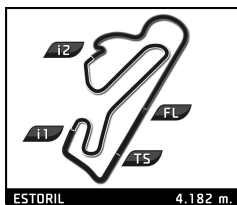


CATERHAM MOTORSPORT IBERIA

CIRCUITO ESTORIL

03/04 JULHO 2026



CATERHAM MOTORSPORT IBERIA SS600

ESTORIL RACING WEEKEND 3 e 4 Julho 2026

RACE 1/2

Volta a volta

— Volta invalidada ■ Melhor marca pessoal ■ Melhor da sessão B Cruzar pelo pit lane

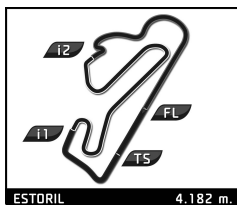
Vlt.	Tempo	Inter. 1	Inter. 2	Inter. 3	km/h	Decorrido	Vlt.	Tempo	Inter. 1	Inter. 2	Inter. 3	km/h	Decorrido
6	Miguel Aguiar					PRT	13	2:12.357	29.913	34.459	1:07.985	113.2	30:10.489
	Zome II						14	2:11.472	28.558	35.078	1:07.836	114.0	32:21.961
1	2:52.690	37.789	36.093	1:38.808	86.8	2:52.690	15	2:11.169	28.382	34.851	1:07.936	114.3	34:33.130
2	3:24.216	56.924	55.660	1:31.632	73.4	6:16.906	16	2:11.065	28.808	34.424	1:07.833	114.3	36:44.195
3	2:12.444	28.813	34.800	1:08.831	113.2	8:29.350	17	2:11.048	28.799	34.527	1:07.722	114.4	38:55.243
4	2:14.466	29.679	35.783	1:09.004	111.5	10:43.816	18	2:10.969	28.472	34.875	1:07.622	114.4	41:06.212
5	2:12.573	28.806	34.978	1:08.789	113.0	12:56.389	19	2:13.114	28.475	35.753	1:08.886	112.6	43:19.326
6	2:11.870	28.565	35.048	1:08.257	113.6	15:08.259	20	2:10.906	28.312	34.754	1:07.840	114.5	45:30.232
7	2:11.817	28.909	35.258	1:07.650	113.7	17:20.076	21	2:18.899B	28.330	34.854	1:15.715	107.9	47:49.131
8	2:12.230	28.431	35.452	1:08.347	113.3	19:32.306	22	5:07.396B	3:18.289	35.345	1:13.762	48.8	52:56.527
9	2:12.229	29.611	35.173	1:07.445	113.3	21:44.535	23	2:35.942B	48.203	35.458	1:12.281	96.1	55:32.469
10	2:11.073	28.688	34.829	1:07.556	114.3	23:55.608	24	2:29.173	48.081	34.276	1:06.816	100.5	58:01.642
11	2:12.105	29.134	34.848	1:08.123	113.4	26:07.713	25	2:09.802	28.569	34.767	1:06.466	115.5	1:00:11.444
12	2:11.205	28.488	35.129	1:07.588	114.2	28:18.918	26	2:10.065	28.082	35.178	1:06.805	115.2	1:02:21.509
13	2:13.427	28.605	36.648	1:08.174	112.3	30:32.345	27	2:10.386	28.393	34.979	1:07.014	114.9	1:04:31.895
14	2:14.825	28.543	35.335	1:10.947	111.2	32:47.170	28	2:11.386	28.747	35.343	1:07.296	114.1	1:06:43.281
15	2:12.085	28.572	35.405	1:08.108	113.5	34:59.255	29	2:10.792	28.460	34.954	1:07.378	114.6	1:08:54.073
16	2:11.908	28.799	35.278	1:07.831	113.6	37:11.163	30	2:09.937	28.796	34.644	1:06.497	115.3	1:11:04.010
17	2:12.244	29.019	35.238	1:07.987	113.3	39:23.407	31	2:11.040	28.168	34.974	1:07.898	114.4	1:13:15.050
18	2:12.648	28.874	35.517	1:08.257	113.0	41:36.055	32	2:10.980	28.226	34.908	1:07.846	114.4	1:15:26.030
19	2:12.108	28.284	35.841	1:07.983	113.4	43:48.163	33	2:10.670	28.337	35.012	1:07.321	114.7	1:17:36.700
20	2:14.002	28.325	36.018	1:09.659	111.8	46:02.165	34	2:10.692	29.029	34.633	1:07.030	114.7	1:19:47.392
21	2:11.799	29.036	34.980	1:07.783	113.7	48:13.964	35	2:10.791	28.446	35.174	1:07.171	114.6	1:21:58.183
22	2:12.416	28.416	35.174	1:08.826	113.2	50:26.380	36	2:10.166	28.330	34.859	1:06.977	115.1	1:24:08.349
23	2:10.994	28.546	35.095	1:07.353	114.4	52:37.374	37	2:09.552	28.059	34.644	1:06.849	115.7	1:26:17.901
24	2:22.496B	28.717	35.001	1:18.778	105.2	54:59.870	38	2:09.443	28.121	34.637	1:06.685	115.8	1:28:27.344
25	4:54.313	3:07.584	37.170	1:09.559	50.9	59:54.183	39	2:09.891	28.131	34.498	1:07.262	115.4	1:30:37.235
26	2:13.301	29.069	35.303	1:08.929	112.4	1:02:07.484	40	2:08.679	27.829	34.698	1:06.152	116.5	1:32:45.914
27	2:16.680	28.762	35.243	1:12.675	109.6	1:04:24.164							
28	2:13.141	28.414	35.767	1:08.960	112.6	1:06:37.305	10	Ricardo Megre					
29	2:14.250	28.810	35.505	1:09.935	111.6	1:08:51.555		Charm Nature					
30	2:12.287	28.824	35.187	1:08.276	113.3	1:11:03.842	1	2:41.977	32.637	35.634	1:33.706	92.5	2:41.977
31	2:21.425B	29.591	35.124	1:16.710	106.0	1:13:25.267	2	3:28.402	58.290	56.502	1:33.610	71.9	6:10.379
32	2:33.449	49.535	35.673	1:08.241	97.7	1:15:58.716	3	2:07.731	27.776	34.056	1:05.899	117.3	8:18.110
33	2:13.229	28.512	35.912	1:08.805	112.5	1:18:11.945	4	2:08.731	28.245	34.170	1:06.316	116.4	10:26.841
34	2:11.995	28.480	35.394	1:08.121	113.5	1:20:23.940	5	2:09.231	28.241	34.487	1:06.503	116.0	12:36.072
35	2:11.907	28.520	35.302	1:08.085	113.6	1:22:35.847	6	2:09.322	28.201	34.462	1:06.659	115.9	14:45.394
36	2:13.973	28.865	35.488	1:09.620	111.9	1:24:49.820	7	2:09.326	28.091	34.779	1:06.456	115.9	16:54.720
37	2:11.966	28.533	35.329	1:08.104	113.6	1:27:01.786	8	2:09.372	28.393	34.522	1:06.457	115.8	19:04.092
38	2:12.025	28.488	35.328	1:08.209	113.5	1:29:13.811	9	2:09.252	27.960	34.525	1:06.767	116.0	21:13.344
39	2:11.629	28.424	35.457	1:07.748	113.9	1:31:25.440	10	2:09.090	28.076	34.369	1:06.645	116.1	23:22.434
							11	2:08.562	27.841	34.290	1:06.431	116.6	25:30.996
8	Rodrigo Buzzi					FRA	12	2:09.025	28.202	34.368	1:06.455	116.2	27:40.021
	Caterman Motosport Brasil						13	2:08.756	27.693	34.598	1:06.465	116.4	29:48.777
1	2:45.070	34.991	34.225	1:35.854	90.8	2:45.070	14	2:08.993	28.127	34.447	1:06.419	116.2	31:57.770
2	3:27.796	58.512	56.468	1:32.816	72.1	6:12.866	15	2:08.516	27.552	34.406	1:06.558	116.6	34:06.286
3	2:10.179	27.902	34.406	1:07.871	115.1	8:23.045	16	2:08.712	28.121	34.454	1:06.137	116.4	36:14.998
4	2:11.389	28.808	34.828	1:07.753	114.1	10:34.434	17	2:08.411	27.573	34.291	1:06.547	116.7	38:23.409
5	2:12.065	29.329	35.003	1:07.733	113.5	12:46.499	18	2:08.822	27.886	34.347	1:06.589	116.3	40:32.231
6	2:11.165	28.221	35.167	1:07.777	114.3	14:57.664	19	2:09.046	28.250	34.274	1:06.522	116.1	42:41.277
7	2:10.973	28.362	34.802	1:07.809	114.4	17:08.637	20	2:08.573	27.748	34.415	1:06.410	116.6	44:49.850
8	2:10.474	28.834	34.452	1:07.188	114.9	19:19.111	21	2:10.848	28.839	34.202	1:07.807	114.5	47:00.698
9	2:09.451	28.090	34.498	1:06.863	115.8	21:28.562	22	2:08.250	27.654	34.434	1:06.162	116.9	49:08.948
10	2:09.734	28.627	34.330	1:06.777	115.5	23:38.296	23	2:08.788	28.070	34.217	1:06.501	116.4	51:17.736
11	2:09.622	28.345	34.114	1:07.163	115.6	25:47.918	24	2:10.886	29.778	34.135	1:06.973	114.5	53:28.622
12	2:10.214	28.411	34.379	1:07.424	115.1	27:58.132	25	2:08.249	27.779	34.440	1:06.030	116.9	55:36.871
							26	2:13.554B	27.485	34.525	1:11.544	112.2	57:50.425



CATERHAM MOTORSPORT IBERIA

CIRCUITO ESTORIL

03/04 JULHO 2026



CATERHAM MOTORSPORT IBERIA SS600

ESTORIL RACING WEEKEND 3 e 4 Julho 2026

RACE 1/2

Volta a volta

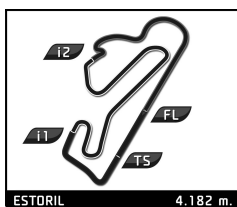
— Volta invalidada ■ Melhor marca pessoal ■ Melhor da sessão B Cruzar pelo pit lane

Vlt.	Tempo	Inter. 1	Inter. 2	Inter. 3	km/h	Decorrido	Vlt.	Tempo	Inter. 1	Inter. 2	Inter. 3	km/h	Decorrido	
27	5:24.197	3:35.872	36.780	1:11.545	46.2	1:03:14.622	12 Henrique Machado						BRA	
28	2:16.794	30.908	36.163	1:09.723	109.6	1:05:31.416	Floripa Racing Team							
29	2:14.397	29.206	35.842	1:09.349	111.5	1:07:45.813	1	6:23.205	35.937	4:18.555	1:28.713	39.1	6:23.205	
30	2:15.697	29.144	35.674	1:10.879	110.4	1:10:01.510	2	2:13.331	29.313	35.543	1:08.475	112.4	8:36.536	
31	2:15.692	29.275	35.944	1:10.473	110.4	1:12:17.202	3	2:13.327	28.659	34.921	1:09.747	112.4	10:49.863	
32	2:15.401	29.161	36.478	1:09.762	110.7	1:14:32.603	4	2:18.781	30.224	35.368	1:13.189	108.0	13:08.644	
33	2:59.571	28.774	35.455	1:55.342	83.5	1:17:32.174	5	2:13.441	28.726	35.037	1:09.678	112.3	15:22.085	
34	2:14.344	28.943	36.157	1:09.244	111.6	1:19:46.518	6	2:16.395	30.576	35.951	1:09.868	109.9	17:38.480	
35	2:16.301	29.209	36.939	1:10.153	110.0	1:22:02.819	7	2:14.295	29.787	35.367	1:09.141	111.6	19:52.775	
36	2:14.862	29.076	36.749	1:09.037	111.1	1:24:17.681	8	2:14.581	29.140	35.936	1:09.505	111.4	22:07.356	
37	2:14.042	28.595	35.730	1:09.717	111.8	1:26:31.723	9	2:14.846	30.336	35.561	1:08.949	111.1	24:22.202	
38	2:14.987	29.342	35.811	1:09.834	111.0	1:28:46.710	10	2:12.955	29.520	35.226	1:08.209	112.7	26:35.157	
39	2:14.290	29.589	35.268	1:09.433	111.6	1:31:01.000	11	2:11.631	28.414	35.067	1:08.150	113.9	28:46.788	
11 Jorge Passanha							PRT	12	2:11.799	28.330	34.771	1:08.698	113.7	30:58.587
Wall Up								13	2:12.474	28.392	35.169	1:08.913	113.1	33:11.061
1	2:41.461	32.218	34.269	1:34.974	92.8	2:41.461	14	2:12.752	28.672	35.515	1:08.565	112.9	35:23.813	
2	3:28.431	58.023	56.585	1:33.823	71.9	6:09.892	15	2:12.130	28.566	34.873	1:08.691	113.4	37:35.943	
3	2:10.168	28.179	34.666	1:07.323	115.1	8:20.060	16	2:12.954	28.887	35.323	1:08.744	112.7	39:48.897	
4	2:09.542	28.112	34.479	1:06.951	115.7	10:29.602	17	2:28.522 B	28.730	35.770	1:24.022	100.9	42:17.419	
5	2:10.792	28.770	34.643	1:07.379	114.6	12:40.394	18	5:13.624	3:28.678	35.515	1:09.431	47.8	47:31.043	
6	2:10.269	28.454	34.594	1:07.221	115.0	14:50.663	19	2:14.009	28.859	35.386	1:09.764	111.8	49:45.052	
7	2:11.342	29.063	35.243	1:07.036	114.1	17:02.005	20	2:15.763	28.928	35.422	1:11.413	110.4	52:00.815	
8	2:10.396	28.368	34.743	1:07.285	114.9	19:12.401	21	2:14.347	29.228	35.323	1:09.796	111.6	54:15.162	
9	2:10.377	28.716	34.710	1:06.951	114.9	21:22.778	22	2:14.384	29.013	35.575	1:09.796	111.5	56:29.546	
10	2:09.651	28.208	34.445	1:06.998	115.6	23:32.429	23	2:14.218	29.114	35.430	1:09.674	111.7	58:43.764	
11	2:09.626	28.211	34.394	1:07.021	115.6	25:42.055	24	2:13.115	28.807	35.511	1:08.797	112.6	1:00:56.879	
12	2:09.984	27.877	35.106	1:07.001	115.3	27:52.039	25	2:14.797	29.643	35.847	1:09.307	111.2	1:03:11.676	
13	2:10.874	28.632	34.674	1:07.568	114.5	30:02.913	26	2:12.371	28.627	35.171	1:08.573	113.2	1:05:24.047	
14	2:14.858 B	28.125	34.577	1:12.156	111.1	32:17.771	27	2:14.753	29.305	36.227	1:09.221	111.2	1:07:38.800	
15	4:59.078	3:18.323	34.318	1:06.437	50.1	37:16.849	28	2:12.536	28.713	35.528	1:08.295	113.1	1:09:51.336	
16	2:07.904	27.703	34.157	1:06.044	117.2	39:24.753	29	2:11.565	28.540	35.166	1:07.859	113.9	1:12:02.901	
17	2:09.800	27.826	34.888	1:07.086	115.5	41:34.553	30	2:15.450	30.308	35.779	1:09.363	110.6	1:14:18.351	
18	2:09.237	28.184	34.547	1:06.506	116.0	43:43.790	31	2:11.017	28.421	34.927	1:07.669	114.4	1:16:29.368	
19	2:09.419	28.560	34.378	1:06.481	115.8	45:53.209	32	2:12.187	28.502	35.405	1:08.280	113.4	1:18:41.555	
20	2:08.595	27.873	34.464	1:06.258	116.5	48:01.804	33	2:12.811	28.498	35.584	1:08.729	112.8	1:20:54.366	
21	2:08.573	27.887	34.451	1:06.235	116.6	50:10.377	34	2:12.052	28.504	35.290	1:08.258	113.5	1:23:06.418	
22	2:09.285	28.317	34.685	1:06.283	115.9	52:19.662	35	2:12.201	28.683	35.397	1:08.121	113.4	1:25:18.619	
23	2:08.655	27.991	34.445	1:06.219	116.5	54:28.317	36	2:12.633	28.883	35.461	1:08.289	113.0	1:27:31.252	
24	2:08.938	28.092	34.532	1:06.314	116.2	56:37.255	37	2:12.881	28.874	35.550	1:08.457	112.8	1:29:44.133	
25	2:08.269	27.747	34.515	1:06.007	116.8	58:45.524	38	2:12.368	29.201	35.184	1:07.983	113.2	1:31:56.501	
26	2:08.426	27.532	34.578	1:06.316	116.7	1:00:53.950	14 Gonçalo Gaivão						PRT	
27	2:08.345	27.708	34.617	1:06.020	116.8	1:03:02.295	Synergy Driver Performance							
28	2:08.480	28.217	34.378	1:05.885	116.6	1:05:10.775	1	2:49.064	33.253	40.048	1:35.763	88.6	2:49.064	
29	2:08.130	27.821	34.413	1:05.896	117.0	1:07:18.905	2	3:25.562	57.132	56.312	1:32.118	72.9	6:14.626	
30	2:09.114	27.811	34.344	1:06.959	116.1	1:09:28.019	3	2:08.639	27.988	34.598	1:06.053	116.5	8:23.265	
31	2:08.299	27.686	34.516	1:06.097	116.8	1:11:36.318	4	2:08.655	28.054	34.601	1:06.000	116.5	10:31.920	
32	2:07.997	27.622	34.308	1:06.067	117.1	1:13:44.315	5	2:09.461	27.771	34.453	1:07.237	115.8	12:41.381	
33	2:08.295	27.721	34.266	1:06.308	116.8	1:15:52.610	6	2:09.891	28.499	34.555	1:06.837	115.4	14:51.272	
34	2:07.420	27.510	34.221	1:05.689	117.6	1:18:00.030	7	2:11.128	28.543	35.158	1:07.427	114.3	17:02.400	
35	2:08.695	27.840	34.681	1:06.174	116.5	1:20:08.725	8	2:10.169	28.251	34.857	1:07.061	115.1	19:12.569	
36	2:08.470	27.725	34.298	1:06.447	116.7	1:22:17.195	9	2:09.764	28.206	34.852	1:06.706	115.5	21:22.333	
37	2:08.097	27.659	34.366	1:06.072	117.0	1:24:25.292	10	2:09.548	28.154	34.608	1:06.786	115.7	23:31.881	
38	2:08.324	27.698	34.248	1:06.378	116.8	1:26:33.616	11	2:09.467	28.289	34.570	1:06.608	115.8	25:41.348	
39	2:08.482	28.003	34.605	1:05.874	116.6	1:28:42.098	12	2:10.555	28.260	35.340	1:06.955	114.8	27:51.903	
40	2:07.980	27.866	34.263	1:05.851	117.1	1:30:50.078	13	2:09.573	28.437	34.820	1:06.316	115.7	30:01.476	

CATERHAM MOTORSPORT IBERIA

CIRCUITO ESTORIL

03/04 JULHO 2026



CATERHAM MOTORSPORT IBERIA SS600

ESTORIL RACING WEEKEND 3 e 4 Julho 2026

RACE 1/2

Volta a volta

— Volta invalidada ■ Melhor marca pessoal ■ Melhor da sessão B Cruzar pelo pit lane

Vlt.	Tempo	Inter. 1	Inter. 2	Inter. 3	km/h	Decorrido	Vlt.	Tempo	Inter. 1	Inter. 2	Inter. 3	km/h	Decorrido
14	2:08.849	28.218	34.565	1:06.066	116.3	32:10.325	28	2:11.949	29.186	34.867	1:07.896	113.6	1:07:50.488
15	2:09.119	28.035	34.570	1:06.514	116.1	34:19.444	29	2:14.092	29.595	34.995	1:09.502	111.8	1:10:04.580
16	2:09.173	27.917	34.837	1:06.419	116.0	36:28.617	30	2:13.077	28.952	35.171	1:08.954	112.6	1:12:17.657
17	2:09.151	28.048	34.588	1:06.515	116.0	38:37.768	31	2:12.429	28.912	35.453	1:08.064	113.2	1:14:30.086
18	2:08.842	27.897	34.520	1:06.425	116.3	40:46.610	32	2:11.302	28.616	35.044	1:07.642	114.1	1:16:41.388
19	2:09.170	27.983	34.729	1:06.458	116.0	42:55.780	33	2:11.130	28.801	34.779	1:07.550	114.3	1:18:52.518
20	2:09.928	28.050	34.926	1:06.952	115.3	45:05.708	34	2:15.294	28.751	37.125	1:09.418	110.8	1:21:07.812
21	2:09.284	28.239	34.877	1:06.168	115.9	47:14.992	35	2:12.737	29.367	35.191	1:08.179	112.9	1:23:20.549
22	2:09.000	28.067	34.639	1:06.294	116.2	49:23.992	36	2:11.654	28.387	35.118	1:08.149	113.8	1:25:32.203
23	2:08.557	28.084	34.468	1:06.005	116.6	51:32.549	37	2:10.847	28.392	35.117	1:07.338	114.5	1:27:43.050
24	2:08.926	28.008	34.441	1:06.477	116.2	53:41.475	38	2:11.443	28.044	34.931	1:08.468	114.0	1:29:54.493
25	2:09.503	28.077	34.517	1:06.909	115.7	55:50.978	39	2:11.306	28.293	34.959	1:08.054	114.1	1:32:05.799
26	2:08.927	28.045	34.635	1:06.247	116.2	57:59.905							
27	2:14.543 B	28.324	34.808	1:11.411	111.4	1:00:14.448							
28	5:01.324 B	3:12.788	35.206	1:13.330	49.7	1:05:15.772							
29	2:32.182	51.294	34.729	1:06.159	98.5	1:07:47.954							
30	2:10.262	28.599	34.562	1:07.101	115.1	1:09:58.216							
31	2:09.764	28.030	34.849	1:06.885	115.5	1:12:07.980							
32	2:09.746	27.911	34.766	1:07.069	115.5	1:14:17.726							
33	2:09.232	28.011	34.838	1:06.383	116.0	1:16:26.958							
34	2:08.711	27.684	34.670	1:06.357	116.4	1:18:35.669							
35	2:09.688	28.003	34.916	1:06.769	115.6	1:20:45.357							
36	2:10.215	27.744	34.943	1:07.528	115.1	1:22:55.572							
37	2:09.349	28.052	34.953	1:06.344	115.9	1:25:04.921							
38	2:08.998	27.873	34.699	1:06.426	116.2	1:27:13.919							
39	2:08.910	27.938	34.852	1:06.120	116.3	1:29:22.829							
40	2:08.841	28.058	34.678	1:06.105	116.3	1:31:31.670							

20 António Posser de Andrade				PRT		
Team Palma						
1	2:53.256	37.174	39.461	1:36.621	86.5	2:53.256
2	3:24.796	57.460	55.647	1:31.689	73.2	6:18.052
3	2:16.552	29.439	37.149	1:09.964	109.8	8:34.604
4	2:15.144	29.657	35.346	1:10.141	110.9	10:49.748
5	2:15.943	29.860	35.465	1:10.618	110.2	13:05.691
6	2:16.364	30.889	35.506	1:09.969	109.9	15:22.055
7	2:16.100	30.228	36.014	1:09.858	110.1	17:38.155
8	2:14.248	29.682	35.308	1:09.258	111.6	19:52.403
9	2:14.598	29.176	35.734	1:09.688	111.3	22:07.001
10	2:15.143	30.296	35.381	1:09.466	110.9	24:22.144
11	2:14.087	29.243	35.416	1:09.428	111.8	26:36.231
12	2:13.844	28.888	35.468	1:09.488	112.0	28:50.075
13	2:13.444	29.193	35.238	1:09.013	112.3	31:03.519
14	2:13.342	28.848	35.307	1:09.187	112.4	33:16.861
15	2:13.962	29.306	35.686	1:08.970	111.9	35:30.823
16	2:14.268	29.327	35.659	1:09.282	111.6	37:45.091
17	2:15.566	29.239	35.574	1:10.753	110.5	40:00.657
18	2:14.520	29.420	35.873	1:09.227	111.4	42:15.177
19	2:15.118	29.644	35.702	1:09.772	110.9	44:30.295
20	2:15.385	29.933	36.308	1:09.144	110.7	46:45.680
21	2:16.108	28.784	35.953	1:11.371	110.1	49:01.788
22	2:14.673	29.554	36.075	1:09.044	111.3	51:16.461
23	2:25.925 B	29.363	35.855	1:20.707	102.7	53:42.386
24	5:18.021	3:34.172	35.669	1:08.180	47.1	59:00.407
25	2:13.332	28.374	35.372	1:09.586	112.4	1:01:13.739
26	2:12.543	28.856	35.239	1:08.448	113.1	1:03:26.282
27	2:12.257	28.865	35.116	1:08.276	113.3	1:05:38.539

22 João Mendes						
Noori Sushi						
1	2:43.007	34.144	34.858	1:34.005	91.9	2:43.007
2	3:28.264	58.711	56.559	1:32.994	72.0	6:11.271
3	2:08.316	27.819	34.020	1:06.477	116.8	8:19.587
4	2:09.047	27.948	34.361	1:06.738	116.1	10:28.634
5	2:17.826	35.264	34.945	1:07.617	108.7	12:46.460
6	2:10.977	28.682	34.786	1:07.509	114.4	14:57.437
7	2:10.871	28.768	34.757	1:07.346	114.5	17:08.308
8	2:09.777	28.366	34.576	1:06.835	115.5	19:18.085
9	2:09.184	27.917	34.441	1:06.826	116.0	21:27.269
10	2:09.960	28.131	34.575	1:07.254	115.3	23:37.229
11	2:09.893	28.478	34.469	1:06.946	115.4	25:47.122
12	2:09.402	27.939	34.446	1:07.017	115.8	27:56.524
13	2:09.104	27.761	34.565	1:06.778	116.1	30:05.628
14	2:10.582	27.751	34.481	1:08.350	114.8	32:16.210
15	2:10.388	29.228	34.628	1:06.532	114.9	34:26.598
16	2:10.807	28.469	34.756	1:07.582	114.6	36:37.405
17	2:09.008	28.233	34.136	1:06.639	116.2	38:46.413
18	2:14.731 B	27.502	34.590	1:12.639	111.2	41:01.144
19	5:38.620 B	3:44.833	35.457	1:18.330	44.3	46:39.764
20	2:35.149	51.622	35.060	1:08.467	96.6	49:14.913
21	2:13.364	28.611	35.070	1:09.683	112.4	51:28.277
22	2:11.901	28.842	35.090	1:07.969	113.6	53:40.178
23	2:13.163	28.672	35.135	1:09.356	112.5	55:53.341
24	2:11.235	28.685	34.752	1:07.798	114.2	58:04.576
25	2:11.525	28.444	34.999	1:08.082	113.9	1:00:16.101
26	2:11.639	28.515	35.067	1:08.057	113.8	1:02:27.740
27	2:11.728	28.471	34.996	1:08.261	113.8	1:04:39.468
28	2:11.956	28.515	35.280	1:08.161	113.6	1:06:51.424
29	2:11.431	28.582	34.994	1:07.855	114.0	1:09:02.855
30	2:11.063	28.573	34.930	1:07.560	114.3	1:11:13.918
31	2:11.642	28.808	34.947	1:07.887	113.8	1:13:25.560
32	2:11.271	28.479	34.957	1:07.835	114.2	1:15:36.831
33	2:11.648	28.496	35.286	1:07.866	113.8	1:17:48.479
34	2:11.067	28.431	34.928	1:07.708	114.3	1:19:59.546
35	2:12.437	29.227	35.509	1:07.701	113.2	1:22:11.983
36	2:10.667	28.269	35.329	1:07.069	114.7	1:24:22.650
37	2:10.889	28.264	35.028	1:07.597	114.5	1:26:33.539
38	2:13.273	29.238	34.726	1:09.309	112.5	1:28:46.812
39	2:10.033	28.269	35.027	1:06.737	115.3	1:30:56.845

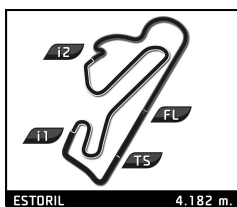
24 Gonçalo Moura				PRT	
Gupe					



CATERHAM MOTORSPORT IBERIA

CIRCUITO ESTORIL

03/04 JULHO 2026



CATERHAM MOTORSPORT IBERIA SS600

ESTORIL RACING WEEKEND 3 e 4 Julho 2026

RACE 1/2

Volta a volta

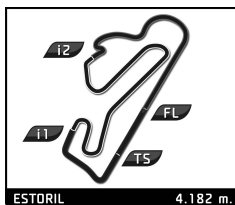
— Volta invalidada ■ Melhor marca pessoal ■ Melhor da sessão B Cruzar pelo pit lane

Vlt.	Tempo	Inter. 1	Inter. 2	Inter. 3	km/h	Decorrido	Vlt.	Tempo	Inter. 1	Inter. 2	Inter. 3	km/h	Decorrido
1	2:43.654	33.855	35.078	1:34.721	91.6	2:43.654	15	2:10.731	28.624	34.880	1:07.227	114.6	34:26.455
2	3:28.142	58.937	56.714	1:32.491	72.0	6:11.796	16	2:11.204	29.274	34.730	1:07.200	114.2	36:37.659
3	2:09.379	27.650	34.656	1:07.073	115.8	8:21.175	17	2:10.980	28.785	35.381	1:06.814	114.4	38:48.639
4	2:10.753	28.516	35.017	1:07.220	114.6	10:31.928	18	2:21.213 B	28.167	34.844	1:18.202	106.1	41:09.852
5	2:09.766	28.203	34.685	1:06.878	115.5	12:41.694	19	5:59.867	4:03.049	39.150	1:17.668	41.6	47:09.719
6	2:10.510	28.051	35.287	1:07.172	114.8	14:52.204	20	2:26.623	32.042	38.174	1:16.407	102.2	49:36.342
7	2:10.779	28.050	35.316	1:07.413	114.6	17:02.983	21	2:25.458	31.563	38.831	1:15.064	103.0	52:01.800
8	2:10.710	28.263	35.285	1:07.162	114.7	19:13.693	22	2:26.849	31.895	38.448	1:16.506	102.1	54:28.649
9	2:09.951	28.582	34.570	1:06.799	115.3	21:23.644	23	2:25.531	31.886	38.938	1:14.707	103.0	56:54.180
10	2:09.687	28.333	34.611	1:06.743	115.6	23:33.331	24	2:25.033	31.391	38.529	1:15.113	103.3	59:19.213
11	2:09.392	28.067	34.478	1:06.847	115.8	25:42.723	25	2:23.862	31.357	38.158	1:14.347	104.2	1:01:43.075
12	2:09.907	28.097	34.470	1:07.340	115.4	27:52.630	26	2:25.463	31.556	39.326	1:14.581	103.0	1:04:08.538
13	2:10.939	28.334	34.651	1:07.954	114.5	30:03.569	27	2:22.544	31.398	37.577	1:13.569	105.1	1:06:31.082
14	2:12.230	28.446	35.744	1:08.040	113.3	32:15.799	28	2:21.356	30.807	37.702	1:12.847	106.0	1:08:52.438
15	2:11.786	29.769	35.033	1:06.984	113.7	34:27.585	29	2:21.558	32.223	36.826	1:12.509	105.9	1:11:13.996
16	2:10.493	28.428	34.577	1:07.488	114.8	36:38.078	30	2:20.535	29.930	37.389	1:13.216	106.6	1:13:34.531
17	2:10.480	28.258	35.295	1:06.927	114.9	38:48.558	31	2:21.249	30.653	37.793	1:12.803	106.1	1:15:55.780
18	2:19.336 B	28.010	34.730	1:16.596	107.6	41:07.894	32	2:19.626	30.368	37.264	1:11.994	107.3	1:18:15.406
19	4:54.266	3:11.795	34.918	1:07.553	50.9	46:02.160	33	2:20.558	30.628	38.085	1:11.845	106.6	1:20:35.964
20	2:10.903	28.520	34.783	1:07.600	114.5	48:13.063	34	2:20.367	30.527	37.444	1:12.396	106.8	1:22:56.331
21	2:10.419	28.318	34.782	1:07.319	114.9	50:23.482	35	2:20.194	30.514	37.501	1:12.179	106.9	1:25:16.525
22	2:09.761	27.989	34.721	1:07.051	115.5	52:33.243	36	2:20.038	30.971	36.901	1:12.166	107.0	1:27:36.563
23	2:10.069	28.031	34.893	1:07.145	115.2	54:43.312	37	2:18.829	29.764	37.202	1:11.863	108.0	1:29:55.392
24	2:09.972	28.214	34.719	1:07.039	115.3	56:53.284	38	2:18.968	29.994	36.967	1:12.007	107.8	1:32:14.360
25	2:09.674	27.956	34.937	1:06.781	115.6	59:02.958	31 António Posser de Andrade PRT						
26	2:10.956	27.890	34.591	1:08.475	114.4	1:01:13.914	Coyote Racing						
27	2:09.977	27.941	34.885	1:07.151	115.3	1:03:23.891	1	3:00.627	32.708	1:06.927	1:20.992	83.0	3:00.627
28	2:09.475	28.065	34.599	1:06.811	115.8	1:05:33.366	2	3:20.389	56.174	55.714	1:28.501	74.8	6:21.016
29	2:08.998	27.754	34.790	1:06.454	116.2	1:07:42.364	3	2:11.266	28.433	34.899	1:07.934	114.2	8:32.282
30	2:09.142	27.833	34.888	1:06.421	116.0	1:09:51.506	4	2:15.192	29.174	34.891	1:11.127	110.9	10:47.474
31	2:08.809	27.870	34.610	1:06.329	116.3	1:12:00.315	5	2:13.660	28.433	34.706	1:10.521	112.1	13:01.134
32	2:09.512	27.954	34.505	1:07.053	115.7	1:14:09.827	6	2:11.084	28.658	34.775	1:07.651	114.3	15:12.218
33	2:16.423	34.982	34.994	1:06.447	109.9	1:16:26.250	7	2:08.842	28.052	34.595	1:06.195	116.3	17:21.060
34	2:09.372	28.128	34.623	1:06.621	115.8	1:18:35.622	8	2:11.327	27.968	35.016	1:08.343	114.1	19:32.387
35	2:09.438	28.260	34.584	1:06.594	115.8	1:20:45.060	9	2:10.833	29.061	34.981	1:06.791	114.5	21:43.220
36	2:10.526	28.274	34.704	1:07.548	114.8	1:22:55.586	10	2:09.591	28.219	34.772	1:06.600	115.6	23:52.811
37	2:12.604	31.349	34.714	1:06.541	113.0	1:25:08.190	11	2:09.627	28.108	34.688	1:06.831	115.6	26:02.438
38	2:09.673	27.974	35.036	1:06.663	115.6	1:27:17.863	12	2:09.590	28.177	34.587	1:06.826	115.6	28:12.028
39	2:09.484	28.096	34.562	1:06.826	115.7	1:29:27.347	13	2:09.462	28.275	34.629	1:06.558	115.8	30:21.490
40	2:09.329	28.012	34.626	1:06.691	115.9	1:31:36.676	14	2:09.137	27.856	34.784	1:06.497	116.1	32:30.627
25 Nelson Morgado PRT							15	2:09.105	27.979	34.642	1:06.484	116.1	34:39.732
Zome II							16	2:08.798	28.019	34.437	1:06.342	116.4	36:48.530
1	2:42.307	34.018	34.806	1:33.483	92.3	2:42.307	17	2:09.068	28.151	34.473	1:06.444	116.1	38:57.598
2	3:28.474	58.598	56.519	1:33.357	71.9	6:10.781	18	2:16.208 B	27.919	34.710	1:13.579	110.0	41:13.806
3	2:09.897	28.022	34.607	1:07.268	115.4	8:20.678	19	5:07.268	3:24.294	34.992	1:07.982	48.8	46:21.074
4	2:09.946	28.783	34.837	1:06.326	115.3	10:30.624	20	2:11.320	28.363	35.149	1:07.808	114.1	48:32.394
5	2:10.348	28.536	34.298	1:07.514	115.0	12:40.972	21	2:10.670	28.403	34.985	1:07.282	114.7	50:43.064
6	2:10.089	28.246	34.559	1:07.284	115.2	14:51.061	22	2:10.834	28.440	35.175	1:07.219	114.5	52:53.898
7	2:10.614	28.415	34.911	1:07.288	114.7	17:01.675	23	2:10.804	28.522	35.116	1:07.166	114.6	55:04.702
8	2:11.632	29.636	35.074	1:06.922	113.9	19:13.307	24	2:10.110	28.158	34.815	1:07.137	115.2	57:14.812
9	2:09.978	28.675	34.440	1:06.863	115.3	21:23.285	25	2:10.140	28.071	35.037	1:07.032	115.2	59:24.952
10	2:10.080	28.920	34.974	1:06.186	115.2	23:33.365	26	2:10.553	28.035	34.978	1:07.540	114.8	1:01:35.505
11	2:09.527	28.415	34.641	1:06.471	115.7	25:42.892	27	2:10.569	28.281	34.616	1:07.672	114.8	1:03:46.074
12	2:10.161	28.377	34.997	1:06.787	115.1	27:53.053	28	2:10.798	28.480	34.964	1:07.354	114.6	1:05:56.872
13	2:10.248	28.441	34.778	1:07.029	115.1	30:03.301	29	2:09.457	27.948	34.698	1:06.811	115.8	1:08:06.329
14	2:12.423	28.883	35.365	1:08.175	113.2	32:15.724	30	2:09.568	28.245	34.659	1:06.664	115.7	1:10:15.897

CATERHAM MOTORSPORT IBERIA

CIRCUITO ESTORIL

03/04 JULHO 2026



CATERHAM MOTORSPORT IBERIA SS600

ESTORIL RACING WEEKEND 3 e 4 Julho 2026

RACE 1/2

Volta a volta

— Volta invalidada ■ Melhor marca pessoal ■ Melhor da sessão B Cruzar pelo pit lane

Vlt.	Tempo	Inter. 1	Inter. 2	Inter. 3	km/h	Decorrido	Vlt.	Tempo	Inter. 1	Inter. 2	Inter. 3	km/h	Decorrido
31	2:09.447	27.926	34.759	1:06.762	115.8	1:12:25.344	2	3:25.093	57.867	55.428	1:31.798	73.1	6:18.806
32	2:09.831	28.002	34.879	1:06.950	115.4	1:14:35.175	3	2:12.567	28.913	34.860	1:08.794	113.1	8:31.373
33	2:10.781	27.716	34.357	1:08.708	114.6	1:16:45.956	4	2:14.162	29.379	35.503	1:09.280	111.7	10:45.535
34	2:09.752	27.948	34.719	1:07.085	115.5	1:18:55.708	5	2:15.409	28.615	34.858	1:11.936	110.7	13:00.944
35	2:09.678	27.895	34.829	1:06.954	115.6	1:21:05.386	6	2:12.222	28.596	35.467	1:08.159	113.3	15:13.166
36	2:09.629	27.839	34.980	1:06.810	115.6	1:23:15.015	7	2:11.128	28.487	34.985	1:07.656	114.3	17:24.294
37	2:09.547	27.929	35.017	1:06.601	115.7	1:25:24.562	8	2:12.976	28.388	35.059	1:09.529	112.7	19:37.270
38	2:10.520	27.960	34.793	1:07.767	114.8	1:27:35.082	9	2:12.277	28.753	35.107	1:08.417	113.3	21:49.547
39	2:09.461	27.761	34.789	1:06.911	115.8	1:29:44.543	10	2:10.784	28.137	34.901	1:07.746	114.6	24:00.331
40	2:10.172	28.113	34.843	1:07.216	115.1	1:31:54.715	11	2:10.761	28.031	35.023	1:07.707	114.6	26:11.092

40 Lourenço R. Magalhães PRT
Paint & Go

1	2:57.529	32.499	57.870	1:27.160	84.4	2:57.529
2	3:22.700	57.439	56.120	1:29.141	73.9	6:20.229
3	2:09.142	27.978	34.457	1:06.707	116.0	8:29.371
4	2:13.085	29.762	35.381	1:07.942	112.6	10:42.456
5	2:10.039	28.036	34.637	1:07.366	115.2	12:52.495
6	2:09.737	28.247	34.407	1:07.083	115.5	15:02.232
7	2:09.351	28.302	34.516	1:06.533	115.9	17:11.583
8	2:08.657	28.017	34.350	1:06.290	116.5	19:20.240
9	2:08.488	27.656	34.059	1:06.773	116.6	21:28.728
10	2:08.475	28.119	34.059	1:06.297	116.7	23:37.203
11	2:09.135	28.129	34.323	1:06.683	116.1	25:46.338
12	2:09.670	27.949	34.904	1:06.817	115.6	27:56.008
13	2:08.376	27.813	34.473	1:06.090	116.7	30:04.384
14	2:11.355	27.987	35.276	1:08.092	114.1	32:15.739
15	2:10.953	29.624	34.576	1:06.753	114.4	34:26.692
16	2:10.169	28.804	34.289	1:07.076	115.1	36:36.861
17	2:08.661	28.057	34.174	1:06.430	116.5	38:45.522
18	2:08.852	27.965	34.341	1:06.546	116.3	40:54.374
19	2:09.737	27.827	35.357	1:06.553	115.5	43:04.111
20	2:09.199	28.105	34.560	1:06.534	116.0	45:13.310
21	2:08.846	28.148	34.340	1:06.358	116.3	47:22.156
22	2:10.314	27.805	34.218	1:08.291	115.0	49:32.470
23	2:08.984	27.956	34.740	1:06.288	116.2	51:41.454
24	2:12.949B	27.976	34.217	1:10.756	112.7	53:54.403
25	4:59.080	3:15.634	35.130	1:08.316	50.1	58:53.483
26	2:11.667	28.231	35.488	1:07.948	113.8	1:01:05.150
27	2:10.009	28.087	34.919	1:07.003	115.3	1:03:15.159
28	2:11.825	29.209	35.278	1:07.338	113.7	1:05:26.984
29	2:10.475	27.757	34.987	1:07.731	114.9	1:07:37.459
30	2:10.882	28.433	35.003	1:07.446	114.5	1:09:48.341
31	2:10.404	27.944	35.568	1:06.892	114.9	1:11:58.745
32	2:11.156	28.239	35.312	1:07.605	114.3	1:14:09.901
33	2:12.083	29.719	35.228	1:07.136	113.5	1:16:21.984
34	2:10.510	28.344	35.035	1:07.131	114.8	1:18:32.494
35	2:09.954	27.874	35.031	1:07.049	115.3	1:20:42.448
36	2:09.974	27.842	34.805	1:07.327	115.3	1:22:52.422
37	2:09.400	27.846	34.944	1:06.610	115.8	1:25:01.822
38	2:09.026	27.878	34.401	1:06.747	116.2	1:27:10.848
39	2:09.703	27.909	34.982	1:06.812	115.5	1:29:20.551
40	2:09.875	27.945	34.837	1:07.093	115.4	1:31:30.426

48 Eurico da Fonseca PRT
ALM

1	2:53.713	36.037	42.090	1:35.586	86.3	2:53.713
---	----------	--------	--------	----------	------	----------

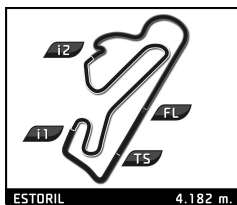
52 Sandra Ramos PRT
RXF

1	2:55.953	36.401	43.949	1:35.603	85.2	2:55.953
2	3:23.889	57.191	55.624	1:31.074	73.5	6:19.842
3	2:12.097	29.290	35.159	1:07.648	113.5	8:31.939
4	2:15.531	29.944	35.156	1:10.431	110.6	10:47.470
5	2:13.680	28.950	34.817	1:09.913	112.1	13:01.150
6	2:12.277	29.131	35.653	1:07.493	113.3	15:13.427
7	2:11.702	28.953	34.882	1:07.867	113.8	17:25.129
8	2:12.964	28.876	35.710	1:08.378	112.7	19:38.093
9	2:12.146	28.709	34.753	1:08.684	113.4	21:50.239
10	2:10.687	29.015	34.457	1:07.215	114.7	24:00.926
11	2:10.271	28.310	34.748	1:07.213	115.0	26:11.197
12	2:11.001	28.538	34.691	1:07.772	114.4	28:22.198
13	2:10.290	28.315	34.584	1:07.391	115.0	30:32.488
14	2:33.255B	28.888	34.838	1:29.529	97.8	33:05.743
15	6:12.221	4:18.087	38.207	1:15.927	40.3	39:17.964

CATERHAM MOTORSPORT IBERIA

CIRCUITO ESTORIL

03/04 JULHO 2026



CATERHAM MOTORSPORT IBERIA SS600

ESTORIL RACING WEEKEND 3 e 4 Julho 2026

RACE 1/2

Volta a volta

— Volta invalidada ■ Melhor marca pessoal ■ Melhor da sessão B Cruzar pelo pit lane

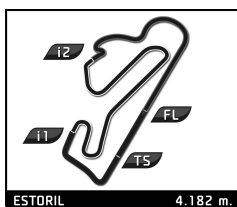
Vlt.	Tempo	Inter. 1	Inter. 2	Inter. 3	km/h	Decorrido	Vlt.	Tempo	Inter. 1	Inter. 2	Inter. 3	km/h	Decorrido
16	2:25.520	32.259	36.755	1:16.506	103.0	41:43.484	35	2:16.362	29.465	35.894	1:11.003	109.9	1:24:35.917
17	2:21.742	31.485	37.281	1:12.976	105.7	44:05.226	36	2:17.102	30.430	35.948	1:10.724	109.3	1:26:53.019
18	2:22.245	31.181	36.839	1:14.225	105.4	46:27.471	37	2:16.227	30.275	35.809	1:10.143	110.0	1:29:09.246
19	2:35.438	31.856	36.388	1:27.194	96.4	49:02.909	38	2:16.253	30.101	35.597	1:10.555	110.0	1:31:25.499
20	2:25.375	33.555	37.573	1:14.247	103.1	51:28.284	74 Bernardo Gonzalez PRT						
21	2:21.140	31.174	37.298	1:12.668	106.2	53:49.424	Minho Jantes						
22	2:20.952	30.808	36.474	1:13.670	106.3	56:10.376	1	2:40.534	31.903	34.132	1:34.499	93.4	2:40.534
23	2:33.915B	31.763	37.577	1:24.575	97.4	58:44.291	2	3:29.008	58.152	56.572	1:34.284	71.7	6:09.542
24	5:45.619	3:28.775	48.206	1:28.638	43.4	1:04:29.910	3	2:08.183	27.892	34.098	1:06.193	116.9	8:17.725
25	2:38.486	34.363	41.258	1:22.865	94.6	1:07:08.396	4	2:09.054	28.260	34.252	1:06.542	116.1	10:26.779
26	2:31.715	32.818	39.148	1:19.749	98.8	1:09:40.111	5	2:09.388	28.801	34.178	1:06.409	115.8	12:36.167
27	2:36.863	32.261	42.720	1:21.882	95.5	1:12:16.974	6	2:09.183	27.835	34.618	1:06.730	116.0	14:45.350
28	2:33.867	32.647	40.337	1:20.883	97.4	1:14:50.841	7	2:09.476	28.563	34.533	1:06.380	115.7	16:54.826
29	2:35.600	31.795	42.144	1:21.661	96.3	1:17:26.441	8	2:09.158	28.052	34.596	1:06.510	116.0	19:03.984
30	2:28.337	32.157	40.120	1:16.060	101.0	1:19:54.778	9	2:09.394	28.493	34.303	1:06.598	115.8	21:13.378
31	2:30.066	31.775	40.698	1:17.593	99.9	1:22:24.844	10	2:08.898	27.847	34.381	1:06.670	116.3	23:22.276
32	2:28.504	30.846	38.352	1:19.306	100.9	1:24:53.348	11	2:08.729	28.584	34.057	1:06.088	116.4	25:31.005
33	2:29.414	31.882	39.046	1:18.486	100.3	1:27:22.762	12	2:08.886	27.959	34.403	1:06.524	116.3	27:39.891
34	2:27.326	30.722	38.225	1:18.379	101.7	1:29:50.088	13	2:09.040	28.259	34.451	1:06.330	116.1	29:48.931
35	2:28.394	30.661	41.391	1:16.342	101.0	1:32:18.482	14	2:08.442	27.794	34.332	1:06.316	116.7	31:57.373
62 Ricardo Martins PRT							15	2:08.965	28.427	34.381	1:06.157	116.2	34:06.338
Maison Bonnet							16	2:08.476	27.901	34.286	1:06.289	116.7	36:14.814
1	2:51.795	36.734	38.180	1:36.881	87.2	2:51.795	17	2:08.708	28.172	34.295	1:06.241	116.4	38:23.522
2	3:24.152	56.576	55.719	1:31.857	73.4	6:15.947	18	2:08.719	28.415	34.086	1:06.218	116.4	40:32.241
3	2:13.256	28.501	35.420	1:09.335	112.5	8:29.203	19	2:08.959	27.895	34.458	1:06.606	116.2	42:41.200
4	2:14.342	28.897	36.136	1:09.309	111.6	10:43.545	20	2:08.821	28.481	34.092	1:06.248	116.3	44:50.021
5	2:17.550	29.294	35.229	1:13.027	109.0	13:01.095	21	2:10.393	28.412	34.255	1:07.726	114.9	47:00.414
6	2:14.302	29.385	35.670	1:09.247	111.6	15:15.397	22	2:08.610	28.494	34.195	1:05.921	116.5	49:09.024
7	2:14.361	28.754	35.719	1:09.888	111.5	17:29.758	23	2:08.299	27.711	34.087	1:06.501	116.8	51:17.323
8	2:12.735	28.669	35.755	1:08.311	112.9	19:42.493	24	2:10.150	28.856	34.941	1:06.353	115.2	53:27.473
9	2:12.790	28.424	35.467	1:08.899	112.9	21:55.283	25	2:09.230	28.428	34.405	1:06.397	116.0	55:36.703
10	2:12.728	28.481	35.528	1:08.719	112.9	24:08.011	26	2:15.259B	28.252	34.158	1:12.849	110.8	57:51.962
11	2:13.757	28.524	35.936	1:09.297	112.0	26:21.768	27	4:57.858	3:16.270	34.578	1:07.010	50.3	1:02:49.820
12	2:13.295	28.433	36.136	1:08.726	112.4	28:35.063	28	2:09.931	28.200	34.831	1:06.900	115.3	1:04:59.751
13	2:12.663	28.572	35.654	1:08.437	113.0	30:47.726	29	2:09.922	28.005	34.896	1:07.021	115.4	1:07:09.673
14	2:12.021	28.566	35.368	1:08.087	113.5	32:59.747	30	2:10.293	28.418	34.858	1:07.017	115.0	1:09:19.966
15	2:11.967	28.382	35.371	1:08.214	113.6	35:11.714	31	2:09.878	28.090	34.851	1:06.937	115.4	1:11:29.844
16	2:13.431	28.986	35.805	1:08.640	112.3	37:25.145	32	2:10.227	28.400	34.885	1:06.942	115.1	1:13:40.071
17	2:12.701	28.373	35.812	1:08.516	112.9	39:37.846	33	2:09.767	27.975	34.705	1:07.087	115.5	1:15:49.838
18	2:12.142	28.565	35.548	1:08.029	113.4	41:49.988	34	2:09.676	28.195	34.684	1:06.797	115.6	1:17:59.514
19	2:12.360	28.531	35.191	1:08.638	113.2	44:02.348	35	2:09.766	28.054	35.079	1:06.633	115.5	1:20:09.280
20	2:12.342	28.554	35.619	1:08.169	113.2	46:14.690	36	2:09.436	28.101	34.584	1:06.751	115.8	1:22:18.716
21	2:18.751B	28.648	35.279	1:14.824	108.0	48:33.441	37	2:08.816	27.757	34.497	1:06.562	116.3	1:24:27.532
22	5:20.479	3:32.500	35.972	1:12.007	46.8	53:53.920	38	2:08.569	27.708	34.747	1:06.114	116.6	1:26:36.101
23	2:17.084	30.004	35.700	1:11.380	109.3	56:11.004	39	2:09.579	27.702	33.991	1:07.886	115.7	1:28:45.680
24	2:44.698	31.092	1:02.356	1:11.250	91.0	58:55.702	40	2:08.580	27.701	34.560	1:06.319	116.6	1:30:54.260
25	2:34.860	29.688	35.718	1:29.454	96.8	1:01:30.562	77 Bernardo Bello ESP						
26	2:19.267	30.827	35.778	1:12.662	107.6	1:03:49.829	Hirundo Motors						
27	2:18.860	30.426	36.210	1:12.224	107.9	1:06:08.689	1	6:59.847	33.955	5:18.028	1:07.864	35.7	6:59.847
28	2:21.249	30.961	35.924	1:14.364	106.1	1:08:29.938	2	2:10.382	28.356	34.794	1:07.232	114.9	9:10.229
29	2:18.471	30.608	35.965	1:11.898	108.2	1:10:48.409	3	2:10.055	28.113	34.732	1:07.210	115.2	11:20.284
30	2:18.390	30.028	35.936	1:12.426	108.3	1:13:06.799	4	2:09.645	28.096	34.703	1:06.846	115.6	13:29.929
31	2:18.704	30.232	36.290	1:12.182	108.0	1:15:25.503	5	2:10.194	28.144	35.081	1:06.969	115.1	15:40.123
32	2:16.238	30.413	35.496	1:10.329	110.0	1:17:41.741	6	2:09.724	27.978	34.840	1:06.906	115.5	17:49.847
33	2:16.850	29.891	35.703	1:11.256	109.5	1:19:58.591	7	2:08.871	27.888	34.533	1:06.450	116.3	19:58.718
34	2:20.964	30.953	36.702	1:13.309	106.3	1:22:19.555							



CATERHAM MOTORSPORT IBERIA

CIRCUITO ESTORIL

03/04 JULHO 2026



CATERHAM MOTORSPORT IBERIA SS600

ESTORIL RACING WEEKEND 3 e 4 Julho 2026

RACE 1/2

Volta a volta

— Volta invalidada ■ Melhor marca pessoal ■ Melhor da sessão B Cruzar pelo pit lane

Vlt.	Tempo	Inter. 1	Inter. 2	Inter. 3	km/h	Decorrido	Vlt.	Tempo	Inter. 1	Inter. 2	Inter. 3	km/h	Decorrido
8	2:08.790	27.929	34.507	1:06.354	116.4	22:07.508	23	2:10.521	28.586	35.182	1:06.753	114.8	55:51.857
9	2:10.522	28.760	34.709	1:07.053	114.8	24:18.030	24	2:09.521	28.282	34.627	1:06.612	115.7	58:01.378
10	2:09.689	27.782	34.783	1:07.124	115.6	26:27.719	25	2:09.685	28.413	34.724	1:06.548	115.6	1:00:11.063
11	2:09.987	28.038	34.777	1:07.172	115.3	28:37.706	26	2:10.347	28.124	35.317	1:06.906	115.0	1:02:21.410
12	2:09.861	27.764	34.525	1:07.572	115.4	30:47.567	27	2:10.303	28.273	35.115	1:06.915	115.0	1:04:31.713
13	2:09.818	28.174	34.641	1:07.003	115.4	32:57.385	28	2:11.315	29.104	35.164	1:07.047	114.1	1:06:43.028
14	2:08.696	27.787	34.554	1:06.355	116.5	35:06.081	29	2:11.149	28.721	35.031	1:07.397	114.3	1:08:54.177
15	2:09.238	27.802	34.496	1:06.940	116.0	37:15.319	30	2:09.640	28.456	34.569	1:06.615	115.6	1:11:03.817
16	2:09.135	27.902	34.667	1:06.566	116.1	39:24.454	31	2:11.108	28.261	35.106	1:07.741	114.3	1:13:14.925
17	2:10.217	28.376	34.732	1:07.109	115.1	41:34.671	32	2:10.496	28.116	35.017	1:07.363	114.8	1:15:25.421
18	2:09.399	28.278	34.534	1:06.587	115.8	43:44.070	33	2:11.186	28.518	35.190	1:07.478	114.2	1:17:36.607
19	2:17.701 B	28.561	34.461	1:14.679	108.8	46:01.771	34	2:11.592	29.069	34.753	1:07.770	113.9	1:19:48.199
20	5:15.476	3:33.034	35.011	1:07.431	47.5	51:17.247	35	2:10.356	27.835	34.916	1:07.605	115.0	1:21:58.555
21	2:10.701	29.086	34.932	1:06.683	114.7	53:27.948	36	2:10.367	28.368	34.605	1:07.394	115.0	1:24:08.922
22	2:09.298	28.217	34.889	1:06.192	115.9	55:37.246	37	2:10.445	28.059	34.898	1:07.488	114.9	1:26:19.367
23	2:08.518	27.991	34.425	1:06.102	116.6	57:45.764	38	2:10.823	28.315	35.312	1:07.196	114.6	1:28:30.190
24	2:10.666	28.245	35.193	1:07.228	114.7	59:56.430	39	2:09.690	28.206	34.864	1:06.620	115.6	1:30:39.880
25	2:09.747	27.915	34.313	1:07.519	115.5	1:02:06.177	40	2:10.282	28.325	34.923	1:07.034	115.0	1:32:50.162
26	2:10.366	28.220	34.822	1:07.324	115.0	1:04:16.543							
27	2:09.607	28.117	34.617	1:06.873	115.6	1:06:26.150							
28	2:10.407	27.925	34.621	1:07.861	114.9	1:08:36.557							
29	2:11.735	27.846	34.296	1:09.593	113.8	1:10:48.292							
30	2:09.512	27.950	34.358	1:07.204	115.7	1:12:57.804							
31	2:20.060 B	27.850	34.827	1:17.383	107.0	1:15:17.864							
32	2:22.741	41.008	34.347	1:07.386	105.0	1:17:40.605							
33	2:11.015	27.788	34.754	1:08.473	114.4	1:19:51.620							
34	2:10.256	27.801	35.187	1:07.268	115.1	1:22:01.876							
35	2:08.564	27.681	34.536	1:06.347	116.6	1:24:10.440							
36	2:08.329	27.562	34.156	1:06.611	116.8	1:26:18.769							
37	2:08.625	27.691	34.520	1:06.414	116.5	1:28:27.394							
38	2:09.285	27.883	34.525	1:06.877	115.9	1:30:36.679							
39	2:08.757	27.834	34.436	1:06.487	116.4	1:32:45.436							

81 André Matos		PRT					
AZ Racing Team							
1	2:50.721	36.932	37.032	1:36.757	87.8	2:50.721	
2	3:24.494	56.704	55.785	1:32.005	73.3	6:15.215	
3	2:13.607	28.885	35.138	1:09.584	112.2	8:28.822	
4	2:13.450	29.161	36.265	1:08.024	112.3	10:42.272	
5	2:12.066	29.261	35.072	1:07.733	113.5	12:54.338	
6	2:12.161	28.829	35.350	1:07.982	113.4	15:06.499	
7	2:12.580	28.984	35.704	1:07.892	113.0	17:19.079	
8	2:13.562	28.945	36.317	1:08.300	112.2	19:32.641	
9	2:11.199	28.731	35.331	1:07.137	114.2	21:43.840	
10	2:11.444	28.679	35.196	1:07.569	114.0	23:55.284	
11	2:12.678	29.193	35.177	1:08.308	113.0	26:07.962	
12	2:11.194	28.753	34.992	1:07.449	114.2	28:19.156	
13	2:11.998	29.167	35.369	1:07.462	113.5	30:31.154	
14	2:21.790 B	28.420	35.265	1:18.105	105.7	32:52.944	
15	5:30.419	3:46.567	35.776	1:08.076	45.4	38:23.363	
16	2:11.204	29.038	35.031	1:07.135	114.2	40:34.567	
17	2:11.324	28.833	35.179	1:07.312	114.1	42:45.891	
18	2:11.289	28.708	35.109	1:07.472	114.2	44:57.180	
19	2:11.752	28.848	35.596	1:07.308	113.8	47:08.932	
20	2:11.356	28.683	35.443	1:07.230	114.1	49:20.288	
21	2:10.714	28.633	34.947	1:07.134	114.7	51:31.002	
22	2:10.334	28.652	34.806	1:06.876	115.0	53:41.336	

88 Rafael Antunes		Formula F					
1	2:59.250	35.699	1:03.446	1:20.105	83.6	2:59.250	
2	3:21.434	56.497	56.180	1:28.757	74.4	6:20.684	
3	2:11.841	28.628	35.173	1:08.040	113.7	8:32.525	
4	2:14.960	29.230	34.834	1:10.896	111.0	10:47.485	
5	2:28.360 B	29.124	34.873	1:24.363	101.0	13:15.845	
6	23:32.153	...	35.848	1:09.134	10.6	36:47.998	
7	2:13.554	29.339	35.408	1:08.807	112.2	39:01.552	
8	2:13.232	28.744	35.714	1:08.774	112.5	41:14.784	
9	2:14.466	28.989	36.546	1:08.931	111.5	43:29.250	
10	2:14.225	29.375	35.789	1:09.061	111.7	45:43.475	
11	2:14.326	29.266	36.007	1:09.053	111.6	47:57.801	
12	2:12.719	28.683	35.635	1:08.401	112.9	50:10.520	
13	2:12.295	28.747	35.274	1:08.274	113.3	52:22.815	
14	2:12.518	28.735	35.859	1:07.924	113.1	54:35.333	
15	2:11.778	28.479	35.422	1:07.877	113.7	56:47.111	
16	2:12.221	29.119	35.295	1:07.807	113.3	58:59.332	
17	2:13.657	28.200	35.557	1:09.900	112.1	1:01:12.989	
18	2:13.926	28.234	35.721	1:09.971	111.9	1:03:26.915	
19	2:13.285	29.733	35.731	1:07.821	112.4	1:05:40.200	
20	2:10.671	28.455	34.960	1:07.256	114.7	1:07:50.871	
21	2:13.813	28.586	35.583	1:09.644	112.0	1:10:04.684	
22	2:12.128	28.317	35.104	1:08.707	113.4	1:12:16.812	
23	2:12.070	28.621	35.789	1:07.660	113.5	1:14:28.882	
24	2:11.549	28.365	35.792	1:07.392	113.9	1:16:40.431	
25	2:11.977	28.338	35.761	1:07.878	113.6	1:18:52.408	
26	2:12.958	29.141	36.094	1:07.723	112.7	1:21:05.366	
27	2:11.322	28.577	35.450	1:07.295	114.1	1:23:16.688	
28	2:11.680	28.414	35.772	1:07.494	113.8	1:25:28.368	
29	2:12.267	28.941	35.352	1:07.974	113.3	1:27:40.635	
30	2:11.306	28.491	35.062	1:07.753	114.1	1:29:51.941	
31	2:11.660	28.746	35.232	1:07.682	113.8	1:32:03.601	

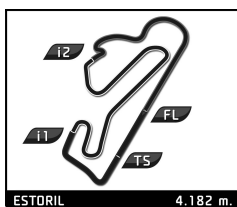
91 Aderbal Grilo		BRA					
Armazem Rita Maria Team							
1	2:56.601	36.262	46.618	1:33.721	84.9	2:56.601	
2	3:23.327	57.241	55.737	1:30.349	73.7	6:19.928	



CATERHAM MOTORSPORT IBERIA

CIRCUITO ESTORIL

03/04 JULHO 2026



CATERHAM MOTORSPORT IBERIA SS600

ESTORIL RACING WEEKEND 3 e 4 Julho 2026

RACE 1/2

Volta a volta

— Volta invalidada ■ Melhor marca pessoal ■ Melhor da sessão B Cruzar pelo pit lane

Vlt.	Tempo	Inter. 1	Inter. 2	Inter. 3	km/h	Decorrido	Vlt.	Tempo	Inter. 1	Inter. 2	Inter. 3	km/h	Decorrido
3	2:11.565	27.961	35.373	1:08.231	113.9	8:31.493	17	2:09.356	27.913	34.799	1:06.644	115.9	42:34.371
4	2:12.404	28.395	35.328	1:08.681	113.2	10:43.897	18	2:09.517	28.145	34.909	1:06.463	115.7	44:43.888
5	2:21.021	28.158	34.916	1:17.947	106.3	13:04.918	19	2:09.489	28.678	34.614	1:06.197	115.7	46:53.377
6	2:11.376	29.004	35.105	1:07.267	114.1	15:16.294	20	2:10.333	28.058	34.460	1:07.815	115.0	49:03.710
7	2:10.163	28.424	34.475	1:07.264	115.1	17:26.457	21	2:09.931	28.080	35.239	1:06.612	115.3	51:13.641
8	2:10.784	27.973	35.130	1:07.681	114.6	19:37.241	22	2:09.150	27.771	34.748	1:06.631	116.0	53:22.791
9	2:11.774	28.853	35.195	1:07.726	113.7	21:49.015	23	2:09.053	27.952	34.602	1:06.499	116.1	55:31.844
10	2:10.135	28.261	34.754	1:07.120	115.2	23:59.150	24	2:09.408	28.036	34.856	1:06.516	115.8	57:41.252
11	2:10.166	27.895	35.045	1:07.226	115.1	26:09.316	25	2:09.169	27.833	34.849	1:06.487	116.0	59:50.421
12	2:10.019	28.265	34.504	1:07.250	115.3	28:19.335	26	2:09.189	28.040	34.468	1:06.681	116.0	1:01:59.610
13	2:10.687	28.595	34.870	1:07.222	114.7	30:30.022	27	2:09.030	27.902	34.335	1:06.793	116.1	1:04:08.640
14	2:12.305	29.060	34.446	1:08.799	113.3	32:42.327	28	2:09.308	28.134	34.517	1:06.657	115.9	1:06:17.948
15	2:10.287	28.195	34.722	1:07.370	115.0	34:52.614	29	2:12.075	27.718	34.486	1:09.871	113.5	1:08:30.023
16	2:19.377 B	28.513	34.804	1:16.060	107.5	37:11.991	30	2:08.931	28.042	34.584	1:06.305	116.2	1:10:38.954
17	5:14.096	3:31.182	35.334	1:07.580	47.7	42:26.087	31	2:08.830	27.851	34.279	1:06.700	116.3	1:12:47.784
18	2:12.793	28.631	35.481	1:08.681	112.9	44:38.880	32	2:08.891	27.924	34.482	1:06.485	116.3	1:14:56.675
19	2:12.848	28.426	35.172	1:09.250	112.8	46:51.728	33	2:09.736	27.727	34.663	1:07.346	115.5	1:17:06.411
20	2:11.980	28.723	34.888	1:08.369	113.6	49:03.708	34	2:08.952	28.025	34.487	1:06.440	116.2	1:19:15.363
21	2:12.995	30.051	34.977	1:07.967	112.7	51:16.703	35	2:08.611	27.816	34.584	1:06.211	116.5	1:21:23.974
22	2:14.284	31.329	34.992	1:07.963	111.6	53:30.987	36	2:08.650	27.826	34.420	1:06.404	116.5	1:23:32.624
23	2:11.690	28.222	34.559	1:08.909	113.8	55:42.677	37	2:08.710	28.014	34.495	1:06.201	116.4	1:25:41.334
24	2:11.766	28.922	35.058	1:07.786	113.7	57:54.443	38	2:08.352	27.767	34.558	1:06.027	116.8	1:27:49.686
25	2:13.501	29.278	35.252	1:08.971	112.3	1:00:07.944	39	2:08.241	27.868	34.325	1:06.048	116.9	1:29:57.927
26	2:12.510	29.213	35.111	1:08.186	113.1	1:02:20.454	40	2:08.909	27.942	34.527	1:06.440	116.3	1:32:06.836
27	2:11.009	28.420	34.792	1:07.797	114.4	1:04:31.463							
28	2:11.801	28.964	35.349	1:07.488	113.7	1:06:43.264							
29	2:11.101	28.962	34.750	1:07.389	114.3	1:08:54.365							
30	2:11.692	29.397	34.946	1:07.349	113.8	1:11:06.057							
31	2:09.495	28.179	34.513	1:06.803	115.7	1:13:15.552							
32	2:10.211	28.149	34.551	1:07.511	115.1	1:15:25.763							
33	2:10.999	28.972	34.881	1:07.146	114.4	1:17:36.762							
34	2:11.137	28.594	34.932	1:07.611	114.3	1:19:47.899							
35	2:11.298	29.323	34.849	1:07.126	114.1	1:21:59.197							
36	2:10.128	28.004	34.902	1:07.222	115.2	1:24:09.325							
37	2:10.268	28.083	34.508	1:07.677	115.0	1:26:19.593							
38	2:12.152	28.004	35.296	1:08.852	113.4	1:28:31.745							
39	2:12.028	29.331	35.502	1:07.195	113.5	1:30:43.773							
40	2:10.500	28.219	35.174	1:07.107	114.8	1:32:54.273							

93

João Ribeiro

PRT

Clinica Dentaria Joao Ribeiro

1	2:46.231	35.537	34.895	1:35.799	90.2	2:46.231
2	3:28.302	58.854	56.207	1:33.241	71.9	6:14.533
3	2:14.127	29.267	35.110	1:09.750	111.7	8:28.660
4	2:18.335	31.166	36.098	1:11.071	108.3	10:46.995
5	2:17.863	28.568	36.547	1:12.748	108.7	13:04.858
6	2:15.139	28.960	35.657	1:10.522	110.9	15:19.997
7	2:13.826	28.736	35.316	1:09.774	112.0	17:33.823
8	2:14.431	29.299	35.459	1:09.673	111.5	19:48.254
9	2:14.228	28.823	35.235	1:10.170	111.7	22:02.482
10	2:13.935	29.076	35.208	1:09.651	111.9	24:16.417
11	2:14.123	28.933	35.643	1:09.547	111.7	26:30.540
12	2:13.614	29.065	35.334	1:09.215	112.2	28:44.154
13	2:21.714 B	29.016	35.304	1:17.394	105.8	31:05.868
14	5:00.383	3:18.977	34.521	1:06.885	49.9	36:06.251
15	2:09.740	27.876	34.614	1:07.250	115.5	38:15.991
16	2:09.024	27.876	34.523	1:06.625	116.2	40:25.015

