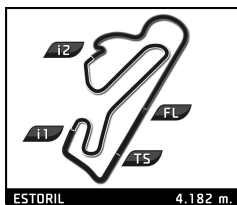


CATERHAM MOTORSPORT IBERIA

CIRCUITO ESTORIL

03/04 JULHO 2026



CATERHAM MOTORSPORT IBERIA SS600

ESTORIL RACING WEEKEND 3 e 4 Julho 2026

PRIVATE 2

Volta a volta

— Volta inválida ■ Melhor marca pessoal ■ Melhor da sessão B Cruzar pelo pit lane

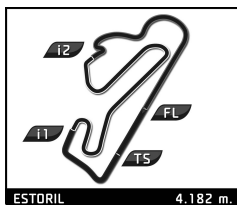
Vlt.	Tempo	Inter. 1	Inter. 2	Inter. 3	km/h	Decorrido	Vlt.	Tempo	Inter. 1	Inter. 2	Inter. 3	km/h	Decorrido
6	Miguel Aguiar PRT						17	2:17.819	29.954	35.441	1:12.424	108.7	43:14.861
	Miguel Aguiar						18	2:23.106	37.973	35.583	1:09.550	104.7	45:37.967
1	3:16.520	1:30.671	36.556	1:09.293	76.3	3:16.520	19	2:14.176	29.643	35.063	1:09.470	111.7	47:52.143
2	2:14.970	30.605	35.066	1:09.299	111.0	5:31.490	20	2:14.764	29.284	35.391	1:10.089	111.2	50:06.907
3	2:24.351	29.225	35.289	1:19.837	103.8	7:55.841	11 Jorge Passanha PRT						
4	2:40.829	41.473	50.102	1:09.254	93.2	10:36.670	Jorge Passanha						
5	2:15.773	28.917	36.034	1:10.822	110.4	12:52.443	1	3:08.675	1:28.187	33.975	1:06.513	79.4	3:08.675
6	2:15.368	29.914	35.392	1:10.062	110.7	15:07.811	2	2:09.629	28.512	33.843	1:07.274	115.6	5:18.304
7	2:15.923	29.179	35.810	1:10.934	110.3	17:23.734	3	2:23.364	28.378	33.869	1:21.117	104.5	7:41.668
8	2:14.981	29.384	35.696	1:09.901	111.0	19:38.715	4	2:48.965	50.902	49.439	1:08.624	88.7	10:30.633
9	2:16.185	30.649	35.265	1:10.271	110.0	21:54.900	5	2:10.588	29.673	34.230	1:06.685	114.8	12:41.221
10	2:27.344	28.834	35.557	1:22.953	101.7	24:22.244	6	2:08.423	28.148	33.779	1:06.496	116.7	14:49.644
11	2:23.405	B 29.662	36.122	1:17.621	104.5	26:45.649	7	2:08.391	27.895	34.022	1:06.474	116.7	16:58.035
8 Rodrigo Buzzi FRA							8	2:12.322	31.369	34.272	1:06.681	113.3	19:10.357
Rodrigo Buzzi							9	2:08.529	28.224	34.175	1:06.130	116.6	21:18.886
1	2:46.984	1:03.737	34.591	1:08.656	89.7	2:46.984	10	2:19.761	B 28.641	35.140	1:15.980	107.2	23:38.647
2	2:11.679	28.905	34.550	1:08.224	113.8	4:58.663	11	3:57.092	2:16.271	34.189	1:06.632	63.2	27:35.739
3	2:11.471	29.023	34.305	1:08.143	114.0	7:10.134	12	2:08.735	28.459	33.749	1:06.527	116.4	29:44.474
4	2:26.962	29.121	38.703	1:19.138	102.0	9:37.096	13	2:09.935	28.140	33.989	1:07.806	115.3	31:54.409
5	2:09.798	28.411	33.936	1:07.451	115.5	11:46.894	14	2:08.715	28.267	34.044	1:06.404	116.4	34:03.124
6	2:10.200	28.298	34.198	1:07.704	115.1	13:57.094	15	2:08.294	28.169	33.796	1:06.329	116.8	36:11.418
7	2:10.560	28.193	34.505	1:07.862	114.8	16:07.654	16	2:09.330	28.497	34.072	1:06.761	115.9	38:20.748
8	2:11.559	28.569	35.437	1:07.553	113.9	18:19.213	17	2:08.042	28.224	33.912	1:05.906	117.0	40:28.790
9	2:18.598	B 28.521	35.031	1:15.046	108.1	20:37.811	18	2:14.589	28.235	33.554	1:12.800	111.4	42:43.379
10	5:18.077	3:34.727	35.270	1:08.080	47.1	25:55.888	19	2:21.520	39.404	35.348	1:06.768	105.9	45:04.899
11	2:11.582	29.029	34.903	1:07.650	113.9	28:07.470	20	2:08.153	28.321	33.677	1:06.155	116.9	47:13.052
12	2:10.972	28.732	34.597	1:07.643	114.4	30:18.442	21	2:08.591	28.300	33.875	1:06.416	116.5	49:21.643
13	2:44.078	36.661	56.416	1:11.001	91.3	33:02.520	22	2:08.209	28.304	33.944	1:05.961	116.9	51:29.852
14	2:14.663	29.293	36.914	1:08.456	111.3	35:17.183	12 Henrique Machado BRA						
15	2:10.603	28.474	34.578	1:07.551	114.8	37:27.786	Henrique Machado						
16	2:14.136	31.756	34.774	1:07.606	111.7	39:41.922	1	2:48.250	1:02.990	36.663	1:08.597	89.1	2:48.250
17	2:12.804	28.451	34.473	1:09.880	112.8	41:54.726	2	2:12.866	29.319	34.914	1:08.633	112.8	5:01.116
18	3:16.267	46.809	49.733	1:39.725	76.4	45:10.993	3	2:13.259	29.371	35.108	1:08.780	112.5	7:14.375
19	2:11.237	28.626	34.090	1:08.521	114.2	47:22.230	4	2:24.124	29.124	35.640	1:19.360	104.0	9:38.499
20	2:09.563	28.296	34.356	1:06.911	115.7	49:31.793	5	2:13.974	30.463	35.046	1:08.465	111.9	11:52.473
21	2:10.278	28.560	34.529	1:07.189	115.0	51:42.071	6	2:12.595	28.581	34.936	1:09.078	113.0	14:05.068
10 Mariana Posser de Andrade PRT							7	2:21.733	28.835	43.561	1:09.337	105.7	16:26.801
Mariana Posser de Andrade							8	2:13.484	29.433	35.446	1:08.605	112.3	18:40.285
1	4:09.251	2:18.504	36.904	1:13.843	60.1	4:09.251	9	2:13.116	29.473	34.931	1:08.712	112.6	20:53.401
2	2:18.798	30.540	36.387	1:11.871	108.0	6:28.049	10	2:24.938	B 29.362	34.989	1:20.587	103.4	23:18.339
3	2:19.303	30.661	36.624	1:12.018	107.6	8:47.352	11	5:30.648	3:44.962	35.818	1:09.868	45.3	28:48.987
4	2:20.187	30.833	36.356	1:12.998	106.9	11:07.539	12	2:14.893	29.751	35.595	1:09.547	111.1	31:03.880
5	2:32.151	B 30.582	37.457	1:24.112	98.5	13:39.690	13	2:14.317	29.725	35.414	1:09.178	111.6	33:18.197
6	4:30.061	2:42.202	36.024	1:11.835	55.5	18:09.751	14	2:12.888	28.888	35.345	1:08.655	112.8	35:31.085
7	2:18.983	31.127	36.379	1:11.477	107.8	20:28.734	15	2:13.625	29.062	35.010	1:09.553	112.2	37:44.710
8	2:19.877	29.962	36.565	1:13.350	107.1	22:48.611	16	2:13.244	28.905	35.188	1:09.151	112.5	39:57.954
9	2:15.706	29.661	35.803	1:10.242	110.4	25:04.317	17	2:35.269	29.012	35.391	1:30.866	96.5	42:33.223
10	2:17.094	30.102	36.067	1:10.925	109.3	27:21.411	18	2:34.998	48.034	38.085	1:08.879	96.7	45:08.221
11	2:16.218	29.965	35.598	1:10.655	110.0	29:37.629	19	2:14.002	30.273	35.195	1:08.534	111.8	47:22.223
12	2:16.818	30.111	35.525	1:11.182	109.5	31:54.447	20	2:11.645	28.834	34.588	1:08.223	113.8	49:33.868
13	2:18.115	30.412	36.579	1:11.124	108.5	34:12.562	21	2:11.609	28.715	34.795	1:08.099	113.9	51:45.477
14	2:14.378	30.149	34.977	1:09.252	111.5	36:26.940	14 Gonçalo Gaivão PRT						
15	2:14.976	29.293	35.316	1:10.367	111.0	38:41.916	Gonçalo Gaivão						
16	2:15.126	29.595	35.262	1:10.269	110.9	40:57.042	1	3:10.527	1:29.861	34.399	1:06.267	78.7	3:10.527



CATERHAM MOTORSPORT IBERIA

CIRCUITO ESTORIL

03/04 JULHO 2026



CATERHAM MOTORSPORT IBERIA SS600

ESTORIL RACING WEEKEND 3 e 4 Julho 2026

PRIVATE 2

Volta a volta

— Volta invalidada ■ Melhor marca pessoal ■ Melhor da sessão B Cruzar pelo pit lane

Vlt.	Tempo	Inter. 1	Inter. 2	Inter. 3	km/h	Decorrido	Vlt.	Tempo	Inter. 1	Inter. 2	Inter. 3	km/h	Decorrido
2	2:08.846	28.383	34.409	1:06.054	116.3	5:19.373	16	2:10.483	28.535	34.296	1:07.652	114.9	35:53.490
3	2:22.597	29.060	33.889	1:19.648	105.1	7:41.970	17	2:16.647B	28.706	34.788	1:13.153	109.7	38:10.137
4	2:48.996	51.415	49.728	1:07.853	88.7	10:30.966	18	2:34.829	54.450	34.064	1:06.315	96.8	40:44.966
5	2:09.625	28.448	34.522	1:06.655	115.6	12:40.591	19	2:27.328	28.157	34.999	1:24.172	101.7	43:12.294
6	2:09.002	28.376	34.142	1:06.484	116.2	14:49.593	20	2:17.793	36.759	33.599	1:07.435	108.8	45:30.087
7	2:08.748	28.525	34.017	1:06.206	116.4	16:58.341	21	2:08.853	28.051	34.163	1:06.639	116.3	47:38.940
8	2:16.600B	28.476	34.416	1:13.708	109.7	19:14.941	22	2:09.637	28.980	34.040	1:06.617	115.6	49:48.577
9	6:30.906	4:49.534	34.557	1:06.815	38.3	25:45.847	23	2:21.646B	28.021	34.476	1:19.149	105.8	52:10.223
10	2:11.647	28.647	34.578	1:08.422	113.8	27:57.494	24 Gonçalo Moura PRT						
11	2:10.019	28.621	34.431	1:06.967	115.3	30:07.513	Gustavo Moura						
12	2:17.755B	28.564	34.543	1:14.648	108.8	32:25.268	1	2:38.540	58.310	33.495	1:06.735	94.5	2:38.540
13	6:10.484	4:24.289	34.461	1:11.734	40.5	38:35.752	2	2:09.871	28.214	34.233	1:07.424	115.4	4:48.411
14	2:08.744	28.216	33.972	1:06.556	116.4	40:44.496	3	2:10.382	29.144	34.188	1:07.050	114.9	6:58.793
15	2:27.378	28.188	34.589	1:24.601	101.7	43:11.874	4	2:37.116	35.388	41.738	1:19.990	95.4	9:35.909
16	2:19.966	39.768	34.564	1:05.634	107.1	45:31.840	5	2:09.970	28.781	34.033	1:07.156	115.3	11:45.879
17	2:07.521	27.776	33.726	1:06.019	117.5	47:39.361	6	2:09.757	28.248	34.258	1:07.251	115.5	13:55.636
18	2:18.451B	29.144	34.129	1:15.178	108.2	49:57.812	7	2:09.693	28.264	34.144	1:07.285	115.6	16:05.329

20 António Posser de Andrade PRT						
António Posser de Andrade						
1	4:39.023	2:37.717	36.163	1:25.143	53.7	4:39.023
2	2:17.784	29.933	34.959	1:12.892	108.8	6:56.807
3	2:14.703	30.883	34.628	1:09.192	111.3	9:11.510
4	2:25.993	29.235	35.063	1:21.695	102.7	11:37.503
5	2:13.862	29.008	35.178	1:09.676	112.0	13:51.365
6	2:12.686	29.194	34.795	1:08.697	112.9	16:04.051
7	2:13.172	29.357	35.063	1:08.752	112.5	18:17.223
8	2:12.310	28.982	34.711	1:08.617	113.3	20:29.533
9	2:15.239	29.467	36.363	1:09.409	110.8	22:44.772
10	2:13.235	29.215	35.172	1:08.848	112.5	24:58.007
11	2:13.057	28.912	34.883	1:09.262	112.6	27:11.064
12	2:20.719B	29.350	34.155	1:17.214	106.5	29:31.783
13	6:53.841	5:04.667	36.449	1:12.725	36.2	36:25.624
14	2:18.188	29.298	38.154	1:10.736	108.5	38:43.812
15	2:16.356	29.021	35.721	1:11.614	109.9	41:00.168
16	2:20.433	29.393	36.068	1:14.972	106.7	43:20.601
17	2:18.871	33.260	35.989	1:09.622	107.9	45:39.472
18	2:14.917	29.070	35.298	1:10.549	111.1	47:54.389
19	2:14.687	29.264	35.829	1:09.594	111.3	50:09.076

22 Diogo Sousa Coutinho PRT						
Diogo Sousa Coutinho						
1	2:40.377	57.867	34.879	1:07.631	93.4	2:40.377
2	2:09.508	28.334	34.283	1:06.891	115.7	4:49.885
3	2:09.548	28.587	34.069	1:06.892	115.7	6:59.433
4	2:38.589	35.219	41.908	1:21.462	94.5	9:38.022
5	2:10.035	28.521	34.338	1:07.176	115.3	11:48.057
6	2:13.174	29.117	34.789	1:09.268	112.5	14:01.231
7	2:10.342	28.747	34.416	1:07.179	115.0	16:11.573
8	2:10.299	28.493	34.557	1:07.249	115.0	18:21.872
9	2:10.549	28.748	34.699	1:07.102	114.8	20:32.421
10	2:12.265	28.654	34.478	1:09.133	113.3	22:44.686
11	2:11.513	28.775	35.022	1:07.716	114.0	24:56.199
12	2:14.982	28.421	37.604	1:08.957	111.0	27:11.181
13	2:10.194	28.718	34.399	1:07.077	115.1	29:21.375
14	2:10.544	28.627	34.611	1:07.306	114.8	31:31.919
15	2:11.088	28.397	34.488	1:08.203	114.3	33:43.007

25 Nelson Morgado PRT						
Mauro Fonseca						
1	3:16.410	1:29.786	36.846	1:09.778	76.3	3:16.410
2	2:13.511	29.844	34.688	1:08.979	112.3	5:29.921
3	2:25.290	29.047	34.962	1:21.281	103.2	7:55.211
4	2:39.492	40.877	50.053	1:08.562	94.0	10:34.703
5	2:29.442B	35.941	35.524	1:17.977	100.3	13:04.145
6	3:11.166	1:28.282	35.008	1:07.876	78.4	16:15.311
7	2:11.917	29.002	34.921	1:07.994	113.6	18:27.228
8	2:12.115	28.946	34.927	1:08.242	113.4	20:39.343
9	2:24.391B	32.231	35.088	1:17.072	103.8	23:03.734
10	3:36.512	1:47.024	36.385	1:13.103	69.2	26:40.246
11	2:12.680	29.918	34.976	1:07.786	113.0	28:52.926
12	2:20.665B	29.264	34.874	1:16.527	106.5	31:13.591

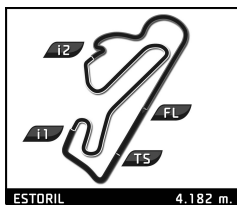
31 António Posser de Andrade PRT						
António Posser de Andrade						
1	2:38.239	56.111	34.894	1:07.234	94.7	2:38.239
2	2:10.181	28.899	34.418	1:06.864	115.1	4:48.420
3	2:09.874	28.598	34.513	1:06.763	115.4	6:58.294
4	2:37.306	35.409	41.778	1:20.119	95.3	9:35.600
5	2:09.683	28.505	34.455	1:06.723	115.6	11:45.283
6	2:09.550	28.303	34.560	1:06.687	115.7	13:54.833
7	2:09.626	28.609	34.474	1:06.543	115.6	16:04.459
8	2:09.426	28.211	34.470	1:06.745	115.8	18:13.885



CATERHAM MOTORSPORT IBERIA

CIRCUITO ESTORIL

03/04 JULHO 2026



CATERHAM MOTORSPORT IBERIA SS600

ESTORIL RACING WEEKEND 3 e 4 Julho 2026

PRIVATE 2

Volta a volta

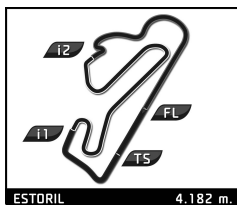
— Volta invalidada ■ Melhor marca pessoal ■ Melhor da sessão B Cruzar pelo pit lane

Vlt.	Tempo	Inter. 1	Inter. 2	Inter. 3	km/h	Decorrido	Vlt.	Tempo	Inter. 1	Inter. 2	Inter. 3	km/h	Decorrido
9	2:09.812	28.712	34.295	1:06.805	115.5	20:23.697	17	2:25.041	39.160	36.452	1:09.429	103.3	45:09.363
10	2:10.040	28.621	34.542	1:06.877	115.2	22:33.737	18	2:14.400	30.503	34.969	1:08.928	111.5	47:23.763
11	2:17.197 B	28.490	34.330	1:14.377	109.2	24:50.934	19	2:12.888	28.964	34.938	1:08.986	112.8	49:36.651
12	4:27.173	2:46.653	34.013	1:06.507	56.1	29:18.107	20	2:13.876	29.918	34.891	1:09.067	111.9	51:50.527
13	2:08.516	28.119	33.819	1:06.578	116.6	31:26.623	52 Sandra Ramos PRT						
14	2:08.420	28.341	34.073	1:06.006	116.7	33:35.043	Sandra Ramos						
15	2:08.611	28.125	34.137	1:06.349	116.5	35:43.654	1	4:24.254	2:19.798	40.232	1:24.224	56.7	4:24.254
16	2:09.602	28.390	34.350	1:06.862	115.6	37:53.256	2	2:33.424	35.338	38.671	1:19.415	97.7	6:57.678
17	2:08.603	28.354	33.995	1:06.254	116.5	40:01.859	3	2:40.747	35.607	41.087	1:24.053	93.2	9:38.425
18	2:36.107 B	28.146	33.842	1:34.119	96.0	42:37.966	4	2:28.384	34.331	37.561	1:16.492	101.0	12:06.809
19	3:44.263	2:03.784	34.133	1:06.346	66.8	46:22.229	5	2:38.064 B	33.259	37.023	1:27.782	94.8	14:44.873
20	2:08.383	28.298	33.968	1:06.117	116.7	48:30.612	6	5:38.548	3:41.333	40.135	1:17.080	44.3	20:23.421
21	2:08.317	28.146	33.983	1:06.188	116.8	50:38.929	7	2:26.531	32.470	38.447	1:15.614	102.3	22:49.952
40 Lourenço R. Magalhães PRT							8	2:20.120	29.850	36.239	1:14.031	107.0	25:10.072
Lourenço R. Magalhães							9	2:50.509	30.204	37.731	1:42.574	87.9	28:00.581
1	2:40.763	59.315	34.258	1:07.190	93.2	2:40.763	10	2:44.752 B	34.312	40.702	1:29.738	91.0	30:45.333
2	2:09.962	28.498	34.396	1:07.068	115.3	4:50.725	11	4:37.986	2:49.638	36.781	1:11.567	53.9	35:23.319
3	2:10.269	28.250	34.392	1:07.627	115.0	7:00.994	12	2:15.748	30.335	35.500	1:09.913	110.4	37:39.067
4	2:37.047	34.125	41.931	1:20.991	95.4	9:38.041	13	2:14.760	29.877	35.340	1:09.543	111.2	39:53.827
5	2:10.159	28.892	34.188	1:07.079	115.1	11:48.200	14	2:36.997	29.643	36.455	1:30.899	95.5	42:30.824
6	2:12.993	28.824	34.758	1:09.411	112.7	14:01.193	15	2:37.339	48.935	38.595	1:09.809	95.3	45:08.163
7	2:10.330	28.476	34.499	1:07.355	115.0	16:11.523	16	2:15.555	29.948	35.028	1:10.579	110.6	47:23.718
8	2:10.531	28.899	34.413	1:07.219	114.8	18:22.054	17	2:13.413	29.745	34.980	1:08.688	112.3	49:37.131
9	2:10.658	28.378	35.070	1:07.210	114.7	20:32.712	18	2:28.123 B	30.473	35.167	1:22.483	101.2	52:05.254
10	2:11.957	27.966	34.992	1:08.999	113.6	22:44.669	62 Ricardo Martins PRT						
11	2:17.094 B	28.610	35.554	1:12.930	109.3	25:01.763	Luís Marques						
12	4:49.237	3:06.319	34.879	1:08.039	51.8	29:51.000	1	3:03.286	1:15.003	36.244	1:12.039	81.8	3:03.286
13	2:10.997	28.643	34.730	1:07.624	114.4	32:01.997	2	2:15.138	30.164	35.277	1:09.697	110.9	5:18.424
14	2:10.609	28.545	34.147	1:07.917	114.7	34:12.606	74 Bernardo Gonzalez PRT						
15	2:10.868	28.855	34.068	1:07.945	114.5	36:23.474	Bernardo Gonzalez						
16	2:10.243	29.054	34.074	1:07.115	115.1	38:33.717	1	3:00.376	1:12.183	34.359	1:13.834	83.1	3:00.376
17	2:09.730	28.473	34.205	1:07.052	115.5	40:43.447	2	2:10.557	28.440	34.326	1:07.791	114.8	5:10.933
18	2:26.988	28.585	34.142	1:24.261	102.0	43:10.435	3	2:24.704	28.840	34.431	1:21.433	103.6	7:35.637
19	2:19.108	37.705	34.253	1:07.150	107.7	45:29.543	4	2:51.921	55.360	49.053	1:07.508	87.2	10:27.558
20	2:09.136	28.339	34.000	1:06.797	116.1	47:38.679	5	2:10.194	28.500	34.365	1:07.329	115.1	12:37.752
21	2:09.831	29.055	33.843	1:06.933	115.4	49:48.510	6	2:10.121	28.531	34.304	1:07.286	115.2	14:47.873
22	2:10.179	28.743	34.143	1:07.293	115.1	51:58.689	7	2:11.850	30.358	34.425	1:07.067	113.7	16:59.723
48 Eurico da Fonseca PRT							8	2:09.937	28.292	34.322	1:07.323	115.3	19:09.660
Eurico da Fonseca							9	2:10.604	28.788	34.673	1:07.143	114.7	21:20.264
1	2:48.357	1:03.339	35.968	1:09.050	89.0	2:48.357	10	2:10.131	28.460	34.033	1:07.638	115.2	23:30.395
2	2:13.430	29.653	34.828	1:08.949	112.3	5:01.787	11	2:44.515 B	35.297	38.867	1:30.351	91.1	26:14.910
3	2:39.075	29.291	34.965	1:34.819	94.2	7:40.862	12	4:38.563	2:56.566	34.551	1:07.446	53.8	30:53.473
4	2:49.181	50.873	49.698	1:08.610	88.6	10:30.043	13	2:11.208	28.805	34.650	1:07.753	114.2	33:04.681
5	2:14.408	29.260	35.218	1:09.930	111.5	12:44.451	14	2:11.767	29.215	34.606	1:07.946	113.7	35:16.448
6	2:15.673	30.260	35.591	1:09.822	110.5	15:00.124	15	2:12.307	29.567	34.575	1:08.165	113.3	37:28.755
7	2:15.661	29.836	35.858	1:09.967	110.5	17:15.785	16	2:11.663	28.859	35.165	1:07.639	113.8	39:40.418
8	2:15.283	29.497	35.403	1:10.383	110.8	19:31.068	17	2:14.790	29.549	35.251	1:09.990	111.2	41:55.208
9	2:23.363 B	29.196	35.271	1:18.896	104.5	21:54.431	18	2:53.717	47.142	50.461	1:16.114	86.3	44:48.925
10	7:18.905	5:32.560	35.715	1:10.630	34.1	29:13.336	19	2:31.822	38.730	42.645	1:10.447	98.7	47:20.747
11	2:15.005	29.792	34.988	1:10.225	111.0	31:28.341	20	2:11.075	28.841	34.623	1:07.611	114.3	49:31.822
12	2:15.706	29.596	35.281	1:10.829	110.4	33:44.047	21	2:35.768 B	30.167	36.885	1:28.716	96.2	52:07.590
13	2:13.372	29.142	34.763	1:09.467	112.4	35:57.419	77 Manuel Canizares						
14	2:13.246	29.191	34.997	1:09.058	112.5	38:10.665	Bernardo Bello						
15	2:14.469	29.571	35.202	1:09.696	111.5	40:25.134							
16	2:19.188	29.566	35.308	1:14.314	107.7	42:44.322							

CATERHAM MOTORSPORT IBERIA

CIRCUITO ESTORIL

03/04 JULHO 2026



CATERHAM MOTORSPORT IBERIA SS600

ESTORIL RACING WEEKEND 3 e 4 Julho 2026

PRIVATE 2

Volta a volta

— Volta invalidada ■ Melhor marca pessoal ■ Melhor da sessão B Cruzar pelo pit lane

Vlt.	Tempo	Inter. 1	Inter. 2	Inter. 3	km/h	Decorrido	Vlt.	Tempo	Inter. 1	Inter. 2	Inter. 3	km/h	Decorrido
1	41:08.275	...	34.262	1:07.683	6.1	41:08.275	9	3:15.720	1:31.900	34.885	1:08.935	76.6	21:53.794
2	2:43.494	28.715	46.277	1:28.502	91.7	43:51.769	10	2:13.404	28.929	34.985	1:09.490	112.3	24:07.198
3	2:10.719	28.558	34.696	1:07.465	114.6	46:02.488	11	2:13.266	29.105	34.715	1:09.446	112.5	26:20.464
4	2:10.286	28.344	34.452	1:07.490	115.0	48:12.774	12	2:14.191	29.335	35.290	1:09.566	111.7	28:34.655
5	2:10.233	28.328	34.590	1:07.315	115.1	50:23.007	13	2:13.425	29.631	35.002	1:08.792	112.3	30:48.080

81 André Matos

André Matos PRT

1	3:22.550	1:34.682	37.159	1:10.709	74.0	3:22.550
2	2:13.507	29.437	35.092	1:08.978	112.3	5:36.057
3	2:25.125	29.041	35.025	1:21.059	103.3	8:01.182
4	2:40.582	39.206	51.561	1:09.815	93.3	10:41.764
5	2:12.417	29.289	34.782	1:08.346	113.2	12:54.181
6	2:11.831	29.144	34.587	1:08.100	113.7	15:06.012
7	2:11.677	29.089	34.820	1:07.768	113.8	17:17.689
8	2:11.944	29.050	34.613	1:08.281	113.6	19:29.633
9	2:12.416	29.027	35.140	1:08.249	113.2	21:42.049
10	2:22.433B	28.865	35.218	1:18.350	105.2	24:04.482
11	5:04.167	3:20.730	35.112	1:08.325	49.3	29:08.649
12	2:13.013	28.943	35.414	1:08.656	112.7	31:21.662
13	2:12.500	28.815	35.294	1:08.391	113.1	33:34.162
14	2:11.749	28.672	34.954	1:08.123	113.8	35:45.911
15	2:12.088	28.736	34.913	1:08.439	113.5	37:57.999
16	2:22.785B	29.460	35.572	1:17.753	105.0	40:20.784

88 Rafael Antunes

Paulo Santos

1	5:18.593	3:35.221	35.109	1:08.263	47.0	5:18.593
2	2:26.857	29.025	34.638	1:23.194	102.1	7:45.450
3	3:00.664B	48.593	51.734	1:20.337	83.0	10:46.114
4	5:25.439	3:39.159	36.589	1:09.691	46.1	16:11.553
5	2:14.472	29.450	35.719	1:09.303	111.4	18:26.025
6	2:14.946	29.308	35.376	1:10.262	111.1	20:40.971
7	2:14.398	29.286	35.584	1:09.528	111.5	22:55.369
8	2:15.982	29.415	35.589	1:10.978	110.2	25:11.351
9	2:15.553	29.493	36.287	1:09.773	110.6	27:26.904
10	2:13.551	29.049	35.496	1:09.006	112.2	29:40.455
11	2:14.871	28.880	35.203	1:10.788	111.1	31:55.326
12	2:14.643	29.714	35.997	1:08.932	111.3	34:09.969
13	2:13.768	29.151	35.140	1:09.477	112.0	36:23.737
14	2:14.611	29.570	35.588	1:09.453	111.3	38:38.348
15	2:14.181	28.894	35.403	1:09.884	111.7	40:52.529
16	2:20.806	29.136	35.307	1:16.363	106.4	43:13.335
17	2:22.360	37.955	35.314	1:09.091	105.3	45:35.695
18	2:13.747	28.798	35.542	1:09.407	112.1	47:49.442
19	2:13.014	28.729	35.259	1:09.026	112.7	50:02.456

91 Aderbal Grilo

Aderbal Grilo BRA

1	2:40.664	57.594	34.976	1:08.094	93.3	2:40.664
2	2:13.738	29.348	34.987	1:09.403	112.1	4:54.402
3	2:13.816	28.939	35.184	1:09.693	112.0	7:08.218
4	2:30.451	29.967	39.290	1:21.194	99.6	9:38.669
5	2:11.619	28.907	34.328	1:08.384	113.9	11:50.288
6	2:12.652	28.810	35.346	1:08.496	113.0	14:02.940
7	2:12.277	28.867	34.758	1:08.652	113.3	16:15.217
8	2:22.857B	29.397	35.096	1:18.364	104.9	18:38.074

93 João Ribeiro

João Ribeiro PRT

1	3:03.240	1:20.055	34.759	1:08.426	81.8	3:03.240
2	2:12.707	28.416	35.423	1:08.868	112.9	5:15.947
3	2:28.001	28.620	35.185	1:24.196	101.3	7:43.948
4	2:58.969B	51.462	50.088	1:17.419	83.7	10:42.917
5	2:55.132	1:11.402	35.008	1:08.722	85.6	13:38.049
6	2:12.390	28.783	35.207	1:08.400	113.2	15:50.439
7	2:22.261B	28.565	35.124	1:18.572	105.3	18:12.700
8	6:04.962	4:19.106	35.165	1:10.691	41.1	24:17.662
9	2:14.328	30.192	34.461	1:09.675	111.6	26:31.990
10	2:13.312	29.361	34.621	1:09.330	112.4	28:45.302
11	2:13.121	28.892	34.677	1:09.552	112.6	30:58.423
12	2:12.720	28.910	34.776	1:09.034	112.9	33:11.143
13	2:24.059B	29.092	34.584	1:20.383	104.0	35:35.202
14	9:15.363B	3:34.241	34.252	5:06.870	27.0	44:50.565
15	2:38.976	48.714	39.969	1:10.293	94.3	47:29.541
16	2:08.013	28.095	33.857	1:06.061	117.1	49:37.554
17	2:08.043	27.841	33.901	1:06.301	117.0	51:45.597