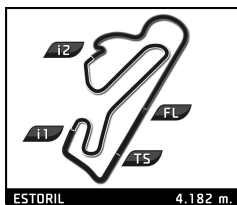


CATERHAM MOTORSPORT IBERIA CIRCUITO ESTORIL

03/04 JULHO 2026



CATERHAM MOTORSPORT IBERIA 420R ESTORIL RACING WEEKEND 3 e 4 Julho 2026 RACE 3

Suspensa

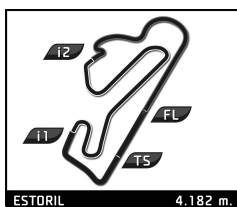
Volta a volta

— Volta invalidada ■ Melhor marca pessoal ■ Melhor da sessão B Cruzar pelo pit lane

Vlt.	Tempo	Inter. 1	Inter. 2	Inter. 3	km/h	Decorrido	Vlt.	Tempo	Inter. 1	Inter. 2	Inter. 3	km/h	Decorrido	
3	David Saraiva	PRT						1	1:59.756	31.694	29.640	58.422	125.1	1:59.756
	G2B Motorsport							2	1:53.982	24.685	30.038	59.259	131.5	3:53.738
								3	1:52.156	24.284	29.562	58.310	133.6	5:45.894
								4	1:53.442	24.713	29.511	59.218	132.1	7:39.336
								5	1:52.756	24.536	29.559	58.661	132.9	9:32.092
								6	1:53.449	25.030	29.631	58.788	132.1	11:25.541
								7	1:54.262	25.110	29.848	59.304	131.2	13:19.803
								8	1:57.003	24.949	29.945	1:02.109	128.1	15:16.806
								9	4:15.951	1:00.978	1:18.015	1:56.958	58.6	19:32.757
								10	1:55.360	25.910	29.842	59.608	129.9	21:28.117
10	João Pedro Campos Costa	PRT						1	1:52.967	28.558	28.611	55.798	132.7	1:52.967
	Gianfranco Motorsport							2	1:49.092	24.055	28.964	56.073	137.4	3:42.059
								3	1:48.665	23.652	28.734	56.279	137.9	5:30.724
								4	1:49.670	23.844	29.006	56.820	136.7	7:20.394
								5	1:49.177	23.423	28.919	56.835	137.3	9:09.571
								6	1:49.432	23.916	29.084	56.432	137.0	10:59.003
								7	1:50.101	23.650	28.913	57.538	136.1	12:49.104
								8	1:51.146	23.573	28.660	58.913	134.8	14:40.250
								9	2:15.994	32.620	34.925	1:08.449	110.2	16:56.244
								10	3:18.235	34.097	37.711	2:06.427	75.6	20:14.479
13	Samuel Moura Teixeira	PRT						1	2:08.319	33.644	32.796	1:01.879	116.8	2:08.319
	Monteiros Racing Team							2	1:58.411	25.752	30.619	1:02.040	126.6	4:06.730
								3	1:56.624	25.026	30.231	1:01.367	128.5	6:03.354
								4	1:57.173	25.234	30.416	1:01.523	127.9	8:00.527
								5	1:56.728	24.981	30.347	1:01.400	128.4	9:57.255
								6	1:57.352	25.299	30.729	1:01.324	127.7	11:54.607
								7	1:57.206	25.110	30.633	1:01.463	127.9	13:51.813
								8	2:01.548	25.018	30.947	1:05.583	123.3	15:53.361
								9	3:47.941	27.745	1:15.850	2:04.346	65.7	19:41.302
								10	2:06.684	27.399	33.172	1:06.113	118.3	21:47.986
14	Bruno Knudsen	PRT						1	1:56.378	30.708	29.155	56.515	128.8	1:56.378
	Speedy Motorsport							2	1:49.857	24.388	28.736	56.733	136.4	3:46.235
								3	1:49.956	24.189	29.125	56.642	136.3	5:36.191
								4	1:48.790	23.457	28.690	56.643	137.8	7:24.981
								5	1:49.403	23.833	28.808	56.762	137.0	9:14.384
								6	1:49.986	24.164	28.796	57.026	136.3	11:04.370
								7	1:49.511	23.815	29.085	56.611	136.9	12:53.881
								8	1:52.047	23.421	28.866	59.760	133.8	14:45.928
								9	2:22.954	36.698	40.813	1:05.443	104.8	17:08.882
								10	3:10.704	29.549	37.515	2:03.640	78.6	20:19.586
23	Diogo Costa	PRT						1	1:57.250	32.922	28.202	56.126	127.8	1:57.250
	McMillan Motorsport							2	1:48.393	23.732	28.508	56.153	138.3	3:45.643
								3	1:49.495	24.253	28.731	56.511	136.9	5:35.138
								4	1:48.947	23.868	28.639	56.440	137.6	7:24.085
								5	1:49.094	23.636	28.825	56.633	137.4	9:13.179
								6	1:49.316	23.604	28.974	56.738	137.1	11:02.495
								7	1:50.065	23.842	29.145	57.078	136.2	12:52.560
								8	1:51.463	23.569	29.206	58.688	134.5	14:44.023
								9	2:14.976	36.254	36.165	1:02.557	111.0	16:58.999
								10	3:18.484	33.731	40.643	2:04.110	75.5	20:17.483
24	Gustavo Moura	PRT						1	1:52.768	28.167	28.385	56.216	132.9	1:52.768
	Gianfranco Motorsport							2	1:48.845	24.144	28.548	56.153	137.7	3:41.613
								3	1:48.357	23.639	28.428	56.290	138.3	5:29.970
								4	1:49.655	24.303	28.755	56.597	136.7	7:19.625
								5	1:49.147	23.511	28.470	57.166	137.3	9:08.772
								6	1:49.519	24.360	28.434	56.725	136.8	10:58.291
								7	1:49.033	23.680	28.590	56.763	137.5	12:47.324
								8	1:48.709	23.682	28.699	56.328	137.9	14:36.033
								9	2:16.849	33.570	32.231	1:11.048	109.5	16:52.882
								10	3:17.689	34.200	38.294	2:05.195	75.8	20:10.571
26	Francisco Villar	PRT						1	1:53.701	29.432	28.400	55.869	131.8	1:53.701
	TRS							2	1:48.518	23.655	28.812	56.051	138.1	3:42.219
								3	1:48.474	23.898	28.392	56.184	138.2	5:30.693
								4	1:49.203	23.791	28.686	56.726	137.2	7:19.896
								5	1:48.890	23.433	28.435	57.022	137.6	9:08.786
								6	1:49.098	23.987	28.553	56.558	137.4	10:57.884
								7	1:48.189	23.480	28.623	56.086	138.5	12:46.073
								8	1:48.141	23.308	28.645	56.188	138.6	14:34.214
								9	2:17.131	32.208	32.995	1:11.928	109.3	16:51.345
								10	3:17.462	34.550	37.463	2:05.449	75.9	20:08.807
27	Lourenço Leite	PRT						1	1:52.519	27.175	28.703	56.641	133.2	1:52.519
	Gianfranco Motorsport							2	1:48.726	23.818	28.553	56.355	137.8	3:41.245
								3	1:48.658	23.406	28.694	56.558	137.9	5:29.903
								4	1:49.343	24.211	28.723	56.409	137.1	7:19.246
								5	1:49.517	23.553	28.839	57.125	136.8	9:08.763

CATERHAM MOTORSPORT IBERIA CIRCUITO ESTORIL

03/04 JULHO 2026



CATERHAM MOTORSPORT IBERIA 420R ESTORIL RACING WEEKEND 3 e 4 Julho 2026 RACE 3

Suspensa

Volta a volta

— Volta invalidada ■ Melhor marca pessoal ■ Melhor da sessão B Cruzar pelo pit lane

Vlt.	Tempo	Inter. 1	Inter. 2	Inter. 3	km/h	Decorrido
6	1:49.233	23.795	28.813	56.625	137.2	10:57.996
7	1:48.845	23.556	28.775	56.514	137.7	12:46.841
8	1:48.384	23.286	28.637	56.461	138.3	14:35.225
9	2:16.511	33.087	32.196	1:11.228	109.8	16:51.736
10	3:17.710	34.582	37.712	2:05.416	75.8	20:09.446

28

Daniel Ferreira

Speedy Motorsport

1	2:10.450	44.439	29.017	56.994	114.9	2:10.450
2	1:49.257	23.732	28.712	56.813	137.2	3:59.707
3	1:49.552	23.858	28.934	56.760	136.8	5:49.259
4	1:50.006	23.719	28.904	57.383	136.2	7:39.265
5	1:50.197	23.838	29.147	57.212	136.0	9:29.462
6	1:50.678	23.800	29.675	57.203	135.4	11:20.140
7	1:50.056	23.815	29.099	57.142	136.2	13:10.196
8	1:57.023	23.719	29.048	1:04.256	128.1	15:07.219
9	4:25.440	1:09.893	1:17.478	1:58.069	56.5	19:32.659
10	1:54.641	25.778	29.056	59.807	130.7	21:27.300

33

Tiago Loureiro

TRS

1	1:56.727	30.101	29.218	57.408	128.4	1:56.727
2	1:48.974	23.938	28.492	56.544	137.5	3:45.701
3	1:49.419	24.468	28.652	56.299	137.0	5:35.120
4	1:48.685	23.528	28.567	56.590	137.9	7:23.805
5	1:48.186	23.549	28.539	56.098	138.5	9:11.991
6	1:48.295	23.260	28.596	56.439	138.4	11:00.286
7	1:48.889	23.285	28.355	57.249	137.6	12:49.175

51

Átila Abreu

Scuderia Bandeiras

1	1:52.587	27.305	28.911	56.371	133.1	1:52.587
2	1:49.514	24.087	28.896	56.531	136.8	3:42.101
3	1:49.583	24.150	28.895	56.538	136.8	5:31.684
4	1:48.771	23.448	28.632	56.691	137.8	7:20.455
5	1:49.194	23.616	28.909	56.669	137.2	9:09.649
6	1:49.779	23.949	29.212	56.618	136.5	10:59.428
7	1:49.731	23.566	28.908	57.257	136.6	12:49.159
8	1:50.358	23.689	28.736	57.933	135.8	14:39.517
9	2:15.261	32.671	34.366	1:08.224	110.8	16:54.778
10	3:19.460	34.419	38.301	2:06.740	75.1	20:14.238

52

Breno Arruda

TRS

1	1:58.393	31.010	29.777	57.606	126.6	1:58.393
2	1:49.702	23.608	28.713	57.381	136.6	3:48.095
3	1:50.327	23.866	28.962	57.499	135.8	5:38.422
4	1:50.671	23.681	29.073	57.917	135.4	7:29.093
5	1:51.168	23.578	29.326	58.264	134.8	9:20.261
6	1:51.154	24.108	29.213	57.833	134.8	11:11.415
7	1:51.951	23.946	29.248	58.757	133.9	13:03.366
8	1:59.132	24.405	29.555	1:05.172	125.8	15:02.498
9	4:28.996	1:10.901	1:16.364	2:01.731	55.7	19:31.494
10	1:54.232	25.006	29.557	59.669	131.2	21:25.726

55

António Areal

G2B Motorsport

Vlt.	Tempo	Inter. 1	Inter. 2	Inter. 3	km/h	Decorrido
1	1:58.847	29.982	30.269	58.596	126.1	1:58.847
2	1:50.926	23.551	29.191	58.184	135.1	3:49.773
3	1:51.259	23.871	29.191	58.197	134.7	5:41.032
4	1:50.377	23.514	29.383	57.480	135.8	7:31.409
5	1:50.614	23.664	29.455	57.495	135.5	9:22.023
6	1:50.808	23.718	29.363	57.727	135.3	11:12.831
7	1:51.659	24.347	29.518	57.794	134.2	13:04.490
8	1:59.315	24.287	29.477	1:05.551	125.6	15:03.805
9	4:28.020	1:10.573	1:17.239	2:00.208	55.9	19:31.825
10	1:54.047	25.392	29.269	59.386	131.4	21:25.872

57

Bernardo Bello

Hirundo Motorsport

1	1:56.312	29.897	29.260	57.155	128.8	1:56.312
2	1:49.414	24.052	28.737	56.625	137.0	3:45.726
3	1:50.498	24.534	28.950	57.014	135.6	5:36.224
4	1:49.709	23.700	28.788	57.221	136.6	7:25.933
5	1:49.190	23.679	28.856	56.655	137.3	9:15.123
6	1:49.790	24.093	29.102	56.595	136.5	11:04.913
7	1:49.381	23.655	28.909	56.817	137.0	12:54.294
8	1:52.462	23.418	29.053	59.991	133.3	14:46.756
9	2:51.480	39.254	42.992	1:29.234	87.4	17:38.236
10	2:42.138	31.492	35.001	1:35.645	92.4	20:20.374

62

J. J. Magalhães

McMillan Motorsport

1	1:52.525	27.717	28.407	56.401	133.2	1:52.525
2	1:48.757	23.992	28.424	56.341	137.8	3:41.282
3	1:48.644	23.728	28.428	56.488	137.9	5:29.926
4	1:49.893	23.986	29.084	56.823	136.4	7:19.819
5	1:49.533	23.768	28.836	56.929	136.8	9:09.352
6	1:49.472	24.064	28.865	56.543	136.9	10:58.824
7	1:49.058	23.666	28.775	56.617	137.4	12:47.882
8	1:49.001	23.511	28.695	56.795	137.5	14:36.883
9	2:17.225	33.923	32.885	1:10.417	109.2	16:54.108
10	3:19.644	34.288	38.474	2:06.882	75.1	20:13.752

69

André Correia

André Vilar Pneus

1	1:53.706	28.816	28.605	56.285	131.8	1:53.706
2	1:49.272	23.930	28.686	56.656	137.2	3:42.978
3	1:48.936	23.528	28.671	56.737	137.6	5:31.914
4	1:49.280	23.691	28.746	56.843	137.1	7:21.194
5	1:49.108	23.661	28.854	56.593	137.4	9:10.302
6	1:50.039	23.719	29.060	57.260	136.2	11:00.341
7	1:49.496	23.661	28.968	56.867	136.9	12:49.837
8	1:51.390	23.735	28.936	58.719	134.5	14:41.227
9	2:17.010	34.693	38.305	1:04.012	109.4	16:58.237
10	3:17.901	32.629	38.229	2:07.043	75.7	20:16.138

74

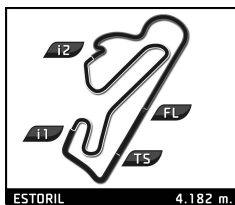
Miguel Ferreira

Gianfranco Motorsport

1	1:57.273	30.786	29.467	57.020	127.8	1:57.273
2	1:49.271	23.944	28.876	56.451	137.2	3:46.544
3	1:50.427	23.990	29.015	57.422	135.7	5:36.971
4	1:48.941	23.538	28.610	56.793	137.6	7:25.912
5	1:48.700	23.422	28.639	56.639	137.9	9:14.612

CATERHAM MOTORSPORT IBERIA CIRCUITO ESTORIL

03/04 JULHO 2026



CATERHAM MOTORSPORT IBERIA 420R ESTORIL RACING WEEKEND 3 e 4 Julho 2026 RACE 3

Suspensa

Volta a volta

— Volta invalidada ■ Melhor marca pessoal ■ Melhor da sessão B Cruzar pelo pit lane

Vlt.	Tempo	Inter. 1	Inter. 2	Inter. 3	km/h	Decorrido	Vlt.	Tempo	Inter. 1	Inter. 2	Inter. 3	km/h	Decorrido
6	1:49.514	23.810	28.870	56.834	136.8	11:04.126							
7	1:48.836	23.613	28.518	56.705	137.7	12:52.962							
8	1:52.220	23.673	29.032	59.515	133.5	14:45.182							
9	2:15.423	36.029	36.061	1:03.333	110.7	17:00.605							
10	3:17.476	32.866	40.702	2:03.908	75.9	20:18.081							

83

Pedro Reis Ferreira

Speedy Motorsport

1	2:03.434	38.449	28.617	56.368	121.4	2:03.434
2	1:47.611	23.176	28.249	56.186	139.3	3:51.045
3	1:48.589	23.219	28.893	56.477	138.0	5:39.634
4	1:47.894	23.089	28.430	56.375	138.9	7:27.528
5	1:47.489	23.248	28.107	56.134	139.4	9:15.017
6	1:49.062	23.676	28.706	56.680	137.4	11:04.079
7	1:48.318	23.418	28.442	56.458	138.4	12:52.397
8	1:49.660	23.365	28.508	57.787	136.7	14:42.057
9	2:16.895	37.859	36.179	1:02.857	109.5	16:58.952
10	3:18.553	33.676	40.314	2:04.563	75.5	20:17.505

119

Duarte Lisboa

McMillan Motorsport

1	1:59.013	30.658	29.910	58.445	125.9	1:59.013
2	1:50.795	24.191	28.769	57.835	135.3	3:49.808
3	1:51.619	24.258	29.212	58.149	134.3	5:41.427
4	1:50.683	23.897	28.945	57.841	135.4	7:32.110
5	1:50.393	23.916	29.068	57.409	135.8	9:22.503
6	1:51.699	23.965	29.157	58.577	134.2	11:14.202
7	1:51.651	24.432	29.568	57.651	134.2	13:05.853
8	1:58.976	24.086	29.563	1:05.327	126.0	15:04.829
9	4:27.356	1:10.610	1:17.788	1:58.958	56.1	19:32.185
10	1:54.860	25.472	29.367	1:00.021	130.5	21:27.045