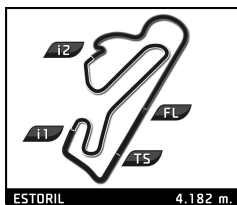


# CATERHAM MOTORSPORT IBERIA

## CIRCUITO ESTORIL

03/04 JULHO 2026



# CATERHAM MOTORSPORT IBERIA 420R

## ESTORIL RACING WEEKEND 3 e 4 Julho 2026

### RACE 2

Volta a volta

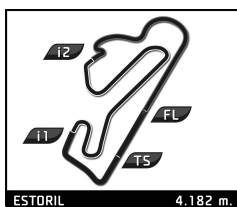
— Volta invalidada ■ Melhor marca pessoal ■ Melhor da sessão B Cruzar pelo pit lane

Vlt.	Tempo	Inter. 1	Inter. 2	Inter. 3	km/h	Decorrido	Vlt.	Tempo	Inter. 1	Inter. 2	Inter. 3	km/h	Decorrido
<b>3</b>	<b>David Saraiva</b> PRT G2B Motorsport						5	2:29.422	23.987	29.473	1:35.962	100.3	10:00.303
1	1:55.143	29.462	28.697	56.984	130.2	1:55.143	6	3:55.628	1:00.434	1:11.855	1:43.339	63.6	13:55.931
2	<b>1:48.857</b>	23.660	28.537	<b>56.660</b>	137.7	3:44.000	7	1:50.018	24.025	28.936	<b>57.057</b>	136.2	15:45.949
3	1:49.141	23.770	<b>28.475</b>	56.896	137.3	5:33.141	8	1:51.749	24.199	29.366	58.184	134.1	17:37.698
4	1:49.955	23.844	29.262	56.849	136.3	7:23.096	9	1:52.325	<b>23.740</b>	29.868	58.717	133.4	19:30.023
5	2:36.105	25.877	31.448	1:38.780	96.0	9:59.201	10	1:52.232	24.350	29.479	58.403	133.5	21:22.255
6	3:56.166	1:00.154	1:12.079	1:43.933	63.5	13:55.367							
7	1:50.180	23.844	29.236	57.100	136.0	15:45.547							
8	1:50.828	24.218	29.204	57.406	135.2	17:36.375							
9	1:49.708	<b>23.586</b>	29.036	57.086	136.6	19:26.083							
10	1:52.725	24.251	29.143	59.331	133.0	21:18.808							
<b>4</b>	<b>Pedro Salvador</b> Speedy Motorsport						<b>14</b>	<b>Bruno Knudsen</b> Speedy Motorsport					
1	1:52.651	27.346	<b>28.512</b>	56.793	133.0	1:52.651	1	1:53.800	27.718	29.383	56.699	131.7	1:53.800
2	1:49.017	<b>23.479</b>	28.837	56.701	137.5	3:41.668	2	1:49.175	23.793	<b>28.315</b>	57.067	137.3	3:42.975
3	1:50.066	23.741	29.401	56.924	136.2	5:31.734	3	1:50.018	24.063	28.936	57.019	136.2	5:32.993
4	1:50.059	23.961	28.891	57.207	136.2	7:21.793	4	1:49.938	24.016	29.111	56.811	136.3	7:22.931
5	2:33.059	24.111	29.310	1:39.638	97.9	9:54.852	5	3:30.570	2:03.127	29.558	57.885	71.2	10:53.501
6	3:57.801	59.183	1:11.695	1:46.923	63.0	13:52.653	6	3:05.380	24.306	1:01.653	1:39.421	80.8	13:58.881
7	<b>1:48.846</b>	23.533	28.772	<b>56.541</b>	137.7	15:41.499	7	<b>1:48.906</b>	<b>23.738</b>	28.647	<b>56.521</b>	137.6	15:47.787
8	2:07.178B	23.643	28.749	1:14.786	117.8	17:48.677	8	1:50.946	23.914	29.064	57.968	135.1	17:38.733
							9	1:50.934	23.923	29.143	57.868	135.1	19:29.667
							10	1:52.237	24.270	29.573	58.394	133.5	21:21.904
<b>6</b>	<b>J. J. Oliveira</b> G2B Motorsport						<b>19</b>	<b>Manuel Canizares</b> Hirundo Motors					
1	1:54.368	29.353	28.363	56.652	131.0	1:54.368	1	1:58.709	30.322	29.765	58.622	126.2	1:58.709
2	1:47.844	23.594	<b>27.922</b>	56.328	139.0	3:42.212	2	<b>1:51.943</b>	<b>24.467</b>	<b>29.427</b>	<b>58.049</b>	133.9	3:50.652
3	1:48.757	23.586	28.435	56.736	137.8	5:30.969	3	2:07.203B	24.623	29.944	1:12.636	117.8	5:57.855
4	<b>1:47.533</b>	23.545	28.257	<b>55.731</b>	139.4	7:18.502							
5	2:28.242	23.715	28.883	1:35.644	101.1	9:46.744							
6	4:03.402	58.618	1:11.466	1:53.318	61.6	13:50.146							
7	1:47.572	23.475	28.022	56.075	139.3	15:37.718							
8	1:47.884	23.522	28.361	56.001	138.9	17:25.602							
9	1:48.306	<b>23.218</b>	28.279	56.809	138.4	19:13.908							
10	1:49.174	23.446	29.153	56.575	137.3	21:03.082							
<b>10</b>	<b>João Pedro Campos Costa</b> Gianfranco Motorsport						<b>20</b>	<b>Fernando Costa</b> TRS					
1	1:51.440	26.939	<b>28.297</b>	56.204	134.5	1:51.440	1	2:00.494	31.915	30.048	58.531	124.4	2:00.494
2	1:49.092	23.590	28.615	56.887	137.4	3:40.532	2	<b>1:51.652</b>	<b>23.850</b>	29.380	58.422	134.2	3:52.146
3	1:48.563	<b>23.422</b>	28.679	56.462	138.0	5:29.095	3	1:52.965	24.123	29.635	59.207	132.7	5:45.111
4	1:49.144	24.006	28.704	56.434	137.3	7:18.239	4	1:52.604	24.507	29.395	58.702	133.1	7:37.715
5	2:26.943	23.436	28.953	1:34.554	102.0	9:45.182	5	2:24.368	25.095	31.414	1:27.859	103.8	10:02.083
6	4:04.330	57.672	1:12.025	1:54.633	61.3	13:49.512	6	3:55.991	1:01.547	1:12.394	1:42.050	63.5	13:58.074
7	<b>1:48.225</b>	23.614	28.567	<b>56.044</b>	138.5	15:37.737	7	1:52.365	25.040	<b>29.193</b>	<b>58.132</b>	133.4	15:50.439
8	1:48.346	23.721	28.491	56.134	138.3	17:26.083	8	1:52.912	24.384	29.736	58.792	132.7	17:43.351
9	1:48.337	23.508	28.641	56.188	138.3	19:14.420	9	1:54.326	24.465	29.961	59.900	131.1	19:37.677
10	1:48.870	23.446	28.950	56.474	137.7	21:03.290	10	1:53.643	24.697	29.687	59.259	131.9	21:31.320
<b>13</b>	<b>Samuel Moura Teixeira</b> PRT Monteiros Racing Team						<b>23</b>	<b>Diogo Costa</b> McMillan Motorsport					
1	1:59.270	30.926	29.433	58.911	125.7	1:59.270	1	1:51.891	27.572	28.384	55.935	133.9	1:51.891
2	1:51.347	24.854	28.966	57.527	134.6	3:50.617	2	1:49.484	24.033	28.374	57.077	136.9	3:41.375
3	1:50.527	23.934	28.908	57.685	135.6	5:41.144	3	1:49.194	23.883	28.562	56.749	137.2	5:30.569
4	<b>1:49.737</b>	23.849	<b>28.789</b>	57.099	136.6	7:30.881	4	1:48.955	23.575	28.599	56.781	137.6	7:19.524
							5	2:29.104	23.618	29.270	1:36.216	100.5	9:48.628
							6	4:02.504	1:00.135	1:11.048	1:51.321	61.8	13:51.132
							7	<b>1:47.940</b>	23.664	<b>28.342</b>	<b>55.934</b>	138.8	15:39.072
							8	1:48.117	<b>23.331</b>	28.627	56.159	138.6	17:27.189
							9	1:48.926	23.423	28.615	56.888	137.6	19:16.115
							10	1:49.418	23.909	28.745	56.764	137.0	21:05.533
<b>24</b>	<b>Gustavo Moura</b> Gianfranco Motorsport												
1	1:51.364	26.454	28.579	56.331	134.6	1:51.364							
2	1:49.176	23.508	28.803	56.865	137.3	3:40.540							
3	1:48.625	24.336	28.237	56.052	138.0	5:29.165							

# CATERHAM MOTORSPORT IBERIA

## CIRCUITO ESTORIL

03/04 JULHO 2026



# CATERHAM MOTORSPORT IBERIA 420R

## ESTORIL RACING WEEKEND 3 e 4 Julho 2026

### RACE 2

Volta a volta

— Volta inválida    ■ Melhor marca pessoal    ■ Melhor da sessão    B Cruzar pelo pit lane

Vlt.	Tempo	Inter. 1	Inter. 2	Inter. 3	km/h	Decorrido	Vlt.	Tempo	Inter. 1	Inter. 2	Inter. 3	km/h	Decorrido
4	1:48.971	23.737	28.669	56.565	137.5	7:18.136	2	1:49.021	23.584	28.790	56.647	137.5	3:44.011
5	2:27.915	23.778	28.924	1:35.213	101.3	9:46.051	3	1:48.976	23.483	<b>28.583</b>	56.910	137.5	5:32.987
6	4:03.985	58.203	1:12.069	1:53.713	61.4	13:50.036	4	1:49.836	23.748	29.159	56.929	136.4	7:22.823
7	1:48.054	24.007	<b>28.082</b>	<b>55.965</b>	138.7	15:38.090	5	2:32.569	23.592	29.344	1:39.633	98.2	9:55.392
8	<b>1:47.889</b>	23.613	28.297	55.979	138.9	17:25.979	6	3:57.502	1:00.017	1:12.164	1:45.321	63.1	13:52.894
9	1:47.934	<b>23.374</b>	28.242	56.318	138.9	19:13.913	7	1:48.556	<b>23.436</b>	28.641	56.479	138.1	15:41.450
10	1:49.289	23.720	29.110	56.459	137.1	21:03.202	8	<b>1:48.239</b>	23.436	28.628	<b>56.175</b>	138.5	17:29.689
							9	1:48.384	23.275	28.788	56.321	138.3	19:18.073
							10	1:49.205	23.447	28.690	57.068	137.2	21:07.278

**26** Francisco Villar  
TRS

1	1:54.039	28.595	28.683	56.761	131.4	1:54.039
2	1:48.917	23.820	28.278	56.819	137.6	3:42.956
3	1:48.779	23.542	28.582	56.655	137.8	5:31.735
4	2:07.225	23.695	28.304	1:15.226	117.8	7:38.960
5	2:23.923	26.118	31.041	1:26.764	104.1	10:02.883
6	3:55.244	1:02.151	1:11.699	1:41.394	63.7	13:58.127
7	1:48.621	23.443	28.323	56.855	138.0	15:46.748
8	1:50.526	23.507	29.335	57.684	135.6	17:37.274
9	1:47.793	<b>23.151</b>	28.482	56.160	139.0	19:25.067
10	<b>1:47.645</b>	23.300	<b>28.269</b>	<b>56.076</b>	139.2	21:12.712

**27** Lourenço Leite  
Gianfranco Motorsport

1	1:51.886	27.639	28.204	56.043	133.9	1:51.886
2	1:48.938	23.908	28.422	56.608	137.6	3:40.824
3	1:49.482	24.219	28.735	56.528	136.9	5:30.306
4	1:48.665	23.549	28.480	56.636	137.9	7:18.971
5	2:28.838	23.702	28.955	1:36.181	100.7	9:47.809
6	4:02.939	59.344	1:11.144	1:52.451	61.7	13:50.748
7	<b>1:47.385</b>	23.689	<b>28.127</b>	<b>55.569</b>	139.6	15:38.133
8	1:48.006	23.718	28.683	55.605	138.8	17:26.139
9	1:48.362	23.732	28.613	56.017	138.3	19:14.501
10	1:49.025	<b>23.493</b>	28.912	56.620	137.5	21:03.526

**28** Daniel Ferreira  
Speedy Motorsport

1	1:52.600	28.055	<b>28.427</b>	56.118	133.1	1:52.600
2	1:49.429	23.861	28.664	56.904	137.0	3:42.029
3	1:49.218	23.716	28.830	56.672	137.2	5:31.247
4	1:48.542	23.678	28.600	56.264	138.1	7:19.789
5	2:31.513	23.870	28.983	1:38.660	98.9	9:51.302
6	4:00.689	58.790	1:12.058	1:49.841	62.3	13:51.991
7	<b>1:48.113</b>	23.612	28.523	<b>55.978</b>	138.6	15:40.104
8	1:48.654	23.589	28.772	56.293	137.9	17:28.758
9	1:48.574	23.594	28.699	56.281	138.0	19:17.332
10	1:48.154	<b>23.436</b>	28.495	56.223	138.6	21:05.486

**33** Tiago Loureiro  
TRS

1	1:54.574	29.036	28.685	56.853	130.8	1:54.574
2	<b>1:48.778</b>	23.789	<b>28.399</b>	<b>56.590</b>	137.8	3:43.352
3	1:48.902	<b>23.644</b>	28.640	56.618	137.6	5:32.254
4	1:50.562	24.091	29.618	56.853	135.6	7:22.816

**51** Átila Abreu  
Scuderia Bandeiras

1	1:54.990	29.144	28.865	56.981	130.3	1:54.990
---	----------	--------	--------	--------	-------	----------

**52** Breno Arruda  
TRS

1	1:57.864	30.305	29.621	57.938	127.2	1:57.864
2	1:50.035	<b>23.510</b>	<b>28.839</b>	57.686	136.2	3:47.899
3	1:50.493	23.796	28.936	57.761	135.6	5:38.392
4	1:50.749	23.719	29.062	57.968	135.3	7:29.141
5	2:30.621	24.219	30.069	1:36.333	99.5	9:59.762
6	3:56.120	1:00.347	1:11.787	1:43.986	63.5	13:55.882
7	<b>1:49.855</b>	23.734	29.126	<b>56.995</b>	136.4	15:45.737
8	1:52.686	24.126	29.624	58.936	133.0	17:38.423
9	1:51.744	24.145	29.357	58.242	134.1	19:30.167
10	1:51.948	23.924	29.630	58.394	133.9	21:22.115

**55** António Areal  
G2B Motorsport

1	1:58.833	30.571	29.588	58.674	126.1	1:58.833
2	1:51.602	23.718	29.345	58.539	134.3	3:50.435
3	1:52.770	25.106	29.526	58.138	132.9	5:43.205
4	<b>1:51.248</b>	<b>23.729</b>	29.215	58.304	134.7	7:34.453
5	2:27.341	24.180	35.290	1:27.871	101.7	10:01.794
6	3:55.114	1:01.500	1:11.884	1:41.730	63.7	13:56.908
7	1:49.948	23.930	<b>28.825</b>	<b>57.193</b>	136.3	15:46.856
8	1:51.314	23.750	29.346	58.218	134.6	17:38.170
9	1:51.478	23.869	29.464	58.145	134.4	19:29.648
10	1:52.265	24.235	29.640	58.390	133.5	21:21.913

**57** Bernardo Bello  
Hirundo Motorsport

1	1:53.005	28.106	28.726	<b>56.173</b>	132.6	1:53.005
2	1:48.825	<b>23.517</b>	28.794	56.514	137.7	3:41.830
3	1:49.099	23.677	28.686	56.736	137.4	5:30.929
4	1:48.793	23.785	28.788	56.220	137.8	7:19.722
5	2:30.041	23.660	29.060	1:37.321	99.9	9:49.763
6	4:01.410	59.158	1:12.948	1:49.304	62.1	13:51.173
7	1:48.832	23.853	28.780	56.199	137.7	15:40.005
8	<b>1:48.777</b>	23.520	<b>28.671</b>	56.586	137.8	17:28.782
9	1:48.984	23.895	28.848	56.241	137.5	19:17.766
10	1:48.946	23.277	28.817	56.852	137.6	21:06.712

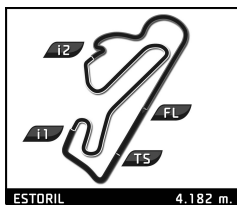
**61** José João Magalhães  
McMillan Motorsport

1	1:55.587	29.874	28.625	57.088	129.7	1:55.587
2	1:48.981	23.507	<b>28.426</b>	57.048	137.5	3:44.568
3	1:49.173	23.411	28.720	57.042	137.3	5:33.741
4	1:50.639	23.904	28.958	57.777	135.5	7:24.380
5	2:33.765	24.428	30.637	1:38.700	97.5	9:58.145
6	3:55.675	1:00.535	1:11.104	1:44.036	63.6	13:53.820

# CATERHAM MOTORSPORT IBERIA

## CIRCUITO ESTORIL

03/04 JULHO 2026



# CATERHAM MOTORSPORT IBERIA 420R

## ESTORIL RACING WEEKEND 3 e 4 Julho 2026

### RACE 2

Volta a volta

— Volta invalidada ■ Melhor marca pessoal ■ Melhor da sessão ■ Cruzar pelo pit lane

Vlt.	Tempo	Inter. 1	Inter. 2	Inter. 3	km/h	Decorrido	Vlt.	Tempo	Inter. 1	Inter. 2	Inter. 3	km/h	Decorrido
7	<b>1:48.441</b>	<b>23.243</b>	28.624	<b>56.574</b>	138.2	15:42.261	<b>83</b>						
8	1:48.973	23.469	28.594	56.910	137.5	17:31.234							
9	1:49.388	23.493	28.967	56.928	137.0	19:20.622							
10	1:49.083	23.736	28.654	56.693	137.4	21:09.705							

<b>62</b> J. J. Magalhães						
McMillan Motorsport						
1	1:51.507	27.120	<b>28.154</b>	56.233	134.4	1:51.507
2	1:49.233	23.908	28.400	56.925	137.2	3:40.740
3	1:48.406	23.411	28.432	56.563	138.2	5:29.146
4	1:49.372	24.198	28.720	56.454	137.0	7:18.518
5	2:28.730	24.043	28.679	1:36.008	100.8	9:47.248
6	4:03.256	58.854	1:11.653	1:52.749	61.6	13:50.504
7	1:48.202	23.807	28.303	<b>56.092</b>	138.5	15:38.706
8	<b>1:48.026</b>	<b>23.367</b>	28.524	56.135	138.7	17:26.732
9	1:48.260	23.513	28.455	56.292	138.4	19:14.992
10	1:49.037	23.568	28.919	56.550	137.4	21:04.029

<b>69</b> André Correia						
André Vilar Pneus						
1	1:55.970	30.601	29.375	<b>55.994</b>	129.2	1:55.970
2	1:49.010	23.529	<b>28.412</b>	57.069	137.5	3:44.980
3	1:48.792	23.647	28.578	56.567	137.8	5:33.772
4	1:49.735	23.581	29.298	56.856	136.6	7:23.507
5	2:34.043	23.593	30.797	1:39.653	97.3	9:57.550
6	3:55.693	59.980	1:11.214	1:44.499	63.6	13:53.243
7	<b>1:48.544</b>	<b>23.391</b>	28.561	56.592	138.1	15:41.787
8	1:48.630	23.591	28.447	56.592	138.0	17:30.417
9	1:48.916	23.477	28.789	56.650	137.6	19:19.333
10	1:49.213	23.610	28.625	56.978	137.2	21:08.546

<b>74</b> Miguel Ferreira						
Gianfranco Motorsport						
1	4:33.967	3:07.515	29.216	57.236	54.7	4:33.967
2	1:54.240	23.316	30.889	1:00.035	131.2	6:28.207
3	1:52.318	24.027	28.839	59.452	133.4	8:20.525
4	2:00.662	33.832	29.341	57.489	124.2	10:21.187
5	3:37.005	46.373	1:09.993	1:40.639	69.1	13:58.192
6	1:49.086	23.880	28.392	56.814	137.4	15:47.278
7	1:50.502	23.472	28.966	58.064	135.6	17:37.780
8	<b>1:48.407</b>	<b>23.385</b>	<b>28.343</b>	56.679	138.2	19:26.187
9	1:48.797	23.723	28.550	<b>56.524</b>	137.8	21:14.984

<b>77</b> Gonçalo Nobre da Veiga						
Gianfranco Motorsport						
1	1:54.309	29.082	28.551	56.676	131.1	1:54.309
2	1:48.928	23.912	<b>28.176</b>	56.840	137.6	3:43.237
3	1:48.747	23.642	28.536	56.569	137.8	5:31.984
4	1:49.647	24.278	28.290	57.079	136.7	7:21.631
5	2:29.953	23.391	28.886	1:37.676	99.9	9:51.584
6	4:00.455	59.793	1:11.338	1:49.324	62.3	13:52.039
7	1:47.886	23.352	28.669	<b>55.865</b>	138.9	15:39.925
8	<b>1:47.410</b>	<b>23.160</b>	28.224	56.026	139.5	17:27.335
9	1:48.048	23.518	28.354	56.176	138.7	19:15.383
10	1:49.032	23.314	28.985	56.733	137.5	21:04.415

<b>83</b> Pedro Reis Ferreira						
Speedy Motorsport						
1	1:53.791	28.272	28.937	56.582	131.7	1:53.791
2	1:48.811	<b>23.265</b>	28.626	56.920	137.7	3:42.602
3	1:48.816	23.629	28.710	56.477	137.7	5:31.418
4	1:50.340	23.623	28.720	57.997	135.8	7:21.758
5	2:32.258	23.654	28.839	1:39.765	98.4	9:54.016
6	3:58.551	58.892	1:12.487	1:47.172	62.8	13:52.567
7	<b>1:48.097</b>	23.312	<b>28.398</b>	56.387	138.6	15:40.664
8	1:48.377	23.306	28.461	56.610	138.3	17:29.041
9	1:48.555	23.777	28.607	<b>56.171</b>	138.1	19:17.596
10	1:50.506	23.656	28.521	58.329	135.6	21:08.102

<b>119</b> Duarte Lisboa						
McMillan Motorsport						
1	1:58.961	31.367	29.320	58.274	126.0	1:58.961
2	1:51.521	24.899	<b>28.734</b>	57.888	134.4	3:50.482
3	1:51.112	24.453	29.020	57.639	134.9	5:41.594
4	<b>1:50.534</b>	23.998	29.182	57.354	135.6	7:32.128
5	2:28.841	24.050	30.466	1:34.325	100.7	10:00.969
6	3:55.868	1:01.041	1:12.109	1:42.718	63.5	13:56.837
7	1:50.590	24.465	28.882	<b>57.243</b>	135.5	15:47.427
8	1:50.992	24.221	29.138	57.633	135.0	17:38.419
9	1:52.278	<b>23.963</b>	29.283	59.032	133.5	19:30.697
10	1:52.512	24.006	29.519	58.987	133.2	21:23.209