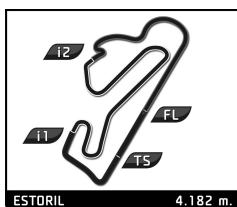


# CATERHAM MOTORSPORT IBERIA

## CIRCUITO ESTORIL

03/04 JULHO 2026



# CATERHAM MOTORSPORT IBERIA 420R

## ESTORIL RACING WEEKEND 3 e 4 Julho 2026

### RACE 1

Volta a volta

— Volta invalidada    ■ Melhor marca pessoal    ■ Melhor da sessão    B Cruzar pelo pit lane

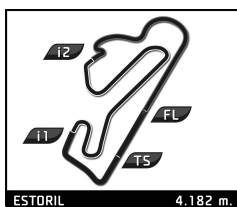
Vlt.	Tempo	Inter. 1	Inter. 2	Inter. 3	km/h	Decorrido	Vlt.	Tempo	Inter. 1	Inter. 2	Inter. 3	km/h	Decorrido
<b>3</b>	<b>David Saraiva</b> PRT						5	1:50.592	23.830	28.644	58.118	135.5	11:24.139
	David Saraiva						6	1:49.643	23.848	28.900	56.895	136.7	13:13.782
	1	1:52.785	28.172	<b>28.396</b>	<b>56.217</b>	132.9	7	1:50.572	24.275	28.798	57.499	135.5	15:04.354
	2	<b>1:48.800</b>	<b>23.699</b>	28.777	56.324	137.7	8	1:49.669	23.806	28.941	56.922	136.7	16:54.023
							9	1:49.506	23.703	28.863	56.940	136.9	18:43.529
							10	1:49.579	<b>23.602</b>	28.968	57.009	136.8	20:33.108
<b>4</b>	<b>Pedro Salvador</b>						<b>19</b>	<b>Manuel Canizares</b>					
	Pedro Salvador							Manuel Canizares					
	1	1:53.684	29.183	<b>28.503</b>	<b>55.998</b>	131.8	1	2:17.079	49.868	<b>29.155</b>	58.056	109.3	2:17.079
	2	<b>1:48.926</b>	23.529	28.870	56.527	137.6	2	1:51.095	24.159	29.201	57.735	134.9	4:08.174
	3	2:08.577	24.644	28.698	1:15.235	116.6	3	1:58.568	24.509	29.833	1:04.226	126.4	6:06.742
	4	3:40.593	1:01.790	1:03.749	1:35.054	67.9	4	3:30.621	1:07.603	59.158	1:23.860	71.2	9:37.363
	5	1:49.333	23.959	28.683	56.691	137.1	5	<b>1:50.720</b>	<b>23.938</b>	29.330	<b>57.452</b>	135.4	11:28.083
	6	1:49.588	23.808	29.048	56.732	136.8	6	1:51.049	23.989	29.350	57.710	135.0	13:19.132
	7	1:49.267	<b>23.481</b>	29.012	56.774	137.2	7	1:50.877	23.951	29.412	57.514	135.2	15:10.009
	8	1:49.443	23.762	29.032	56.649	136.9	8	1:52.490	24.505	29.951	58.034	133.2	17:02.499
	9	1:49.390	23.643	28.860	56.887	137.0	9	1:52.647	24.231	29.723	58.693	133.0	18:55.146
	10	1:49.489	23.638	28.940	56.911	136.9	10	1:52.419	24.595	29.613	58.211	133.3	20:47.565
<b>6</b>	<b>J. J. Oliveira</b>						<b>20</b>	<b>Fernando Costa</b>					
	J. J. Oliveira							Fernando Costa					
	1	1:51.491	27.482	<b>28.053</b>	<b>55.956</b>	134.4	1	1:59.760	31.200	29.721	58.839	125.1	1:59.760
	2	<b>1:47.969</b>	<b>23.648</b>	28.252	56.069	138.8	2	<b>1:51.785</b>	25.039	<b>29.083</b>	<b>57.663</b>	134.1	3:51.545
<b>10</b>	<b>João Pedro Campos Costa</b>						3	2:12.350	25.154	29.423	1:17.773	113.2	6:03.895
	João Pedro Campos Costa						4	3:33.521	1:06.177	1:00.591	1:26.753	70.2	9:37.416
	1	1:55.861	29.624	29.248	56.989	129.4	5	1:53.618	25.527	29.209	58.882	131.9	11:31.034
	2	1:49.657	<b>23.436</b>	29.049	57.172	136.7	6	1:52.469	<b>24.288</b>	29.510	58.671	133.3	13:23.503
	3	2:13.847	23.962	28.802	1:21.083	112.0	7	1:53.472	24.526	30.074	58.872	132.1	15:16.975
	4	3:34.636	1:04.185	1:02.832	1:27.619	69.8	8	1:53.203	24.528	30.071	58.604	132.4	17:10.178
	5	1:49.724	23.804	<b>28.464</b>	57.456	136.6	9	1:53.453	24.564	29.721	59.168	132.1	19:03.631
	6	1:49.839	23.933	28.818	57.088	136.4	10	2:17.967	24.449	52.942	1:00.576	108.6	21:21.598
	7	<b>1:48.872</b>	23.789	28.612	<b>56.471</b>	137.7	<b>23</b>	<b>Diogo Costa</b>					
	8	1:48.905	23.474	28.943	56.488	137.6		Diogo Costa					
	9	1:49.596	24.062	28.847	56.687	136.7	1	1:51.813	27.616	<b>28.334</b>	55.863	134.0	1:51.813
	10	1:48.999	23.476	28.694	56.829	137.5	2	1:48.262	23.752	28.557	<b>55.953</b>	138.4	3:40.075
<b>13</b>	<b>Samuel Moura Teixeira</b> PRT						3	2:04.158	23.717	28.584	1:11.857	120.7	5:44.233
	Samuel Moura Teixeira						4	3:45.328	1:01.260	1:02.273	1:41.795	66.5	9:29.561
	1	1:56.116	30.257	<b>28.731</b>	<b>57.128</b>	129.1	5	1:49.211	24.051	28.466	56.694	137.2	11:18.772
	2	<b>1:49.772</b>	<b>23.677</b>	28.853	57.242	136.5	6	1:49.306	23.827	28.630	56.849	137.1	13:08.078
	3	2:14.109	24.235	29.066	1:20.808	111.8	7	<b>1:48.833</b>	23.832	28.500	56.501	137.7	14:56.911
	4	3:34.776	1:04.008	1:02.970	1:27.798	69.8	8	1:49.129	23.834	28.690	56.605	137.3	16:46.040
	5	1:50.095	24.100	28.788	57.207	136.1	9	1:49.118	23.758	28.715	56.645	137.3	18:35.158
	6	1:49.963	23.733	29.062	57.168	136.3	10	1:49.772	<b>23.690</b>	28.793	57.289	136.5	20:24.930
	7	1:51.136	24.738	29.015	57.383	134.9	<b>24</b>	<b>Gustavo Moura</b>					
	8	1:51.431	23.939	29.415	58.077	134.5		Gustavo Moura					
	9	1:52.618	24.329	29.544	58.745	133.1	1	1:54.234	29.041	28.881	56.312	131.2	1:54.234
	10	1:52.341	24.316	29.611	58.414	133.4	2	<b>1:48.524</b>	<b>23.510</b>	<b>28.298</b>	56.716	138.1	3:42.758
<b>14</b>	<b>Bruno Knudsen</b>						3	2:09.213	24.847	28.645	1:15.721	116.0	5:51.971
	Bruno Knudsen						4	3:39.873	1:01.682	1:04.205	1:33.986	68.2	9:31.844
	1	1:55.017	29.471	28.733	56.813	130.3	5	1:48.847	24.177	28.379	56.291	137.7	11:20.691
	2	<b>1:48.859</b>	23.808	<b>28.593</b>	<b>56.458</b>	137.7	6	1:49.214	24.146	28.845	<b>56.223</b>	137.2	13:09.905
	3	2:14.567	24.766	29.368	1:20.433	111.4	7	1:49.140	23.859	28.530	56.751	137.3	14:59.045
	4	3:35.104	1:01.601	1:04.708	1:28.795	69.7	8	1:49.276	23.777	29.005	56.494	137.1	16:48.321
							9	1:48.900	23.927	28.491	56.482	137.6	18:37.221



# CATERHAM MOTORSPORT IBERIA

## CIRCUITO ESTORIL

03/04 JULHO 2026



# CATERHAM MOTORSPORT IBERIA 420R

## ESTORIL RACING WEEKEND 3 e 4 Julho 2026

### RACE 1

Volta a volta

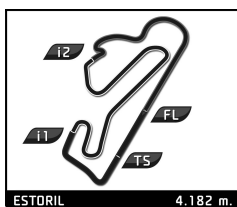
— Volta inválida    ■ Melhor marca pessoal    ■ Melhor da sessão    B Cruzar pelo pit lane

Vlt.	Tempo	Inter. 1	Inter. 2	Inter. 3	km/h	Decorrido	Vlt.	Tempo	Inter. 1	Inter. 2	Inter. 3	km/h	Decorrido
10	1:48.961	23.608	28.460	56.893	137.5	20:26.182	2	1:49.792	23.679	28.859	57.254	136.5	3:59.834
<b>26</b>	<b>Francisco Villar</b>						3	2:05.950	23.738	30.555	1:11.657	119.0	6:05.784
	Francisco Villar						4	3:31.397	1:06.122	1:00.277	1:24.998	70.9	9:37.181
1	1:53.049	28.226	28.453	56.370	132.6	1:53.049	5	1:48.914	23.671	<b>28.587</b>	56.656	137.6	11:26.095
2	<b>1:48.607</b>	23.582	28.886	<b>56.139</b>	138.0	3:41.656	6	<b>1:48.780</b>	23.650	28.703	<b>56.427</b>	137.8	13:14.875
3	2:06.422	24.576	28.591	1:13.255	118.5	5:48.078	7	1:49.454	<b>23.340</b>	28.870	57.244	136.9	15:04.329
4	3:42.525	1:02.981	1:02.358	1:37.186	67.3	9:30.603	8	1:49.208	23.477	28.730	57.001	137.2	16:53.537
5	1:48.798	24.064	28.391	56.343	137.7	11:19.401	9	1:49.211	23.377	28.845	56.989	137.2	18:42.748
6	1:49.106	23.977	28.439	56.690	137.4	13:08.507	10	1:49.112	23.518	28.822	56.772	137.4	20:31.860
7	1:48.623	23.729	28.371	56.523	138.0	14:57.130	<b>52</b>	<b>Breno Arruda</b>					
8	1:49.074	24.012	<b>28.347</b>	56.715	137.4	16:46.204		Breno Arruda					
9	1:48.724	<b>23.364</b>	28.545	56.815	137.8	18:34.928	1	1:57.394	31.299	29.135	56.960	127.7	1:57.394
10	1:49.006	23.580	28.541	56.885	137.5	20:23.934	2	1:51.061	24.368	29.165	57.528	134.9	3:48.455
<b>27</b>	<b>Lourenço Leite</b>						3	2:12.707	24.326	29.085	1:19.296	112.9	6:01.162
	Lourenço Leite						4	3:33.776	1:04.278	1:02.088	1:27.410	70.1	9:34.938
1	1:54.701	29.060	28.706	56.935	130.7	1:54.701	5	<b>1:49.455</b>	<b>23.711</b>	<b>28.849</b>	<b>56.895</b>	136.9	11:24.393
2	<b>1:48.532</b>	23.765	<b>28.385</b>	56.382	138.1	3:43.233	6	1:50.407	23.885	29.026	57.496	135.7	13:14.800
3	2:13.979	25.425	29.042	1:19.512	111.9	5:57.212	7	1:50.940	24.458	29.063	57.419	135.1	15:05.740
4	3:35.647	1:01.451	1:05.023	1:29.173	69.5	9:32.859	8	1:51.460	24.456	29.166	57.838	134.5	16:57.200
5	1:49.496	23.687	28.622	57.187	136.9	11:22.355	9	1:51.503	24.194	29.395	57.914	134.4	18:48.703
6	1:48.439	23.604	28.456	56.379	138.2	13:10.794	10	1:51.514	24.151	29.195	58.168	134.4	20:40.217
7	1:49.086	23.980	28.822	<b>56.284</b>	137.4	14:59.880	<b>55</b>	<b>António Areal</b>					
8	1:49.010	23.479	28.687	56.844	137.5	16:48.890		António Areal					
9	1:49.093	23.521	28.823	56.749	137.4	18:37.983	1	1:57.238	30.850	29.126	<b>57.262</b>	127.8	1:57.238
10	1:48.590	<b>23.437</b>	28.727	56.426	138.0	20:26.573	2	1:52.139	24.120	29.662	58.357	133.6	3:49.377
<b>28</b>	<b>Daniel Ferreira</b>						3	2:12.864	24.184	29.681	1:18.999	112.8	6:02.241
	Daniel Ferreira						4	3:33.590	1:05.834	1:01.030	1:26.726	70.2	9:35.831
1	1:52.356	27.836	28.593	<b>55.927</b>	133.4	1:52.356	5	<b>1:50.319</b>	24.088	<b>28.739</b>	57.492	135.8	11:26.150
2	<b>1:48.774</b>	23.701	28.468	56.605	137.8	3:41.130	6	1:51.457	<b>23.945</b>	29.624	57.888	134.5	13:17.607
3	2:06.115	23.520	28.752	1:13.843	118.8	5:47.245	7	1:51.525	23.953	29.591	57.981	134.4	15:09.132
4	3:43.368	1:01.315	1:03.565	1:38.488	67.1	9:30.613	8	1:55.165	24.309	29.710	1:01.146	130.1	17:04.297
5	1:49.274	24.246	<b>28.309</b>	56.719	137.1	11:19.887	9	1:52.347	24.462	29.921	57.964	133.4	18:56.644
6	1:49.208	23.843	28.958	56.407	137.2	13:09.095	10	1:54.413	23.945	29.569	1:00.899	131.0	20:51.057
7	1:48.927	23.722	28.744	56.461	137.6	14:58.022	<b>57</b>	<b>Bernardo Bello</b>					
8	1:49.606	24.235	28.826	56.545	136.7	16:47.628		Bernardo Bello					
9	1:49.132	23.682	28.818	56.632	137.3	18:36.760	1	1:53.679	28.877	28.651	<b>56.151</b>	131.8	1:53.679
10	1:48.926	<b>23.624</b>	28.742	56.560	137.6	20:25.686	2	1:50.189	24.342	<b>28.609</b>	57.238	136.0	3:43.868
<b>33</b>	<b>Tiago Loureiro</b>						3	2:12.578	24.735	29.053	1:18.790	113.0	5:56.446
	Tiago Loureiro						4	3:35.999	1:00.887	1:03.926	1:31.186	69.4	9:32.445
1	1:53.112	28.421	<b>28.574</b>	<b>56.117</b>	132.5	1:53.112	5	1:51.394	23.934	28.664	58.796	134.5	11:23.839
2	1:49.546	23.664	29.065	56.817	136.8	3:42.658	6	1:49.848	<b>23.580</b>	29.146	57.122	136.4	13:13.687
3	2:11.760	25.297	29.278	1:17.185	113.7	5:54.418	7	1:49.659	24.266	28.918	56.475	136.7	15:03.346
4	3:38.012	1:01.564	1:04.041	1:32.407	68.7	9:32.430	8	<b>1:49.653</b>	23.696	29.009	56.948	136.7	16:52.999
5	1:50.424	23.634	29.012	57.778	135.7	11:22.854	9	1:49.820	23.651	29.107	57.062	136.5	18:42.819
6	<b>1:49.388</b>	<b>23.450</b>	28.934	57.004	137.0	13:12.242	10	1:49.231	23.659	29.064	56.508	137.2	20:32.050
7	1:50.505	23.792	29.290	57.423	135.6	15:02.747	<b>61</b>	<b>José João Magalhães</b>					
8	1:50.991	23.925	29.567	57.499	135.0	16:53.738		José João Magalhães					
9	1:50.730	24.345	29.421	56.964	135.3	18:44.468	1	1:52.453	27.924	28.481	<b>56.048</b>	133.3	1:52.453
10	1:50.899	24.183	29.190	57.526	135.1	20:35.367	2	<b>1:48.853</b>	23.852	28.592	56.409	137.7	3:41.306
<b>51</b>	<b>Átila Abreu</b>						3	2:07.070	25.257	28.671	1:13.142	117.9	5:48.376
	Átila Abreu						4	3:42.604	1:03.144	1:03.205	1:36.255	67.3	9:30.980
1	2:10.042	43.116	29.243	57.683	115.2	2:10.042	5	1:49.493	24.158	<b>28.271</b>	57.064	136.9	11:20.473
							6	1:50.201	24.348	29.134	56.719	136.0	13:10.674

# CATERHAM MOTORSPORT IBERIA

## CIRCUITO ESTORIL

03/04 JULHO 2026



# CATERHAM MOTORSPORT IBERIA 420R

## ESTORIL RACING WEEKEND 3 e 4 Julho 2026

### RACE 1

Volta a volta

— Volta invalidada    ■ Melhor marca pessoal    ■ Melhor da sessão    B Cruzar pelo pit lane

Vlt.	Tempo	Inter. 1	Inter. 2	Inter. 3	km/h	Decorrido	Vlt.	Tempo	Inter. 1	Inter. 2	Inter. 3	km/h	Decorrido	
7	1:50.231	24.066	28.991	57.174	136.0	15:00.905	<b>119</b> Duarte Lisboa	1	1:59.891	30.731	30.071	59.089	125.0	1:59.891
8	1:50.164	24.078	28.926	57.160	136.0	16:51.069		2	1:50.965	24.392	<b>28.854</b>	57.719	135.1	3:50.856
9	1:49.920	24.151	28.797	56.972	136.3	18:40.989		3	2:12.476	24.758	29.597	1:18.121	113.1	6:03.332
10	1:50.016	<b>23.830</b>	29.158	57.028	136.2	20:31.005		4	3:32.790	1:05.991	1:00.777	1:26.022	70.4	9:36.122

<b>62</b> J. J. Magalhães						
J. J. Magalhães						
1	1:51.748	27.358	<b>28.294</b>	56.096	134.1	1:51.748
2	<b>1:48.624</b>	24.168	28.498	<b>55.958</b>	138.0	3:40.372
3	2:05.916	23.705	28.638	1:13.573	119.0	5:46.288
4	3:43.780	1:01.398	1:03.047	1:39.335	67.0	9:30.068
5	1:49.676	24.350	28.688	56.638	136.6	11:19.744
6	1:49.595	24.100	29.047	56.448	136.7	13:09.339
7	1:49.649	23.932	28.757	56.960	136.7	14:58.988
8	1:49.321	23.692	28.960	56.669	137.1	16:48.309
9	1:49.756	<b>23.678</b>	28.865	57.213	136.5	18:38.065
10	1:49.393	24.015	28.670	56.708	137.0	20:27.458

<b>74</b> Miguel Ferreira						
Miguel Ferreira						
1	1:55.641	29.055	29.287	57.299	129.6	1:55.641
2	1:49.083	23.524	28.483	57.076	137.4	3:44.724
3	2:14.264	24.461	28.866	1:20.937	111.6	5:58.988
4	3:34.993	1:02.774	1:03.924	1:28.295	69.7	9:33.981
5	1:49.083	23.645	<b>28.303</b>	57.135	137.4	11:23.064
6	1:48.659	23.621	28.440	<b>56.598</b>	137.9	13:11.723
7	1:49.464	23.506	28.670	57.288	136.9	15:01.187
8	1:49.839	24.041	28.808	56.990	136.4	16:51.026
9	1:48.786	23.510	28.608	56.668	137.8	18:39.812
10	<b>1:48.578</b>	<b>23.295</b>	28.510	56.773	138.0	20:28.390

<b>77</b> Gonçalo Nobre da Veiga						
Gonçalo Nobre da Veiga						
1	1:51.557	26.854	28.331	56.372	134.3	1:51.557
2	<b>1:48.017</b>	23.722	<b>28.315</b>	<b>55.980</b>	138.7	3:39.574
3	2:03.551	23.487	28.504	1:11.560	121.3	5:43.125
4	3:46.298	59.445	1:04.687	1:42.166	66.2	9:29.423
5	1:50.348	24.969	28.685	56.694	135.8	11:19.771
6	1:48.414	<b>23.401</b>	28.539	56.474	138.2	13:08.185
7	1:48.593	23.465	28.613	56.515	138.0	14:56.778
8	1:48.942	23.651	28.605	56.686	137.6	16:45.720
9	1:49.049	23.491	28.767	56.791	137.4	18:34.769
10	1:49.035	23.503	28.766	56.766	137.4	20:23.804

<b>83</b> Pedro Reis Ferreira						
Pedro Reis Ferreira						
1	1:54.558	29.707	28.574	<b>56.277</b>	130.8	1:54.558
2	1:48.558	23.700	28.263	56.595	138.1	3:43.116
3	2:11.031	25.072	28.764	1:17.195	114.4	5:54.147
4	3:37.781	1:01.169	1:04.017	1:32.595	68.8	9:31.928
5	<b>1:48.186</b>	23.648	<b>28.187</b>	56.351	138.5	11:20.114
6	1:49.747	23.854	29.479	56.414	136.6	13:09.861
7	1:48.527	23.631	28.469	56.427	138.1	14:58.388
8	1:48.446	23.713	28.403	56.330	138.2	16:46.834
9	1:48.707	<b>23.263</b>	28.700	56.744	137.9	18:35.541
10	1:48.846	23.623	28.537	56.686	137.7	20:24.387