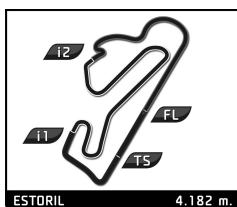


# CATERHAM MOTORSPORT IBERIA

## CIRCUITO ESTORIL

03/04 JULHO 2026



# CATERHAM MOTORSPORT IBERIA 420R

## ESTORIL RACING WEEKEND 3 e 4 Julho 2026

### PRIVATE 2

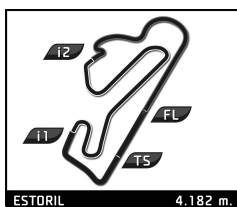
Volta a volta

— Volta invalidada    ■ Melhor marca pessoal    ■ Melhor da sessão    B Cruzar pelo pit lane

Vlt.	Tempo	Inter. 1	Inter. 2	Inter. 3	km/h	Decorrido	Vlt.	Tempo	Inter. 1	Inter. 2	Inter. 3	km/h	Decorrido	
<b>3</b>	<b>David Saraiva</b> PRT							4	1:48.387	23.563	28.362	56.462	138.3	18:15.794
	David Saraiva							5	1:57.967 <b>B</b>	23.427	28.511	1:06.029	127.0	20:13.761
	1	3:00.776	1:34.761	29.179	56.836	82.9	6	7:17.970	5:28.161	38.875	1:10.934	34.2	27:31.731	
	2	1:47.154	23.309	28.178	<b>55.667</b>	139.9	7	1:48.061	23.468	28.445	<b>56.148</b>	138.7	29:19.792	
	3	1:47.720	23.119	28.482	56.119	139.1	8	1:48.219	23.394	28.495	56.330	138.5	31:08.011	
	4	1:47.903	23.307	28.406	56.190	138.9	9	5:38.144	27.109	43.513	4:27.522	44.3	36:46.155	
	5	2:03.286 <b>B</b>	23.534	28.262	1:11.490	121.6	10	<b>1:47.796</b>	<b>23.281</b>	<b>28.281</b>	56.234	139.0	38:33.951	
	6	1:48.263 <b>B</b>				138.4	11	2:07.888 <b>B</b>	23.538	28.835	1:15.515	117.2	40:41.839	
	7	4:27.353	3:02.413	28.764	56.176	56.1								
	8	<b>1:47.715</b>	23.363	28.249	56.103	139.1								
	9	1:47.903	23.261	<b>28.148</b>	56.494	138.9								
	10	1:48.095	<b>23.037</b>	28.536	56.522	138.6								
	11	1:48.778	23.155	28.251	57.372	137.8								
	12	1:48.834	23.346	28.727	56.761	137.7								
	13	1:59.813 <b>B</b>	23.432	28.498	1:07.883	125.1								
	14	2:21.593 <b>B</b>				105.8								
<b>4</b>	<b>Pedro Salvador</b>													
	Pedro Salvador													
	1	2:26.429	59.739	29.979	56.711	102.3								
	2	1:49.023	23.570	28.531	56.922	137.5								
	3	1:49.446	24.094	28.723	56.629	136.9								
	4	1:55.451 <b>B</b>	23.719	28.541	1:03.191	129.8								
	5	6:59.171	5:20.230	34.908	1:04.033	35.8								
	6	1:48.749	23.554	28.552	56.643	137.8								
	7	1:55.543 <b>B</b>	23.804	28.607	1:03.132	129.7								
	8	5:37.038	4:00.920	32.633	1:03.485	44.5								
	9	1:48.719	23.585	28.654	56.480	137.8								
	10	1:51.430	25.939	28.582	56.909	134.5								
	11	1:58.525 <b>B</b>	23.885	28.647	1:05.993	126.4								
	12	6:46.035	5:17.993	30.190	57.852	36.9								
	13	<b>1:48.059</b>	<b>23.432</b>	<b>28.418</b>	<b>56.209</b>	138.7								
	14	2:05.566 <b>B</b>	23.511	28.534	1:13.521	119.4								
<b>6</b>	<b>J. J. Oliveira</b>													
	J. J. Oliveira													
	1	3:00.543	1:34.233	29.357	56.953	83.0								
	2	<b>1:47.282</b>	<b>23.131</b>	<b>28.104</b>	56.047	139.7								
	3	1:47.809	23.389	28.283	56.137	139.0								
	4	1:48.073	23.535	28.380	56.158	138.7								
	5	3:31.997 <b>B</b>	23.136	28.229	2:40.632	70.7								
	6	4:46.436	3:21.287	28.914	56.235	52.3								
	7	1:47.733	23.243	28.116	56.374	139.1								
	8	1:47.417	23.265	28.144	<b>56.008</b>	139.5								
	9	1:48.027	23.192	28.282	56.553	138.7								
	10	1:47.723	23.303	28.401	56.019	139.1								
	11	1:47.600	23.429	28.131	56.040	139.3								
	12	1:48.534	23.609	28.462	56.463	138.1								
	13	1:48.356	23.704	28.306	56.346	138.3								
	14	2:58.456 <b>B</b>	24.010	28.417	2:06.029	84.0								
<b>10</b>	<b>João Pedro Campos Costa</b>													
	João Pedro Campos Costa													
	1	10:01.145 <b>B</b>			1:11.346	24.9								
	2	4:37.274			56.728	54.1								
	3	1:48.988	23.776	28.616	56.596	137.5								
<b>13</b>	<b>Samuel Moura Teixeira</b> PRT													
	Samuel Moura Teixeira													
	1	15:27.987			29.742	57.992	16.1							
	2	1:52.331	23.843	30.749	57.739	133.4								
	3	1:53.637	26.518	29.618	57.501	131.9								
	4	1:51.194	24.148	<b>28.860</b>	58.186	134.8								
	5	1:50.259	23.969	28.932	57.358	135.9								
	6	1:50.324	<b>23.814</b>	29.057	57.453	135.8								
	7	2:03.280 <b>B</b>	23.870	28.888	1:10.522	121.6								
	8	5:39.973	4:13.523	29.170	57.280	44.1								
	9	<b>1:50.179</b>	23.903	28.992	57.284	136.0								
	10	1:49.916	23.731	29.058	<b>57.127</b>	136.3								
	11	2:17.880 <b>B</b>	23.959	33.357	1:20.564	108.7								
	12	5:40.127	4:04.143	32.190	1:03.794	44.1								
	13	1:58.437	25.500	30.195	1:02.742	126.5								
	14	2:51.342 <b>B</b>	29.999	42.064	1:39.279	87.5								
<b>14</b>	<b>Bruno Knudsen</b>													
	Bruno Knudsen													
	1	2:28.247	58.191	32.202	57.854	101.1								
	2	<b>1:48.188</b>	23.466	28.263	<b>56.459</b>	138.5								
	3	1:48.890	23.494	28.793	56.603	137.6								
	4	32:31.447	23.748	49.216	...	7.7								
	5	1:49.149	<b>23.349</b>	<b>28.007</b>	57.793	137.3								
	6	1:48.587	23.459	28.598	56.530	138.0								
	7	1:51.649	24.398	30.001	57.250	134.2								
	8	1:50.253	24.045	28.920	57.288	135.9								
	9	1:50.942	23.638	28.726	58.578	135.1								
	10	2:31.487	29.751	36.288	1:25.448	98.9								
<b>20</b>	<b>Fernando Costa</b>													
	Fernando Costa													
	1	5:28.744	3:59.605	29.941	59.198	45.6								
	2	1:53.123	24.708	29.673	58.742	132.5								
	3	2:01.037	24.246	31.457	1:05.334	123.8								
	4	2:37.340 <b>B</b>	29.218	36.806	1:31.316	95.3								
	5	3:45.907	2:16.929	30.299	58.679	66.3								
	6	<b>1:51.601</b>	24.640	<b>28.948</b>	58.013	134.3								
	7	1:52.067	24.328	29.298	58.441	133.7								
	8	1:52.107	24.246	29.200	58.661	133.7								
	9	1:52.675	24.430	29.697	58.548	133.0								
	10	2:18.783 <b>B</b>	26.261	33.474	1:19.048	108.0								
	11	14:08.453	...	31.646	<b>57.824</b>	17.7								
	12	1:52.134	24.296	29.515	58.323	133.7								
	13	1:53.158	24.480	29.410	59.268	132.4								
	14	1:53.609	24.891	29.453	59.265	131.9								
	15	2:28.806 <b>B</b>	<b>24.024</b>	29.344	1:35.438	100.7								

# CATERHAM MOTORSPORT IBERIA CIRCUITO ESTORIL

03/04 JULHO 2026



## CATERHAM MOTORSPORT IBERIA 420R ESTORIL RACING WEEKEND 3 e 4 Julho 2026 PRIVATE 2

Volta a volta

— Volta inválida    ■ Melhor marca pessoal    ■ Melhor da sessão    B Cruzar pelo pit lane

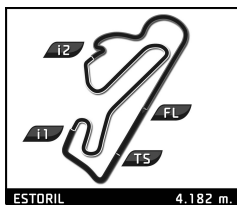
Vlt.	Tempo	Inter. 1	Inter. 2	Inter. 3	km/h	Decorrido	Vlt.	Tempo	Inter. 1	Inter. 2	Inter. 3	km/h	Decorrido	
<b>23</b>	<b>Diogo Costa</b>						13	3:12.354	1:38.291	31.115	1:02.948	77.9	37:55.553	
	Diogo Costa						14	1:57.836	25.636	29.891	1:02.309	127.2	39:53.389	
1	12:04.554	B	...	31.315	1:32.446	20.7	12:04.554	15	1:56.472	25.353	29.828	1:01.291	128.7	41:49.861
2	2:34.597	1:08.989	29.463	56.145	96.9	14:39.151	16	1:56.991	25.368	30.344	1:01.279	128.1	43:46.852	
3	<b>1:47.857</b>	23.547	<b>28.002</b>	56.308	139.0	16:27.008	17	1:57.038	25.221	30.081	1:01.736	128.1	45:43.890	
4	1:48.072	<b>23.361</b>	28.381	56.330	138.7	18:15.080	18	2:01.716	25.497	30.739	1:05.480	123.1	47:45.606	
5	1:56.204	23.402	28.435	1:04.367	129.0	20:11.284	19	1:57.479	25.754	30.165	1:01.560	127.6	49:43.085	
6	1:48.815	23.710	28.425	56.680	137.7	22:00.099	20	2:22.004	B	25.364	30.421	1:26.219	105.5	52:05.089
7	1:49.096	24.248	28.745	56.103	137.4	23:49.195								
8	1:48.868	23.496	28.702	56.670	137.7	25:38.063								
9	1:52.184	26.539	29.086	56.559	133.6	27:30.247								
10	1:48.126	23.541	28.486	<b>56.099</b>	138.6	29:18.373								
11	2:20.800	B	28.346	35.310	1:17.144	106.4	31:39.173							
12	5:05.717	3:35.301	30.662	59.754	49.0	36:44.890								
13	1:48.409	23.774	28.463	56.172	138.2	38:33.299								
14	1:48.628	23.529	28.443	56.656	138.0	40:21.927								
15	1:52.775	27.584	29.040	56.151	132.9	42:14.702								
16	2:01.273	29.028	35.828	56.417	123.6	44:15.975								
17	1:48.630	23.531	28.384	56.715	138.0	46:04.605								
18	1:49.395	23.738	28.763	56.894	137.0	47:54.000								
19	2:34.854	B	29.521	37.312	1:28.021	96.8	50:28.854							
<b>24</b>	<b>Gustavo Moura</b>													
	Gustavo Moura													
1	4:19.242	2:45.292	35.204	58.746	57.8	4:19.242								
2	1:48.514	23.602	28.280	56.632	138.1	6:07.756								
3	1:51.020	24.043	30.348	56.629	135.0	7:58.776								
4	1:47.719	<b>23.095</b>	<b>28.101</b>	56.523	139.1	9:46.495								
5	2:42.835	B	29.947	38.605	1:34.283	92.0	12:29.330							
6	2:21.878	50.030	31.296	1:00.552	105.6	14:51.208								
7	1:47.561	23.271	28.299	<b>55.991</b>	139.3	16:38.769								
8	<b>1:47.555</b>	23.101	28.176	56.278	139.3	18:26.324								
9	2:01.482	B	23.779	29.492	1:08.211	123.4	20:27.806							
10	4:26.888	3:02.136	28.432	56.320	56.2	24:54.694								
11	1:48.310	23.392	28.290	56.628	138.4	26:43.004								
12	1:49.530	23.269	28.722	57.539	136.8	28:32.534								
13	1:56.683	B	23.924	28.479	1:04.280	128.4	30:29.217							
14	5:05.952	3:37.690	30.650	57.612	49.0	35:35.169								
15	1:49.996	23.627	28.728	57.641	136.2	37:25.165								
16	1:48.539	23.439	28.557	56.543	138.1	39:13.704								
17	1:57.386	B	23.315	28.845	1:05.226	127.7	41:11.090							
<b>28</b>	<b>Daniel Ferreira</b>													
	Daniel Ferreira													
1	2:26.472	59.406	29.889	57.177	102.3	2:26.472								
2	1:48.922	23.782	28.272	56.868	137.6	4:15.394								
3	1:49.126	24.042	28.487	56.597	137.3	6:04.520								
4	1:48.672	23.782	28.397	56.493	137.9	7:53.192								
5	1:58.693	B	23.622	28.695	1:06.376	126.3	9:51.885							
6	4:59.841	3:28.593	31.035	1:00.213	50.0	14:51.726								
7	<b>1:47.695</b>	<b>23.160</b>	28.275	56.260	139.2	16:39.421								
8	1:48.197	23.765	28.310	56.122	138.5	18:27.618								
9	1:48.499	23.283	28.705	56.511	138.1	20:16.117								
10	1:48.350	23.525	28.370	56.455	138.3	22:04.467								
11	1:54.928	B	23.557	28.393	1:02.978	130.4	23:59.395							
12	4:43.316	3:16.507	29.718	57.091	52.9	28:42.711								
13	1:48.206	23.661	28.304	56.241	138.5	30:30.917								
14	1:49.127	23.629	28.473	57.025	137.3	32:20.044								
15	1:55.376	B	23.816	28.432	1:03.128	129.9	34:15.420							
16	4:20.769	2:55.777	28.489	56.503	57.5	38:36.189								
17	1:47.846	23.347	<b>28.210</b>	56.289	139.0	40:24.035								
18	1:51.633	24.421	31.193	<b>56.019</b>	134.3	42:15.668								
19	1:57.165	B	23.442	28.450	1:05.273	127.9	44:12.833							
<b>33</b>	<b>Tiago Loureiro</b>													
	Tiago Loureiro													
1	2:29.943	1:02.435	29.626	57.882	99.9	2:29.943								
2	1:56.172	B	23.562	28.619	1:03.991	129.0	4:26.115							
3	11:17.666	9:49.832	30.921	56.913	22.1	15:43.781								
4	1:56.399	B	23.497	<b>28.254</b>	1:04.648	128.8	17:40.180							
5	12:43.349	...	28.368	56.747	19.6	30:23.529								
6	<b>1:47.773</b>	23.365	28.512	<b>55.896</b>	139.1	32:11.302								
7	1:50.300	<b>23.226</b>	28.602	58.472	135.9	34:01.602								
8	1:58.634	24.175	33.126	1:01.333	126.3	36:00.236								
9	1:49.940	23.881	28.452	57.607	136.3	37:50.176								



# CATERHAM MOTORSPORT IBERIA

## CIRCUITO ESTORIL

03/04 JULHO 2026



# CATERHAM MOTORSPORT IBERIA 420R

## ESTORIL RACING WEEKEND 3 e 4 Julho 2026

### PRIVATE 2

Volta a volta

— Volta invalidada ■ Melhor marca pessoal ■ Melhor da sessão B Cruzar pelo pit lane

Vlt.	Tempo	Inter. 1	Inter. 2	Inter. 3	km/h	Decorrido	Vlt.	Tempo	Inter. 1	Inter. 2	Inter. 3	km/h	Decorrido
10	1:50.027	23.909	28.904	57.214	136.2	39:40.203	3	1:49.356	23.955	28.566	56.835	137.0	17:51.390
11	2:08.905B	24.053	32.730	1:12.122	116.3	41:49.108	4	1:49.639	24.021	28.715	56.903	136.7	19:41.029
12	4:17.114B	2:31.337	38.324	1:07.453	58.3	46:06.222	5	1:50.030	24.216	28.773	57.041	136.2	21:31.059
13	2:08.650	42.317	29.214	57.119	116.5	48:14.872	6	1:59.816	24.486	33.242	1:02.088	125.1	23:30.875
14	1:50.010	23.659	29.062	57.289	136.2	50:04.882	7	1:50.583	24.228	29.074	57.281	135.5	25:21.458

51 Átila Abreu						
Átila Abreu						
Vlt.	Tempo	Inter. 1	Inter. 2	Inter. 3	km/h	Decorrido
1	4:45.988	3:16.245	30.146	59.597	52.4	4:45.988
2	1:51.027	23.838	28.943	58.246	135.0	6:37.015
3	1:49.943	23.675	28.610	57.658	136.3	8:26.958
4	2:04.882B	23.803	29.188	1:11.891	120.0	10:31.840
5	5:14.152	3:47.437	28.783	57.932	47.7	15:45.992
6	1:50.095	23.654	28.774	57.667	136.1	17:36.087
7	1:50.331	23.670	28.951	57.710	135.8	19:26.418
8	1:49.910	23.740	28.869	57.301	136.4	21:16.328
9	2:14.791	29.781	37.210	1:07.800	111.2	23:31.119
10	1:50.605	23.783	29.519	57.303	135.5	25:21.724
11	1:49.797	23.652	28.875	57.270	136.5	27:11.521
12	1:50.319	24.530	28.691	57.098	135.8	29:01.840
13	1:49.864	23.474	28.832	57.558	136.4	30:51.704
14	1:49.937	23.639	28.944	57.354	136.3	32:41.641
15	2:15.266B	28.911	34.110	1:12.245	110.8	34:56.907
16	9:40.191	8:08.600	29.736	1:01.855	25.8	44:37.098
17	1:55.279	24.174	29.007	1:02.098	130.0	46:32.377
18	1:57.627	23.906	29.057	1:04.664	127.4	48:30.004
19	1:50.138	24.105	28.898	57.135	136.1	50:20.142

52 Breno Arruda						
Breno Arruda						
Vlt.	Tempo	Inter. 1	Inter. 2	Inter. 3	km/h	Decorrido
1	5:18.579	3:47.255	30.768	1:00.556	47.0	5:18.579
2	1:50.956	24.262	29.130	57.564	135.1	7:09.535
3	1:51.790	24.039	29.416	58.335	134.1	9:01.325
4	2:22.937B	24.018	34.824	1:24.095	104.8	11:24.262
5	4:04.441	2:35.591	30.960	57.890	61.3	15:28.703
6	1:51.022	23.774	29.197	58.051	135.0	17:19.725
7	2:05.356B	23.955	28.943	1:12.458	119.6	19:25.081

55 António Areal						
António Areal						
Vlt.	Tempo	Inter. 1	Inter. 2	Inter. 3	km/h	Decorrido
1	11:54.821B	9:30.566	40.022	1:44.233	21.0	11:54.821
2	1:49.348B				137.1	13:44.169
3	2:19.263	50.487	30.471	58.305	107.6	16:03.432
4	1:52.217	24.026	29.152	59.039	133.6	17:55.649
5	1:52.562	24.295	29.721	58.546	133.1	19:48.211
6	2:11.702B	25.506	32.719	1:13.477	113.8	21:59.913
7	4:10.704	2:39.314	33.017	58.373	59.8	26:10.617
8	1:51.354	24.059	29.433	57.862	134.6	28:01.971
9	2:17.004	23.964	29.928	1:23.112	109.4	30:18.975
10	1:52.174	24.366	29.562	58.246	133.6	32:11.149
11	1:52.337	24.095	29.388	58.854	133.4	34:03.486
12	2:01.326B	24.435	29.409	1:07.482	123.5	36:04.812

57 Bernardo Bello						
Bernardo Bello						
Vlt.	Tempo	Inter. 1	Inter. 2	Inter. 3	km/h	Decorrido
1	10:43.044B	8:59.892	29.503	1:13.649	23.3	10:43.044
2	5:18.990	3:52.497	28.967	57.526	47.0	16:02.034

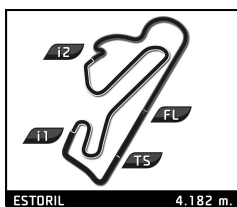
61 José João Magalhães						
José João Magalhães						
Vlt.	Tempo	Inter. 1	Inter. 2	Inter. 3	km/h	Decorrido
1	12:10.691B	...	31.901	1:35.478	20.5	12:10.691
2	2:30.235	1:03.924	29.852	56.459	99.8	14:40.926
3	1:48.151	23.732	28.137	56.282	138.6	16:29.077
4	1:48.861	23.502	28.459	56.900	137.7	18:17.938
5	1:52.768	26.526	29.414	56.828	132.9	20:10.706
6	1:49.978	23.659	29.103	57.216	136.3	22:00.684
7	1:49.795	24.120	28.800	56.875	136.5	23:50.479
8	1:50.242	24.197	28.814	57.231	135.9	25:40.721
9	1:50.503	24.073	29.517	56.913	135.6	27:31.224
10	1:53.003	23.866	28.991	1:00.146	132.6	29:24.227
11	2:19.131B	30.571	33.761	1:14.799	107.7	31:43.358
12	5:03.161	3:33.346	32.143	57.672	49.4	36:46.519
13	1:48.170	23.482	28.228	56.460	138.5	38:34.689
14	1:55.836	23.551	28.367	1:03.918	129.4	40:30.525
15	2:55.778	32.366	46.698	1:36.714	85.3	43:26.303
16	2:32.722	30.094	41.788	1:20.840	98.1	45:59.025
17	1:47.841	23.324	28.385	56.132	139.0	47:46.866
18	2:04.300	24.281	29.030	1:10.989	120.6	49:51.166

62 J. J. Magalhães						
J. J. Magalhães						
Vlt.	Tempo	Inter. 1	Inter. 2	Inter. 3	km/h	Decorrido
1	12:07.109B	...	31.659	1:33.139	20.6	12:07.109
2	2:33.512	1:06.856	29.885	56.771	97.6	14:40.621
3	1:47.559	23.445	28.080	56.034	139.3	16:28.180
4	1:47.770	23.476	28.308	55.986	139.1	18:15.950
5	1:54.357	28.678	28.936	56.743	131.1	20:10.307
6	1:50.227	23.453	30.653	56.121	136.0	22:00.534
7	1:48.667	23.573	28.587	56.507	137.9	23:49.201
8	1:48.835	23.876	28.639	56.320	137.7	25:38.036
9	1:51.191	23.488	29.838	57.865	134.8	27:29.227
10	1:48.337	23.361	28.738	56.238	138.3	29:17.564
11	2:02.107	24.165	28.678	1:09.264	122.7	31:19.671
12	2:20.776B	29.611	33.202	1:17.963	106.5	33:40.447
13	4:56.866	3:11.021	35.131	1:10.714	50.5	38:37.313
14	1:47.078	23.226	28.127	55.725	140.0	40:24.391
15	1:48.742	23.674	28.528	56.540	137.8	42:13.133
16	2:02.416	30.927	35.175	56.314	122.4	44:15.549
17	1:48.960	23.604	28.551	56.805	137.5	46:04.509
18	1:49.417	24.214	28.585	56.618	137.0	47:53.926
19	2:37.059B	29.999	38.196	1:28.864	95.4	50:30.985



# CATERHAM MOTORSPORT IBERIA CIRCUITO ESTORIL

03/04 JULHO 2026



## CATERHAM MOTORSPORT IBERIA 420R ESTORIL RACING WEEKEND 3 e 4 Julho 2026 PRIVATE 2

Volta a volta

— Volta invalidada    ■ Melhor marca pessoal    ■ Melhor da sessão    B Cruzar pelo pit lane

Vlt.	Tempo	Inter. 1	Inter. 2	Inter. 3	km/h	Decorrido	Vlt.	Tempo	Inter. 1	Inter. 2	Inter. 3	km/h	Decorrido
<b>69</b>	<b>André Correia</b> André Correia						3	1:48.101	23.468	28.124	56.509	138.6	5:52.229
1	7:08.097	5:38.827	31.135	58.135	35.0	7:08.097	4	1:47.977	23.402	28.159	56.416	138.8	7:40.206
2	1:51.062	23.972	29.310	57.780	134.9	8:59.159	5	1:55.629B	23.444	28.330	1:03.855	129.6	9:35.835
3	2:20.274B	24.110	33.255	1:22.909	106.8	11:19.433	6	6:42.531	5:16.594	29.206	56.731	37.2	16:18.366
4	3:19.108	1:51.886	29.887	57.335	75.3	14:38.541	7	<b>1:47.992</b>	23.523	28.208	<b>56.261</b>	138.8	18:06.358
5	1:49.148	24.076	28.664	<b>56.408</b>	137.3	16:27.689	8	1:48.035	23.363	28.270	56.402	138.7	19:54.393
6	1:49.735	24.493	28.620	56.622	136.6	18:17.424	9	1:47.715	23.347	<b>28.062</b>	56.306	139.1	21:42.108
7	<b>1:48.986</b>	23.749	28.391	56.846	137.5	20:06.410	10	1:53.850B	<b>23.309</b>	28.180	1:02.361	131.6	23:35.958
8	2:07.190B	23.853	28.552	1:14.785	117.8	22:13.600	11	14:15.233	...	30.264	1:01.382	17.5	37:51.191
9	4:58.543	3:17.653	35.453	1:05.437	50.2	27:12.143	12	1:51.788	25.059	29.008	57.721	134.1	39:42.979
10	1:49.463	23.735	28.721	57.007	136.9	29:01.606	13	1:52.462	24.776	28.866	58.820	133.3	41:35.441
11	1:50.007	24.407	<b>28.261</b>	57.339	136.2	30:51.613	14	1:51.337	24.164	28.822	58.351	134.6	43:26.778
12	2:02.039B	24.002	28.562	1:09.475	122.8	32:53.652	15	1:52.426	26.183	28.950	57.293	133.3	45:19.204
13	4:29.277	2:59.237	31.681	58.359	55.7	37:22.929	16	1:49.491	23.966	28.632	56.893	136.9	47:08.695
14	1:49.472	24.003	28.562	56.907	136.9	39:12.401	17	1:48.315	23.464	28.309	56.542	138.4	48:57.010
15	1:51.024	23.860	29.875	57.289	135.0	41:03.425	18	2:27.814B	27.399	32.142	1:28.273	101.4	51:24.824
16	1:52.241	24.038	31.217	56.986	133.5	42:55.666							
17	2:10.933B	<b>23.712</b>	28.660	1:18.561	114.5	45:06.599							

Vlt.	Tempo	Inter. 1	Inter. 2	Inter. 3	km/h	Decorrido
<b>74</b>	<b>Miguel Ferreira</b> Miguel Ferreira					
1	8:01.538	6:33.246	30.588	57.704	31.1	8:01.538
2	2:04.367B	<b>23.076</b>	28.428	1:12.863	120.5	10:05.905
3	4:42.354	3:10.361	30.180	1:01.813	53.1	14:48.259
4	1:49.129	23.745	28.409	<b>56.975</b>	137.3	16:37.388
5	1:49.790	23.462	29.154	57.174	136.5	18:27.178
6	1:49.859	23.637	29.053	57.169	136.4	20:17.037
7	1:57.742B	23.280	<b>28.364</b>	1:06.098	127.3	22:14.779
8	2:43.043	1:16.361	29.090	57.592	91.9	24:57.822
9	<b>1:48.996</b>	23.480	28.476	57.040	137.5	26:46.818
10	1:49.233	23.448	28.624	57.161	137.2	28:36.051
11	1:49.283	23.693	28.569	57.021	137.1	30:25.334
12	1:49.671	23.277	28.906	57.488	136.7	32:15.005
13	1:50.008	23.649	28.899	57.460	136.2	34:05.013
14	1:58.145B	23.464	28.867	1:05.814	126.9	36:03.158

Vlt.	Tempo	Inter. 1	Inter. 2	Inter. 3	km/h	Decorrido
<b>77</b>	<b>Gonçalo Nobre da Veiga</b> Gonçalo Nobre da Veiga					
1	8:00.813	6:32.400	30.882	57.531	31.2	8:00.813
2	2:03.171B	23.098	28.184	1:11.889	121.7	10:03.984
3	4:46.108	3:14.721	31.077	1:00.310	52.4	14:50.092
4	1:47.963	23.086	<b>28.032</b>	56.845	138.8	16:38.055
5	<b>1:47.295</b>	<b>23.035</b>	28.357	<b>55.903</b>	139.7	18:25.350
6	1:58.020B	23.300	28.269	1:06.451	127.0	20:23.370
7	4:30.315	3:05.359	28.554	56.402	55.4	24:53.685
8	1:48.672	23.739	28.507	56.426	137.9	26:42.357
9	1:48.655	23.393	28.592	56.670	137.9	28:31.012
10	1:48.893	23.577	28.531	56.785	137.6	30:19.905
11	1:50.148	23.963	28.892	57.293	136.1	32:10.053
12	1:58.078B	23.473	28.577	1:06.028	126.9	34:08.131

Vlt.	Tempo	Inter. 1	Inter. 2	Inter. 3	km/h	Decorrido
<b>83</b>	<b>Pedro Reis Ferreira</b> Pedro Reis Ferreira					
1	2:15.705	48.685	29.423	57.597	110.4	2:15.705
2	1:48.423	23.441	28.449	56.533	138.2	4:04.128