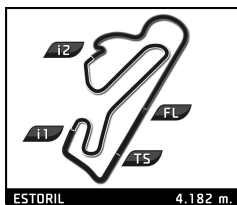


# CATERHAM MOTORSPORT IBERIA CIRCUITO ESTORIL

03/04 JULHO 2026



## CATERHAM MOTORSPORT IBERIA 420R ESTORIL RACING WEEKEND 3 e 4 Julho 2026 PRIVATE 1

Volta a volta

— Volta inválida    ■ Melhor marca pessoal    ■ Melhor da sessão    B Cruzar pelo pit lane

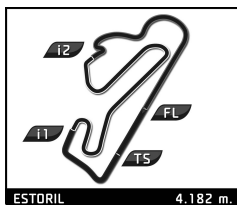
Vlt.	Tempo	Inter. 1	Inter. 2	Inter. 3	km/h	Decorrido	Vlt.	Tempo	Inter. 1	Inter. 2	Inter. 3	km/h	Decorrido	
<b>3</b>	<b>David Saraiva</b> PRT						15	1:47.339	23.052	28.480	55.807	139.6	36:40.279	
	David Saraiva						16	1:47.535	22.987	28.384	56.164	139.4	38:27.814	
	1	3:11.339B	1:28.404	30.008	1:12.927	78.3	17	1:47.033	<b>22.958</b>	28.413	55.662	140.0	40:14.847	
	2	3:10.247	1:24.384	48.432	57.431	78.8	18	1:47.054	23.066	28.319	55.669	140.0	42:01.901	
	3	1:48.870	23.702	28.829	56.339	137.7	19	1:46.943	23.110	28.340	55.493	140.1	43:48.844	
	4	1:49.803	23.875	28.995	56.933	136.5	20	1:55.798B	22.984	28.350	1:04.464	129.4	45:44.642	
	5	1:49.451	24.339	28.583	56.529	136.9								
	6	1:48.190	<b>23.049</b>	28.740	56.401	138.5								
	7	1:57.956B	23.325	28.965	1:05.666	127.1								
	8	4:45.019	3:08.409	37.822	58.788	52.6								
	9	1:48.201	23.290	28.639	56.272	138.5								
	10	1:48.350	23.418	28.676	56.256	138.3								
	11	<b>1:47.605</b>	23.252	28.362	55.991	139.3								
	12	1:47.815	23.296	28.734	<b>55.785</b>	139.0								
	13	1:48.154	23.360	28.712	56.082	138.6								
	14	1:57.743B	23.255	28.649	1:05.839	127.3								
	15	7:54.379	5:56.121	41.232	1:17.026	31.6								
	16	1:47.838	23.271	28.393	56.174	139.0								
	17	1:48.141	23.480	<b>28.309</b>	56.352	138.6								
	18	1:48.640	23.750	28.498	56.392	137.9								
	19	1:59.324	23.269	29.104	1:06.951	125.6								
	20	2:00.582B	24.148	29.026	1:07.408	124.3								
<b>4</b>	<b>Pedro Salvador</b>													
	Pedro Salvador													
	1	6:21.274	4:53.579	30.361	57.334	39.3								
	2	1:50.615	23.649	29.916	57.050	135.5								
	3	<b>1:48.522</b>	23.720	28.733	<b>56.069</b>	138.1								
	4	1:49.110	23.456	28.731	56.923	137.4								
	5	1:58.753B	25.346	29.094	1:04.313	126.2								
	6	4:18.864	2:48.736	32.030	58.098	57.9								
	7	1:48.827	23.311	28.971	56.545	137.7								
	8	2:00.029	<b>23.436</b>	28.868	1:07.725	124.9								
	9	2:14.396B	29.669	32.607	1:12.120	111.5								
	10	15:03.725	...	30.721	1:05.817	16.6								
	11	1:49.108	23.541	28.725	56.842	137.4								
	12	1:49.420	23.936	28.939	56.545	137.0								
	13	1:50.439	23.775	28.944	57.720	135.7								
	14	2:01.819B	23.474	<b>28.592</b>	1:09.753	123.0								
<b>6</b>	<b>J. J. Oliveira</b>													
	J. J. Oliveira													
	1	2:55.567	1:27.637	30.110	57.820	85.4								
	2	1:48.198	23.472	28.298	56.428	138.5								
	3	1:47.407	23.294	28.269	55.844	139.5								
	4	1:47.307	23.081	28.228	55.998	139.7								
	5	1:47.452	23.041	<b>28.221</b>	56.190	139.5								
	6	1:52.509	23.437	32.311	56.761	133.2								
	7	1:47.810	23.280	28.357	56.173	139.0								
	8	<b>1:46.829</b>	23.115	28.279	<b>55.435</b>	140.3								
	9	1:47.150	22.967	28.366	55.817	139.9								
	10	2:04.413B	23.108	32.745	1:08.560	120.5								
	11	10:06.834	8:41.946	28.809	56.079	24.7								
	12	1:47.303	23.074	28.444	55.785	139.7								
	13	1:47.187	22.996	28.350	55.841	139.8								
	14	1:46.974	22.992	28.328	55.654	140.1								
<b>10</b>	<b>João Pedro Campos Costa</b>													
	João Pedro Campos Costa													
	1	8:12.579												
	2	<b>1:48.688</b>	23.706	<b>28.592</b>	56.390	137.9								
	3	1:49.132	23.585	28.714	56.833	137.3								
	4	1:49.405	23.561	29.083	56.761	137.0								
	5	1:58.385B	23.521	29.002	1:05.862	126.6								
	6	3:55.715	2:28.959	29.840	56.916	63.6								
	7	1:49.394	<b>23.400</b>	29.007	56.987	137.0								
	8	1:49.897	23.720	29.044	57.133	136.4								
	9	1:58.759B	23.550	28.930	1:06.279	126.2								
<b>14</b>	<b>Bruno Knudsen</b>													
	Bruno Knudsen													
	1	2:50.111	1:08.638	35.174	1:06.299	88.1								
	2	1:54.796	26.227	30.075	58.494	130.6								
	3	1:48.634	23.471	28.705	56.458	138.0								
	4	1:48.558	23.345	28.764	56.449	138.1								
	5	2:05.774B	23.660	28.937	1:13.177	119.2								
	6	8:43.733	7:04.025	31.760	1:07.948	28.6								
	7	1:55.146	25.838	31.763	57.545	130.2								
	8	1:49.331	23.539	29.021	56.771	137.1								
	9	1:54.565	23.534	29.023	1:02.008	130.8								
	10	1:49.115	23.525	28.726	56.864	137.3								
	11	2:07.538B	23.736	29.475	1:14.327	117.5								
	12	6:47.858	5:18.581	30.742	58.535	36.7								
	13	1:49.324	23.538	28.816	56.970	137.1								
	14	1:50.085	23.668	28.730	57.687	136.1								
	15	1:48.676	23.753	<b>28.616</b>	<b>56.307</b>	137.9								
	16	<b>1:48.447</b>	<b>23.256</b>	28.757	56.434	138.2								
	17	1:50.633	23.360	28.863	58.410	135.5								
	18	2:05.584B	23.505	29.245	1:12.834	119.3								
<b>19</b>	<b>Manuel Canizares</b>													
	Manuel Canizares													
	1	4:10.233	2:41.148	30.309	58.776	59.9								
	2	1:52.759	24.305	<b>29.302</b>	59.152	132.9								
	3	<b>1:51.314</b>	24.173	29.477	<b>57.664</b>	134.6								
	4	2:46.486B	23.987	43.298	1:39.201	90.0								
	5	11:23.757	9:55.638	29.741	58.378	21.9								
	6	1:51.357	<b>23.767</b>	29.736	57.854	134.6								
	7	2:05.044B	23.621	29.433	1:11.990	119.9								
<b>20</b>	<b>Fernando Costa</b>													
	Fernando Costa													
	1	5:19.487B	3:28.960	34.096	1:16.431	46.9								
	2	7:03.617	5:33.125	30.173	1:00.319	35.4								
	3	1:54.146	24.781	29.833	59.532	131.3								
	4	1:53.936	24.293	29.986	59.657	131.5								
	5	2:11.069B	25.369	<b>29.413</b>	1:16.287	114.3								



# CATERHAM MOTORSPORT IBERIA

## CIRCUITO ESTORIL

03/04 JULHO 2026



# CATERHAM MOTORSPORT IBERIA 420R

## ESTORIL RACING WEEKEND 3 e 4 Julho 2026

### PRIVATE 1

Volta a volta

— Volta invalidada ■ Melhor marca pessoal ■ Melhor da sessão B Cruzar pelo pit lane

Vlt.	Tempo	Inter. 1	Inter. 2	Inter. 3	km/h	Decorrido
6	11:07.664	9:36.187	30.919	1:00.558	22.4	29:29.919
7	1:53.632	24.506	30.177	58.949	131.9	31:23.551
8	<b>1:52.541</b>	<b>24.065</b>	29.651	58.825	133.2	33:16.092
9	1:52.776	24.436	29.656	<b>58.684</b>	132.9	35:08.868
10	2:15.605B	26.137	33.878	1:15.590	110.5	37:24.473

### 23 Diogo Costa

Diogo Costa

1	7:29.487	5:36.603	35.716	1:17.168	33.3	7:29.487
2	1:52.103	26.124	28.987	56.992	133.7	9:21.590
3	1:49.654	23.650	29.037	56.967	136.7	11:11.244
4	1:48.546	23.448	28.748	56.350	138.1	12:59.790
5	2:31.544	25.908	45.921	1:19.715	98.9	15:31.334
6	1:50.120	25.952	28.476	<b>55.692</b>	136.1	17:21.454
7	2:00.045B	<b>23.132</b>	28.782	1:08.131	124.8	19:21.499
8	5:30.778	3:36.762	46.838	1:07.178	45.3	24:52.277
9	<b>1:47.469</b>	23.430	28.308	55.731	139.5	26:39.746
10	1:47.865	23.358	<b>28.290</b>	56.217	138.9	28:27.611
11	1:48.759	23.343	28.855	56.561	137.8	30:16.370
12	2:13.381B	23.482	33.074	1:16.825	112.4	32:29.751

### 24 Gustavo Moura

Gustavo Moura

1	4:59.222	3:30.805	30.399	58.018	50.1	4:59.222
2	1:49.809	24.642	28.936	56.231	136.5	6:49.031
3	1:48.937	23.720	28.712	56.505	137.6	8:37.968
4	1:49.055	23.482	28.904	56.669	137.4	10:27.023
5	1:59.647B	24.327	28.973	1:06.347	125.3	12:26.670
6	3:12.323	1:47.634	28.800	55.889	77.9	15:38.993
7	<b>1:47.798</b>	23.390	28.625	<b>55.783</b>	139.0	17:26.791
8	1:48.378	<b>23.270</b>	28.929	56.179	138.3	19:15.169
9	1:48.565	23.704	<b>28.581</b>	56.280	138.0	21:03.734
10	2:18.637B	28.191	35.583	1:14.863	108.1	23:22.371

### 26 Francisco Villar

Francisco Villar

1	2:42.689	1:15.106	29.921	57.662	92.1	2:42.689
2	1:48.871	23.565	28.920	56.386	137.7	4:31.560
3	1:48.198	<b>23.231</b>	28.587	56.380	138.5	6:19.758
4	1:55.845B	23.451	28.732	1:03.662	129.4	8:15.603
5	8:03.361	6:38.502	28.740	<b>56.119</b>	31.0	16:18.964
6	<b>1:48.084</b>	23.306	<b>28.459</b>	56.319	138.7	18:07.048
7	1:48.665	23.593	28.597	56.475	137.9	19:55.713
8	2:03.602B	23.305	29.022	1:11.275	121.3	21:59.315
9	12:29.646	...	32.633	1:05.965	20.0	34:28.961
10	2:02.311	26.391	31.336	1:04.584	122.5	36:31.272
11	2:01.718	25.836	31.091	1:04.791	123.1	38:32.990
12	2:02.771	26.685	31.452	1:04.634	122.1	40:35.761
13	2:05.986	27.393	32.524	1:06.069	119.0	42:41.747
14	2:05.579	26.630	31.344	1:07.605	119.3	44:47.326
15	2:21.597B	26.904	31.071	1:23.622	105.8	47:08.923

### 27 Lourenço Leite

Lourenço Leite

1	6:27.571	5:01.376	29.463	56.732	38.7	6:27.571
2	1:48.355	23.205	28.673	56.477	138.3	8:15.926
3	1:49.747	23.972	28.644	57.131	136.6	10:05.673

Vlt.	Tempo	Inter. 1	Inter. 2	Inter. 3	km/h	Decorrido
4	1:48.144	23.373	28.540	56.231	138.6	11:53.817
5	1:47.835	23.474	<b>28.327</b>	56.034	139.0	13:41.652
6	<b>1:47.516</b>	<b>23.111</b>	28.394	<b>56.011</b>	139.4	15:29.168
7	1:57.756B	24.038	28.827	1:04.891	127.3	17:26.924
8	3:37.431	2:12.138	28.949	56.344	68.9	21:04.355
9	1:48.959	23.469	28.834	56.656	137.5	22:53.314
10	1:57.248	23.750	30.533	1:02.965	127.8	24:50.562
11	1:48.402	23.281	28.770	56.351	138.3	26:38.964
12	1:48.492	23.373	28.770	56.349	138.1	28:27.456
13	1:49.287	23.784	28.742	56.761	137.1	30:16.743
14	1:56.012B	23.363	28.688	1:03.961	129.2	32:12.755

### 28 Daniel Ferreira

Daniel Ferreira

1	2:48.851	1:16.752	30.771	1:01.328	88.8	2:48.851
2	1:50.000	24.171	28.829	57.000	136.2	4:38.851
3	1:48.902	23.739	28.577	56.586	137.6	6:27.753
4	<b>1:48.213</b>	23.417	<b>28.357</b>	56.439	138.5	8:15.966
5	1:50.139	23.724	28.923	57.492	136.1	10:06.105
6	1:57.067B	23.579	28.895	1:04.593	128.0	12:03.172
7	4:47.159	3:21.436	29.045	56.678	52.2	16:50.331
8	1:49.176	23.780	28.684	56.712	137.3	18:39.507
9	1:50.157	24.336	28.878	56.943	136.0	20:29.664
10	1:49.048	23.851	28.730	56.467	137.4	22:18.712
11	1:48.324	23.561	28.726	<b>56.037</b>	138.4	24:07.036
12	1:58.316B	23.395	28.555	1:06.366	126.7	26:05.352
13	5:58.540B	4:19.934	29.593	1:09.013	41.8	32:03.892
14	7:08.769	5:36.013	28.675	1:04.081	35.0	39:12.661
15	1:47.952	23.170	28.367	56.415	138.8	41:00.613
16	1:48.734	23.527	28.555	56.652	137.8	42:49.347
17	1:48.482	<b>23.243</b>	28.780	56.459	138.2	44:37.829
18	1:58.097B	23.516	28.652	1:05.929	126.9	46:35.926

### 33 Tiago Loureiro

Tiago Loureiro

1	3:17.119	1:38.643	36.549	1:01.927	76.0	3:17.119
2	2:03.889B	23.971	28.671	1:11.247	121.0	5:21.008
3	4:37.873	2:39.782	48.972	1:09.119	53.9	9:58.881
4	1:48.723	<b>23.334</b>	28.605	56.784	137.8	11:47.604
5	1:48.643	23.460	<b>28.598</b>	56.585	137.9	13:36.247
6	1:56.876	27.054	33.323	56.499	128.2	15:33.123
7	<b>1:48.537</b>	23.468	28.676	<b>56.393</b>	138.1	17:21.660
8	1:49.632	23.592	28.978	57.062	136.7	19:11.292
9	2:18.152B	25.230	31.322	1:21.600	108.5	21:29.444
10	17:47.143	...	31.642	1:02.425	14.0	39:16.587
11	2:10.535B	27.428	32.641	1:10.466	114.8	41:27.122

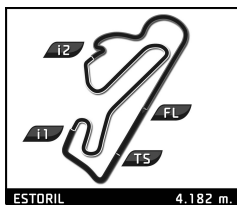
### 51 Átila Abreu

Átila Abreu

1	8:07.370	6:30.521	33.425	1:03.424	30.8	8:07.370
2	1:59.773	28.834	30.159	1:00.780	125.1	10:07.143
3	1:50.859	24.101	28.926	57.832	135.2	11:58.002
4	1:50.472	23.922	28.942	57.608	135.7	13:48.474
5	<b>1:50.135</b>	<b>23.500</b>	29.086	57.549	136.1	15:38.609
6	2:01.982B	23.975	<b>28.744</b>	1:09.263	122.9	17:40.591
7	5:49.423	4:22.809	29.126	<b>57.488</b>	42.9	23:30.014
8	1:50.168	23.560	28.970	57.638	136.0	25:20.182

# CATERHAM MOTORSPORT IBERIA CIRCUITO ESTORIL

03/04 JULHO 2026



## CATERHAM MOTORSPORT IBERIA 420R ESTORIL RACING WEEKEND 3 e 4 Julho 2026 PRIVATE 1

Volta a volta

— Volta invalidada ■ Melhor marca pessoal ■ Melhor da sessão B Cruzar pelo pit lane

Vlt.	Tempo	Inter. 1	Inter. 2	Inter. 3	km/h	Decorrido	Vlt.	Tempo	Inter. 1	Inter. 2	Inter. 3	km/h	Decorrido
9	1:50.716	23.684	29.042	57.990	135.4	27:10.898	10	2:01.496B	23.443	29.135	1:08.918	123.4	24:20.758
10	2:03.760B	23.622	29.912	1:10.226	121.1	29:14.658	11	3:55.374	1:55.564	41.016	1:18.794	63.7	28:16.132

52 Breno Arruda						
Breno Arruda						
1	4:54.403	3:18.542	32.222	1:03.639	50.9	4:54.403
2	1:53.610	24.164	29.627	59.819	131.9	6:48.013
3	1:53.880	24.647	29.735	59.498	131.6	8:41.893
4	1:52.214	24.090	29.434	58.690	133.6	10:34.107
5	1:52.278	24.277	29.414	58.587	133.5	12:26.385
6	1:52.338	24.163	29.555	58.620	133.4	14:18.723
7	1:52.403	24.209	29.400	58.794	133.3	16:11.126
8	2:06.130B	24.204	29.328	1:12.598	118.8	18:17.256
9	5:48.475	4:19.645	29.998	58.832	43.0	24:05.731
10	1:51.359	24.014	29.147	58.198	134.6	25:57.090
11	1:51.814	24.277	29.278	58.259	134.0	27:48.904
12	2:07.864B	24.014	29.129	1:14.721	117.2	29:56.768

55 António Areal						
António Areal						
1	10:45.681B	8:39.663	32.175	1:33.843	23.2	10:45.681
2	4:00.321	2:26.631	31.238	1:02.452	62.4	14:46.002
3	1:56.754	25.418	30.753	1:00.583	128.4	16:42.756
4	1:54.433	24.797	30.429	59.207	131.0	18:37.189
5	1:54.318	24.664	30.000	59.654	131.1	20:31.507
6	2:14.531	24.089	29.876	1:20.566	111.4	22:46.038
7	2:05.616	31.616	30.232	1:03.768	119.3	24:51.654
8	1:52.097	24.550	29.463	58.084	133.7	26:43.751
9	1:52.155	24.240	29.619	58.296	133.6	28:35.906
10	2:19.042	24.392	38.702	1:15.948	107.8	30:54.948
11	2:07.066B	24.217	29.523	1:13.326	117.9	33:02.014
12	5:31.190	3:44.776	39.400	1:07.014	45.3	38:33.204
13	1:52.154	23.928	29.768	58.458	133.6	40:25.358
14	2:01.008	30.471	32.985	57.552	123.8	42:26.366
15	1:51.510	23.784	29.673	58.053	134.4	44:17.876
16	2:12.679B	26.198	30.827	1:15.654	113.0	46:30.555

57 Bernardo Bello						
Bernardo Bello						
1	7:57.695	6:29.867	29.968	57.860	31.4	7:57.695
2	2:09.487	23.838	40.342	1:05.307	115.7	10:07.182
3	1:49.338	23.513	28.932	56.893	137.1	11:56.520
4	1:49.875	23.626	29.360	56.889	136.4	13:46.395
5	1:49.245	23.630	29.012	56.603	137.2	15:35.640
6	1:59.789B	23.588	29.220	1:06.981	125.1	17:35.429

61 José João Magalhães						
José João Magalhães						
1	7:30.381	5:38.311	36.406	1:15.664	33.3	7:30.381
2	1:53.696	26.894	29.149	57.653	131.8	9:24.077
3	1:49.965	23.632	28.988	57.345	136.3	11:14.042
4	1:49.678	23.500	28.956	57.222	136.6	13:03.720
5	1:49.955	23.593	29.169	57.193	136.3	14:53.675
6	1:57.424	28.690	31.837	56.897	127.6	16:51.099
7	1:48.592	23.423	28.656	56.513	138.0	18:39.691
8	1:50.026	23.868	29.183	56.975	136.2	20:29.717
9	1:49.545	24.120	28.811	56.614	136.8	22:19.262

62 J. J. Magalhães						
J. J. Magalhães						
1	6:04.307	4:29.818	30.692	1:03.797	41.1	6:04.307
2	1:48.942	23.851	28.393	56.698	137.6	7:53.249
3	1:48.420	23.544	28.686	56.190	138.2	9:41.669
4	2:06.940B	24.280	30.025	1:12.635	118.1	11:48.609
5	28:47.074	...	29.888	57.152	8.7	40:35.683
6	1:50.015	23.802	28.999	57.214	136.2	42:25.698
7	1:58.342	23.696	29.140	1:05.506	126.6	44:24.040
8	2:03.259	35.873	30.595	56.791	121.6	46:27.299
9	1:49.429	23.589	29.031	56.809	137.0	48:16.728
10	2:05.619B	23.591	29.151	1:12.877	119.3	50:22.347

69 André Correia						
André Correia						
1	6:48.230	5:13.557	32.724	1:01.949	36.7	6:48.230
2	1:49.785	23.755	28.963	57.067	136.5	8:38.015
3	2:01.556B	24.079	28.720	1:08.757	123.3	10:39.571
4	6:01.304	4:34.333	29.125	57.846	41.5	16:40.875
5	1:50.050	23.857	29.186	57.007	136.2	18:30.925
6	1:49.854	23.577	29.038	57.239	136.4	20:20.779
7	1:49.582	23.852	28.675	57.055	136.8	22:10.361
8	1:49.634	23.876	28.804	56.954	136.7	23:59.995
9	1:49.128	23.518	28.816	56.794	137.3	25:49.123
10	1:49.633	23.717	28.867	57.049	136.7	27:38.756
11	2:21.060	23.625	35.075	1:22.360	106.2	29:59.816
12	1:49.568	23.727	28.689	57.152	136.8	31:49.384
13	2:03.907B	23.657	28.936	1:11.314	121.0	33:53.291

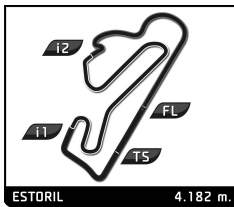
74 Miguel Ferreira						
Miguel Ferreira						
1	8:34.459B	6:49.828	30.486	1:14.145	29.1	8:34.459
2	15:20.612	...	30.239	58.230	16.3	23:55.071
3	1:48.792	23.429	28.455	56.908	137.8	25:43.863
4	1:48.799	23.284	28.490	57.025	137.7	27:32.662
5	1:49.287	23.870	28.605	56.812	137.1	29:21.949
6	1:48.317	23.260	28.333	56.724	138.4	31:10.266
7	1:56.933B	23.519	28.773	1:04.641	128.2	33:07.199
8	4:26.090	3:00.133	29.148	56.809	56.3	37:33.289
9	1:48.898	23.246	28.915	56.737	137.6	39:22.187
10	1:48.585	23.193	28.545	56.847	138.0	41:10.772
11	1:48.722	23.155	28.666	56.901	137.8	42:59.494
12	1:48.654	23.222	28.602	56.830	137.9	44:48.148
13	2:01.219B	23.496	28.661	1:09.062	123.6	46:49.367

77 Gonçalo Nobre da Veiga						
Gonçalo Nobre da Veiga						
1	8:54.467	7:23.225	31.419	59.823	28.0	8:54.467
2	1:50.866	24.375	28.978	57.513	135.2	10:45.333
3	1:48.398	23.463	28.504	56.431	138.3	12:33.731
4	1:47.833	23.302	28.458	56.073	139.0	14:21.564
5	1:49.638	23.009	28.225	58.404	136.7	16:11.202



# CATERHAM MOTORSPORT IBERIA CIRCUITO ESTORIL

03/04 JULHO 2026



## CATERHAM MOTORSPORT IBERIA 420R ESTORIL RACING WEEKEND 3 e 4 Julho 2026 PRIVATE 1

Volta a volta

— Volta invalidada    ■ Melhor marca pessoal    ■ Melhor da sessão    B Cruzar pelo pit lane

Vlt.	Tempo	Inter. 1	Inter. 2	Inter. 3	km/h	Decorrido	Vlt.	Tempo	Inter. 1	Inter. 2	Inter. 3	km/h	Decorrido
6	1:53.944 <b>B</b>	23.346	28.470	1:02.128	131.5	18:05.146							
7	4:00.037	2:33.990	29.616	56.431	62.4	22:05.183							
8	1:48.467	23.184	28.689	56.594	138.2	23:53.650							
9	1:48.198	23.571	28.715	55.912	138.5	25:41.848							
10	1:47.851	23.064	28.624	56.163	139.0	27:29.699							
11	1:48.273	23.435	28.652	56.186	138.4	29:17.972							
12	2:02.260	24.012	34.819	1:03.429	122.6	31:20.232							
13	2:25.516 <b>B</b>	23.347	28.857	1:33.312	103.0	33:45.748							

**83**

**Pedro Reis Ferreira**

Pedro Reis Ferreira

1	2:39.357	1:09.551	30.835	58.971	94.0	2:39.357
2	1:49.754	23.728	28.953	57.073	136.5	4:29.111
3	1:49.434	24.066	28.755	56.613	136.9	6:18.545
4	1:52.248	27.619	28.442	<b>56.187</b>	133.5	8:10.793
5	1:49.348	23.911	28.442	56.995	137.1	10:00.141
6	1:58.530 <b>B</b>	24.195	28.588	1:05.747	126.4	11:58.671
7	4:13.022	2:48.008	28.723	56.291	59.2	16:11.693
8	1:49.143	24.146	28.670	56.327	137.3	18:00.836
9	1:48.547	23.376	28.767	56.404	138.1	19:49.383
10	1:49.048	23.206	28.886	56.956	137.4	21:38.431
11	1:48.800	23.357	28.705	56.738	137.7	23:27.231
12	1:48.324	23.221	28.698	56.405	138.4	25:15.555
13	1:48.116	23.154	28.583	56.379	138.6	27:03.671
14	1:56.511 <b>B</b>	23.231	28.703	1:04.577	128.6	29:00.182
15	10:12.135	8:39.395	28.741	1:03.999	24.5	39:12.317
16	1:49.448	23.099	29.039	57.310	136.9	41:01.765
17	<b>1:47.770</b>	<b>23.016</b>	<b>28.291</b>	56.463	139.1	42:49.535
18	1:54.658	23.484	34.210	56.964	130.7	44:44.193
19	2:02.490 <b>B</b>	23.075	28.327	1:11.088	122.4	46:46.683