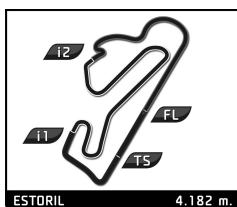


# CATERHAM MOTORSPORT IBERIA

## CIRCUITO ESTORIL

03/04 JULHO 2026



# CATERHAM MOTORSPORT IBERIA 340R /

## ESTORIL RACING WEEKEND 3 e 4 Julho 2026

### RACE 1

Volta a volta

— Volta inválida    ■ Melhor marca pessoal    ■ Melhor da sessão    B Cruzar pelo pit lane

Vlt.	Tempo	Inter. 1	Inter. 2	Inter. 3	km/h	Decorrido
<b>2</b>	<b>Luis Soares</b>					
Luis Soares						
1	2:01.966	31.592	30.868	59.506	122.9	2:01.966
2	1:55.458	24.846	30.018	1:00.594	129.8	3:57.424
3	1:54.547	25.316	29.882	<b>59.349</b>	130.8	5:51.971
4	1:56.011	25.077	30.953	59.981	129.2	7:47.982
5	1:54.705	<b>24.742</b>	30.335	59.628	130.7	9:42.687
6	<b>1:54.353</b>	24.987	<b>29.857</b>	59.509	131.1	11:37.040
7	2:30.532B	25.867	39.821	1:24.844	99.6	14:07.572

Vlt.	Tempo	Inter. 1	Inter. 2	Inter. 3	km/h	Decorrido
<b>7</b>	<b>Vasco Tavares</b>					
Diogo Tavares						
1	1:56.708	28.811	<b>29.650</b>	58.247	128.4	1:56.708
2	1:53.261	24.496	29.772	58.993	132.3	3:49.969
3	1:52.720	24.371	30.107	58.242	133.0	5:42.689
4	1:52.361	<b>24.333</b>	29.673	58.355	133.4	7:35.050
5	1:52.246	24.536	29.659	58.051	133.5	9:27.296
6	<b>1:52.183</b>	24.449	29.696	<b>58.038</b>	133.6	11:19.479
7	1:52.965	24.608	30.093	58.264	132.7	13:12.444
8	1:52.836	24.425	29.764	58.647	132.8	15:05.280
9	1:54.229	24.548	30.959	58.722	131.2	16:59.509
10	1:54.073	24.787	30.080	59.206	131.4	18:53.582
11	1:54.175	24.562	30.825	58.788	131.3	20:47.757

Vlt.	Tempo	Inter. 1	Inter. 2	Inter. 3	km/h	Decorrido
<b>12</b>	<b>Gonçalo Aguiar de Matos</b>					
G2B Motorsport						
1	3:15.745	1:45.627	30.392	59.726	76.6	3:15.745
2	<b>1:54.290</b>	25.114	<b>30.075</b>	<b>59.101</b>	131.1	5:10.035
3	1:56.127	<b>24.652</b>	30.241	1:01.234	129.1	7:06.162
4	2:00.309	26.367	32.959	1:00.983	124.6	9:06.471
5	2:08.014	29.632	31.195	1:07.187	117.1	11:14.485
6	2:23.512	31.841	41.180	1:10.491	104.4	13:37.997
7	2:15.019	30.167	34.378	1:10.474	111.0	15:53.016
8	2:13.851	29.912	33.609	1:10.330	112.0	18:06.867
9	2:14.484	29.339	34.803	1:10.342	111.4	20:21.351
10	2:07.983	28.876	32.827	1:06.280	117.1	22:29.334

Vlt.	Tempo	Inter. 1	Inter. 2	Inter. 3	km/h	Decorrido
<b>17</b>	<b>Diogo Tavares</b>					
Diogo Tavares						
1	1:55.960	27.988	29.300	58.672	129.2	1:55.960
2	1:52.171	25.055	<b>29.156</b>	57.960	133.6	3:48.131
3	1:52.203	<b>24.465</b>	29.395	58.343	133.6	5:40.334
4	1:52.988	25.269	29.881	<b>57.838</b>	132.6	7:33.322
5	1:52.225	24.589	29.438	58.198	133.5	9:25.547
6	1:52.197	24.587	29.409	58.201	133.6	11:17.744
7	1:52.231	24.627	29.449	58.155	133.5	13:09.975
8	1:52.127	24.628	29.431	58.068	133.7	15:02.102
9	<b>1:52.113</b>	24.506	29.269	58.338	133.7	16:54.215
10	1:52.203	24.547	29.421	58.235	133.6	18:46.418
11	1:52.365	24.893	29.347	58.125	133.4	20:38.783

Vlt.	Tempo	Inter. 1	Inter. 2	Inter. 3	km/h	Decorrido
<b>19</b>	<b>Salvador Posser de Andrade</b>					
Salvador Posser de Andrade						
1	1:57.804	29.291	30.031	58.482	127.2	1:57.804
2	<b>1:52.828</b>	24.399	<b>29.531</b>	58.898	132.8	3:50.632
3	1:52.918	24.575	29.873	<b>58.470</b>	132.7	5:43.550

Vlt.	Tempo	Inter. 1	Inter. 2	Inter. 3	km/h	Decorrido
4	2:00.045	30.775	29.844	59.426	124.8	7:43.595
5	1:53.262	<b>24.311</b>	29.680	59.271	132.3	9:36.857
6	1:53.896	24.589	30.251	59.056	131.6	11:30.753
7	1:53.397	24.423	29.948	59.026	132.2	13:24.150
8	1:53.341	24.519	30.097	58.725	132.2	15:17.491
9	1:53.542	24.497	29.943	59.102	132.0	17:11.033
10	1:53.868	24.389	30.544	58.935	131.6	19:04.901
11	1:54.603	24.962	30.134	59.507	130.8	20:59.504

Vlt.	Tempo	Inter. 1	Inter. 2	Inter. 3	km/h	Decorrido
<b>22</b>	<b>Diogo Sousa Coutinho</b>					
CRM Motorsport						
1	2:00.622	30.888	29.897	59.837	124.2	2:00.622
2	2:14.191	24.659	<b>29.543</b>	1:19.989	111.7	4:14.813
3	1:57.359	25.595	30.654	1:01.110	127.7	6:12.172
4	1:55.757	25.382	30.524	59.851	129.5	8:07.929
5	1:55.144	25.058	30.422	59.664	130.2	10:03.073
6	1:54.781	24.975	30.147	59.659	130.6	11:57.854
7	1:54.903	24.879	30.173	59.851	130.4	13:52.757
8	<b>1:54.354</b>	<b>24.752</b>	30.155	<b>59.447</b>	131.1	15:47.111
9	1:54.880	24.825	30.220	59.835	130.5	17:41.991
10	1:55.535	25.309	30.289	59.937	129.7	19:37.526
11	1:55.664	25.014	30.213	1:00.437	129.6	21:33.190

Vlt.	Tempo	Inter. 1	Inter. 2	Inter. 3	km/h	Decorrido
<b>23</b>	<b>Mariana Posser de Andrade</b>					
Mariana Posser de Andrade						
1	1:58.837	29.783	30.528	58.526	126.1	1:58.837
2	1:52.180	24.144	29.931	58.105	133.6	3:51.017
3	1:52.652	24.814	29.802	<b>58.036</b>	133.0	5:43.669
4	1:52.367	24.552	29.703	58.112	133.4	7:36.036
5	1:53.941	24.730	30.483	58.728	131.5	9:29.977
6	1:52.890	24.330	29.715	58.845	132.8	11:22.867
7	1:52.959	24.339	29.808	58.812	132.7	13:15.826
8	<b>1:52.105</b>	24.106	<b>29.632</b>	58.367	133.7	15:07.931
9	1:52.483	24.138	29.802	58.543	133.2	17:00.414
10	1:53.279	24.184	29.769	59.326	132.3	18:53.693
11	1:52.758	<b>24.030</b>	29.850	58.878	132.9	20:46.451

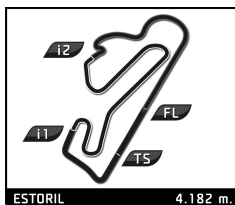
Vlt.	Tempo	Inter. 1	Inter. 2	Inter. 3	km/h	Decorrido
<b>26</b>	<b>Tomás Gomes</b>					
César Gomes						
1	1:55.933	28.167	29.609	58.157	129.3	1:55.933
2	<b>1:51.934</b>	24.487	29.362	58.085	133.9	3:47.867
3	1:52.566	25.011	29.502	58.053	133.1	5:40.433
4	1:52.787	25.004	29.674	58.109	132.9	7:33.220
5	1:52.678	25.219	29.351	58.108	133.0	9:25.898
6	1:52.168	<b>24.457</b>	29.721	<b>57.990</b>	133.6	11:18.066
7	1:52.195	24.729	<b>29.309</b>	58.157	133.6	13:10.261
8	1:52.552	24.894	29.346	58.312	133.2	15:02.813
9	1:59.690	24.552	32.467	1:02.671	125.2	17:02.503

Vlt.	Tempo	Inter. 1	Inter. 2	Inter. 3	km/h	Decorrido
<b>32</b>	<b>Rafael Antunes</b>					
Rafael Antunes						
1	1:57.412	29.037	29.660	58.715	127.6	1:57.412
2	1:52.871	<b>24.311</b>	29.888	58.672	132.8	3:50.283
3	<b>1:52.800</b>	24.596	<b>29.566</b>	<b>58.638</b>	132.9	5:43.083
4	1:52.991	24.473	29.680	58.838	132.6	7:36.074
5	1:58.865	24.454	35.608	58.803	126.1	9:34.939
6	1:53.112	24.413	29.920	58.779	132.5	11:28.051



# CATERHAM MOTORSPORT IBERIA CIRCUITO ESTORIL

03/04 JULHO 2026



## CATERHAM MOTORSPORT IBERIA 340R / ESTORIL RACING WEEKEND 3 e 4 Julho 2026 RACE 1

Volta a volta

— Volta invalidada ■ Melhor marca pessoal ■ Melhor da sessão B Cruzar pelo pit lane

Vlt.	Tempo	Inter. 1	Inter. 2	Inter. 3	km/h	Decorrido
7	1:53.315	24.648	29.767	58.900	132.3	13:21.366
8	1:53.975	25.028	29.904	59.043	131.5	15:15.341
9	1:53.451	24.393	30.045	59.013	132.1	17:08.792
10	1:54.052	24.690	29.922	59.440	131.4	19:02.844
11	1:53.853	24.798	29.722	59.333	131.6	20:56.697

**35**

**Guilherme Antão**

Guilherme Antão

1	1:59.141	29.447	30.316	59.378	125.8	1:59.141
2	<b>1:52.680</b>	<b>24.444</b>	<b>29.860</b>	<b>58.376</b>	133.0	3:51.821
3	1:53.746	24.559	30.090	59.097	131.8	5:45.567
4	1:54.962	25.113	30.555	59.294	130.4	7:40.529
5	1:55.323	24.730	30.585	1:00.008	130.0	9:35.852
6	1:56.142	25.360	30.985	59.797	129.0	11:31.994
7	1:55.749	25.281	30.667	59.801	129.5	13:27.743
8	1:56.731	25.433	31.316	59.982	128.4	15:24.474
9	1:55.652	25.420	30.549	59.683	129.6	17:20.126
10	1:55.820	25.350	30.775	59.695	129.4	19:15.946
11	1:55.414	25.436	30.494	59.484	129.9	21:11.360

**38**

**Hugo Antão**

Hugo Antão

1	2:00.970	30.123	31.058	59.789	123.9	2:00.970
2	1:55.142	25.088	<b>29.668</b>	1:00.386	130.2	3:56.112
3	1:53.663	24.723	30.139	58.801	131.9	5:49.775
4	1:54.529	25.513	30.051	58.965	130.9	7:44.304
5	1:53.440	25.015	29.839	58.586	132.1	9:37.744
6	1:54.979	24.692	30.077	1:00.210	130.3	11:32.723
7	1:55.873	25.262	30.653	59.958	129.3	13:28.596
8	1:54.020	25.474	30.317	<b>58.229</b>	131.4	15:22.616
9	1:53.973	24.534	30.021	59.418	131.5	17:16.589
10	1:54.131	24.859	29.989	59.283	131.3	19:10.720
11	<b>1:53.110</b>	<b>24.490</b>	29.749	58.871	132.5	21:03.830

**46**

**Ricardo Filipe**

Ricardo Filipe

1	1:56.378	28.389	29.918	<b>58.071</b>	128.8	1:56.378
2	1:53.459	25.124	29.488	58.847	132.1	3:49.837
3	<b>1:51.753</b>	24.243	<b>29.403</b>	58.107	134.1	5:41.590
4	1:59.853	24.244	37.220	58.389	125.0	7:41.443
5	1:52.379	24.149	29.899	58.331	133.4	9:33.822
6	1:52.673	24.381	29.772	58.520	133.0	11:26.495
7	1:52.661	24.127	29.713	58.821	133.0	13:19.156
8	1:53.144	<b>23.969</b>	30.445	58.730	132.5	15:12.300
9	1:59.115	24.667	35.039	59.409	125.8	17:11.415
10	1:54.918	24.518	31.449	58.951	130.4	19:06.333
11	1:53.555	24.198	30.749	58.608	132.0	20:59.888

**48**

**Eurico Fonseca**

PRT

CRM Motorsport

1	2:03.024	31.361	<b>31.033</b>	<b>1:00.630</b>	121.8	2:03.024
2	2:17.605B	<b>25.766</b>	40.044	1:11.795	108.9	4:20.629

**52**

**Pedro Ramos**

Pedro Ramos

1	2:00.470	29.572	30.505	1:00.393	124.4	2:00.470
2	1:54.903	24.568	29.616	1:00.719	130.4	3:55.373

Vlt.	Tempo	Inter. 1	Inter. 2	Inter. 3	km/h	Decorrido
3	1:53.968	24.746	30.043	59.179	131.5	5:49.341
4	1:54.247	24.774	29.939	59.534	131.2	7:43.588
5	<b>1:52.520</b>	24.668	<b>29.362</b>	58.490	133.2	9:36.108
6	1:52.074	24.069	29.827	<b>58.178</b>	133.7	11:28.182
7	1:53.184	<b>24.054</b>	29.946	59.184	132.4	13:21.366
8	1:53.875	25.235	29.976	58.664	131.6	15:15.241
9	1:53.984	24.798	29.911	59.275	131.5	17:09.225
10	1:53.624	24.637	29.552	59.435	131.9	19:02.849
11	1:53.814	24.684	29.904	59.226	131.7	20:56.663

**55**

**Mário Neto**

PRT

Mário Neto

1	2:00.535	29.750	30.299	1:00.486	124.3	2:00.535
2	1:55.184	25.250	29.854	1:00.080	130.1	3:55.719
3	1:53.972	24.855	29.978	59.139	131.5	5:49.691
4	1:54.582	25.087	30.143	59.352	130.8	7:44.273
5	<b>1:53.252</b>	24.448	30.051	58.753	132.3	9:37.525
6	1:55.170	<b>24.255</b>	30.943	59.972	130.1	11:32.695
7	1:55.855	25.480	30.567	59.808	129.4	13:28.550
8	1:54.140	25.004	30.125	59.011	131.3	15:22.690
9	1:54.036	24.741	29.851	59.444	131.4	17:16.726
10	1:54.065	24.998	<b>29.728</b>	59.339	131.4	19:10.791
11	1:53.304	24.827	29.799	<b>58.678</b>	132.3	21:04.095

**77**

**Miguel Carmo**

Miguel Carmo

1	2:00.610	30.083	30.461	1:00.066	124.3	2:00.610
2	1:55.076	24.864	<b>29.601</b>	1:00.611	130.2	3:55.686
3	1:53.449	<b>24.070</b>	30.086	59.293	132.1	5:49.135
4	1:53.715	25.353	29.906	58.456	131.8	7:42.850
5	1:53.156	24.458	29.728	58.970	132.4	9:36.006
6	1:57.592	24.550	32.893	1:00.149	127.4	11:33.598
7	1:57.702	24.831	32.260	1:00.611	127.3	13:31.300
8	1:55.956	25.004	30.941	1:00.011	129.2	15:27.256
9	1:55.771	25.279	30.800	59.692	129.5	17:23.027
10	1:55.595	25.383	30.653	59.559	129.6	19:18.622
11	<b>1:52.979</b>	24.768	29.827	<b>58.384</b>	132.7	21:11.601

**84**

**Abílio Justo**

Abílio Justo

1	1:55.950	27.809	29.553	58.588	129.3	1:55.950
2	1:51.863	24.897	<b>29.149</b>	57.817	134.0	3:47.813
3	1:52.639	25.323	29.341	57.975	133.1	5:40.452
4	1:53.005	25.298	30.217	<b>57.490</b>	132.6	7:33.457
5	1:52.706	24.714	29.512	58.480	133.0	9:26.163
6	1:52.032	24.487	29.567	57.978	133.8	11:18.195
7	1:52.374	24.835	29.561	57.978	133.4	13:10.569
8	1:52.054	24.378	29.462	58.214	133.7	15:02.623
9	1:52.152	24.441	29.395	58.316	133.6	16:54.775
10	<b>1:52.027</b>	<b>24.295</b>	29.533	58.199	133.8	18:46.802
11	1:52.640	24.686	29.642	58.312	133.1	20:39.442

**97**

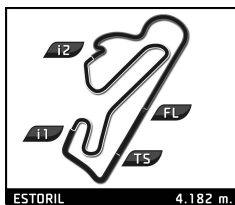
**Guilherme Aguiar de Matos**

Guilherme Aguiar de Matos

1	1:58.334	29.075	30.193	59.066	126.6	1:58.334
2	1:52.587	24.402	29.729	58.456	133.1	3:50.921
3	1:52.632	24.591	29.873	<b>58.168</b>	133.1	5:43.553

# CATERHAM MOTORSPORT IBERIA CIRCUITO ESTORIL

03/04 JULHO 2026



## CATERHAM MOTORSPORT IBERIA 340R / ESTORIL RACING WEEKEND 3 e 4 Julho 2026 RACE 1

Volta a volta

— Volta invalidada    ■ Melhor marca pessoal    ■ Melhor da sessão    B Cruzar pelo pit lane

Vlt.	Tempo	Inter. 1	Inter. 2	Inter. 3	km/h	Decorrido	Vlt.	Tempo	Inter. 1	Inter. 2	Inter. 3	km/h	Decorrido
4	1:53.162	25.083	29.620	58.459	132.4	7:36.715							
5	1:53.371	24.409	30.294	58.668	132.2	9:30.086							
6	<b>1:52.387</b>	24.681	<b>29.312</b>	58.394	133.3	11:22.473							
7	1:55.133	24.425	29.871	1:00.837	130.2	13:17.606							
8	1:54.023	<b>24.336</b>	30.945	58.742	131.4	15:11.629							
9	1:53.230	24.906	29.609	58.715	132.4	17:04.859							
10	1:53.085	24.569	29.738	58.778	132.5	18:57.944							
11	1:52.772	24.631	29.771	58.370	132.9	20:50.716							