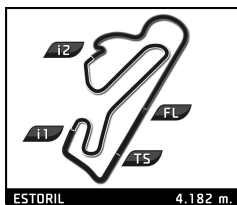



ANPAC START SEASON

CIRCUITO ESTORIL

29 MARÇO 2026



CPV CLÁSSICOS e LEGENDS 1300

ANPAC START SEASON 2026 - Estoril 29 de Março 2026

CORRIDA 2

Volta a volta

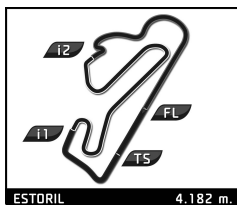

— Volta invalidada ■ Melhor marca pess ■ Melhor da sessão ■ Cruzar pelo pit lane

Vlt.	Tempo	Inter. 1	Inter. 2	Inter. 3	V.Máx	Decorrido	Vlt.	Tempo	Inter. 1	Inter. 2	Inter. 3	V.Máx	Decorrido	
8	Paulo Spinola							11	2:06.885	27.908	34.121	1:04.856	174.0	23:09.933
	Paulo Spinola							12	2:08.142	28.040	34.502	1:05.600	172.7	25:18.075
	Fiat 127							13	2:12.126	29.106	34.652	1:08.368	157.6	27:30.201
1	2:52.636	44.329	43.554	1:24.753	131.0	2:52.636								
2	2:41.075	36.186	42.750	1:22.139	133.2	5:33.711								
3	2:45.337	36.855	44.374	1:24.108	136.7	8:19.048								
4	2:46.357	36.234	45.512	1:24.611	136.2	11:05.405								
5	2:44.975	37.506	43.864	1:23.605	125.2	13:50.380								
6	2:41.169	35.818	42.843	1:22.508	135.5	16:31.549								
7	2:48.693	35.772	44.868	1:28.053	136.0	19:20.242								
8	2:45.320	34.952	44.719	1:25.649	142.9	22:05.562								
9	2:53.057	37.299	46.269	1:29.489	126.5	24:58.619								
10	2:52.974	40.549	44.599	1:27.826	111.5	27:51.593								
13	João Braga													
	João Carlos Alves Braga													
	Datsun 1200													
1	2:19.046	35.569	35.325	1:08.152	163.9	2:19.046								
2	2:10.406	28.258	33.909	1:08.239	168.2	4:29.452								
3	2:08.510	27.724	33.827	1:06.959	171.6	6:37.962								
4	2:06.418	27.721	33.334	1:05.363	182.4	8:44.380								
5	2:05.220	27.609	33.126	1:04.485	183.0	10:49.600								
6	2:06.125	27.215	33.078	1:05.832	179.4	12:55.725								
7	2:05.950	27.160	33.112	1:05.678	180.0	15:01.675								
8	2:05.749	27.223	33.109	1:05.417	179.4	17:07.424								
9	2:07.428	27.626	33.595	1:06.207	178.0	19:14.852								
10	2:06.454	27.379	33.200	1:05.875	179.1	21:21.306								
11	2:06.399	27.377	33.391	1:05.631	178.8	23:27.705								
12	2:07.585	27.962	33.332	1:06.291	177.7	25:35.290								
13	2:07.354	27.779	33.286	1:06.289	172.9	27:42.644								
20	Ricardo Costa													
	Ricardo Costa													
	Fiat Punto 85 S													
1	2:16.867	32.507	35.762	1:08.598	156.3	2:16.867								
2	2:12.892	29.217	35.350	1:08.325	176.8	4:29.759								
3	2:11.281	28.427	35.338	1:07.516	172.4	6:41.040								
4	2:13.510	30.124	35.587	1:07.799	172.4	8:54.550								
5	2:12.436	29.179	35.384	1:07.873	176.3	11:06.986								
6	2:11.730	28.467	35.841	1:07.422	174.9	13:18.716								
7	2:12.040	28.701	35.539	1:07.800	176.8	15:30.756								
8	2:11.566	28.336	35.660	1:07.570	177.1	17:42.322								
9	2:11.498	28.583	35.646	1:07.269	176.3	19:53.820								
10	2:12.714	28.764	35.526	1:08.424	174.9	22:06.534								
11	2:12.419	29.396	35.316	1:07.707	174.9	24:18.953								
12	2:11.956	28.933	35.321	1:07.702	178.8	26:30.909								
25	Jorge Marques													
	Jorge Marques													
	Toyota Startet 1.3 S													
1	2:09.855	30.600	34.426	1:04.829	160.8	2:09.855								
2	2:06.491	27.733	34.334	1:04.424	174.9	4:16.346								
3	2:05.530	27.577	33.866	1:04.087	174.9	6:21.876								
4	2:06.855	27.365	33.906	1:05.584	178.3	8:28.731								
5	2:06.391	28.188	34.251	1:03.952	174.6	10:35.122								
6	2:05.201	27.233	34.164	1:03.804	177.4	12:40.323								
7	2:04.769	27.027	33.875	1:03.867	177.4	14:45.092								
8	2:05.246	27.238	33.813	1:04.195	177.1	16:50.338								
9	2:06.481	27.366	34.217	1:04.898	176.8	18:56.819								
10	2:06.229	27.676	34.246	1:04.307	174.0	21:03.048								
26	Frederico Cruz													
	Frederico Cruz													
	Citroen C 1													
1	2:27.527	36.050	38.073	1:13.404	147.3	2:27.527								
2	2:23.534	30.281	38.457	1:14.796	157.1	4:51.061								
3	2:21.827	30.838	38.126	1:12.863	158.7	7:12.888								
4	2:22.781	30.385	38.491	1:13.905	163.7	9:35.669								
5	2:21.585	30.187	38.005	1:13.393	165.7	11:57.254								
6	2:21.545	30.632	38.093	1:12.820	157.8	14:18.799								
7	2:22.828	31.256	38.202	1:13.370	158.7	16:41.627								
8	2:21.883	30.917	38.115	1:12.851	159.2	19:03.510								
9	2:22.248	30.865	38.343	1:13.040	158.3	21:25.758								
10	2:21.731	30.381	38.724	1:12.626	163.7	23:47.489								
11	2:21.287	30.712	37.943	1:12.632	166.7	26:08.776								
12	2:22.086	30.292	38.133	1:13.661	166.2	28:30.862								
31	Carlos Cruz													
	Carlos Barbosa da Cruz													
	Datsun 1200 Coupé													
1	2:03.791	28.862	32.466	1:02.463	172.9	2:03.791								
2	2:00.911	26.428	32.056	1:02.427	191.2	4:04.702								
3	2:01.010	26.935	31.802	1:02.273	188.6	6:05.712								
4	2:00.857	26.880	31.898	1:02.079	189.9	8:06.569								
5	2:00.611	26.763	31.877	1:01.971	190.9	10:07.180								
6	2:00.049	26.596	31.809	1:01.644	190.9	12:07.229								
7	2:00.694	26.325	32.253	1:02.116	190.3	14:07.923								
8	2:00.948	26.410	32.404	1:02.134	192.6	16:08.871								
9	2:01.773	26.628	32.207	1:02.938	190.6	18:10.644								
10	2:02.711	27.454	31.981	1:03.276	189.0	20:13.355								
11	2:02.730	26.430	32.179	1:04.121	190.6	22:16.085								
12	2:02.166	26.874	32.099	1:03.193	189.6	24:18.251								
13	2:01.965	26.475	31.877	1:03.613	188.6	26:20.216								
45	Daniel Gouveia													
	Daniel Gouveia													
	Fiat Punto 85 S													
1	2:16.469	32.346	35.707	1:08.416	153.0	2:16.469								
2	2:14.317	29.812	35.269	1:09.236	170.8	4:30.786								
3	2:11.247	28.667	35.256	1:07.324	172.9	6:42.033								
4	2:12.081	28.783	35.422	1:07.876	175.1	8:54.114								
5	2:12.290	29.180	35.483	1:07.627	170.5	11:06.404								
6	2:11.772	28.648	35.435	1:07.689	172.1	13:18.176								
7	2:11.805	28.685	35.477	1:07.643	171.6	15:29.981								
8	2:11.780	28.741	35.372											

ANPAC START SEASON

CIRCUITO ESTORIL

29 MARÇO 2026



CPV CLÁSSICOS e LEGENDS 1300

ANPAC START SEASON 2026 - Estoril 29 de Março 2026

CORRIDA 2

Volta a volta

— Volta invalidada ■ Melhor marca pessoal ■ Melhor da sessão ■ Cruzar pelo pit lane

Vlt.	Tempo	Inter. 1	Inter. 2	Inter. 3	V.Máx	Decorrido	Vlt.	Tempo	Inter. 1	Inter. 2	Inter. 3	V.Máx	Decorrido
6	2:12.911	29.001	35.769	1:08.141	172.1	13:21.836	3	2:04.615	27.316	33.518	1:03.781	172.7	6:21.824
7	2:13.276	28.981	36.054	1:08.241	170.0	15:35.112	4	2:06.774	27.940	33.321	1:05.513	176.0	8:28.598
8	2:13.674	29.082	36.275	1:08.317	169.7	17:48.786	5	2:04.329	27.587	32.942	1:03.800	182.1	10:32.927
9	2:13.740	28.932	36.189	1:08.619	169.0	20:02.526	6	2:05.673	27.451	33.327	1:04.895	171.3	12:38.600
10	2:13.704	29.304	36.274	1:08.126	166.2	22:16.230	7	2:03.762	27.227	32.985	1:03.550	175.7	14:42.362
11	2:13.814	28.900	36.161	1:08.753	170.3	24:30.044	8	2:03.319	26.942	33.061	1:03.316	177.1	16:45.681
12	2:13.748	29.215	36.259	1:08.274	169.5	26:43.792	9	2:06.118	27.718	34.522	1:03.878	170.3	18:51.799
							10	2:03.267	27.048	32.950	1:03.269	174.3	20:55.066
							11	2:04.935	27.111	33.192	1:04.632	175.4	23:00.001
							12	2:05.213	27.719	33.396	1:04.098	163.2	25:05.214
							13	2:09.994	28.704	33.419	1:07.871	166.2	27:15.208

50 Pedro Barbosa

Pedro Barbosa Fiat Punto 85 S

1	2:22.265	35.282	37.185	1:09.798	152.2	2:22.265
2	2:14.449	29.170	36.424	1:08.855	170.3	4:36.714
3	2:14.547	29.150	36.318	1:09.079	168.7	6:51.261
4	2:15.676	29.175	36.779	1:09.722	168.2	9:06.937
5	2:15.591	29.512	36.437	1:09.642	164.2	11:22.528
6	2:15.496	29.253	36.623	1:09.620	165.4	13:38.024
7	2:15.546	29.489	36.427	1:09.630	164.4	15:53.570
8	2:15.044	29.100	36.472	1:09.472	165.2	18:08.614
9	2:15.702	30.172	36.369	1:09.161	165.4	20:24.316
10	2:14.921	29.241	36.406	1:09.274	165.4	22:39.237
11	2:14.625	29.222	36.213	1:09.190	165.4	24:53.862
12	2:14.989	29.464	36.337	1:09.188	164.2	27:08.851

51 Afonso Azevedo

João Azevedo Peugeot 107

1	2:27.476	37.366	37.406	1:12.704	144.0	2:27.476
2	2:27.751	30.478	38.119	1:19.154	153.9	4:55.227
3	2:17.493	30.025	37.061	1:10.407	158.7	7:12.720
4	2:18.496	30.995	37.817	1:09.684	162.2	9:31.216
5	2:16.837	29.913	37.238	1:09.686	159.2	11:48.053
6	2:16.124	29.784	36.706	1:09.634	161.3	14:04.177
7	2:17.811	29.815	37.713	1:10.283	161.1	16:21.988
8	2:16.173	29.539	36.602	1:10.032	162.2	18:38.161
9	2:16.784	29.957	37.099	1:09.728	160.8	20:54.945
10	2:17.236	29.987	36.721	1:10.528	159.9	23:12.181
11	2:16.569	29.854	36.872	1:09.843	163.7	25:28.750
12	2:18.944	30.086	36.838	1:12.020	159.2	27:47.694

52 Carolina Martins

Carolina Martins Fiat Punto 85 S

1	2:22.972	36.949	36.555	1:09.468	153.0	2:22.972
2	2:15.971	30.302	36.183	1:09.486	162.2	4:38.943
3	2:15.608	30.068	36.012	1:09.528	168.4	6:54.551
4	2:15.194	29.883	35.811	1:09.500	171.1	9:09.745
5	2:15.904	29.943	36.209	1:09.752	170.3	11:25.649
6	2:15.277	29.660	36.621	1:08.996	171.6	13:40.926
7	2:16.038	29.554	36.691	1:09.793	169.5	15:56.964
8	2:16.475	29.574	36.082	1:10.819	172.7	18:13.439
9	2:16.343	30.238	36.189	1:09.916	172.9	20:29.782
10	2:17.067	30.456	36.618	1:09.993	170.8	22:46.849
11	2:17.139	30.913	36.724	1:09.502	169.0	25:03.988
12	2:16.721	30.529	36.053	1:10.139	165.9	27:20.709

55 João Arantes

João Costa Arantes Toyota Starlet 1.3 S

1	2:12.766	34.688	33.517	1:04.561	167.2	2:12.766
2	2:04.443	27.271	33.554	1:03.618	171.6	4:17.209

78 Daniel Monteiro

Daniel Monteiro Fiat Punto 85 S

1	2:21.461	34.393	36.606	1:10.462	150.9	2:21.461
2	2:14.260	29.652	35.752	1:08.856	170.0	4:35.721
3	2:13.200	29.418	35.488	1:08.294	171.1	6:48.921
4	2:12.921	29.110	35.388	1:08.423	173.2	9:01.842
5	2:12.706	29.387	35.405	1:07.914	171.6	11:14.548
6	2:12.824	29.231	35.479	1:08.114	172.9	13:27.372
7	2:12.357	28.863	35.608	1:07.886	172.1	15:39.729
8	2:12.132	28.913	35.318	1:07.901	171.9	17:51.861
9	2:12.278	28.862	35.462	1:07.954	172.9	20:04.139
10	2:13.441	29.261	35.736	1:08.444	173.2	22:17.580
11	2:12.335	28.782	35.305	1:08.248	174.6	24:29.915
12	2:11.928	28.588	35.675	1:07.665	172.7	26:41.843

80 Luis Silva

Luis Silva Citroen C 1

1	2:28.276	37.988	37.509	1:12.779	150.5	2:28.276
2	2:22.858	30.276	37.655	1:14.927	165.2	4:51.134
3	2:22.279	30.830	38.207	1:13.242	160.1	7:13.413
4	2:22.369	30.596	37.876	1:13.897	167.4	9:35.782
5	2:21.659	30.401	37.703	1:13.555	160.8	11:57.441
6	2:21.517	31.091	37.733	1:12.693	163.2	14:18.958
7	2:22.895	31.712	37.803	1:13.380	162.2	16:41.853
8	2:21.878	31.252	37.676	1:12.950	164.4	19:03.731
9	2:21.738	30.690	38.056	1:12.992	164.4	21:25.469
10	2:21.773	30.714	38.449	1:12.610	161.5	23:47.242
11	2:21.250	30.548	37.989	1:12.713	165.2	26:08.492
12	2:22.454	30.911	37.885	1:13.658	163.4	28:30.946

85 João Batista

Filipe Monteiro Opel Corsa

1	2:11.867	31.050	34.428	1:06.389	155.2	2:11.867
2	2:08.804	27.813	34.616	1:06.375	173.2	4:20.671
3	2:08.718	27.948	34.496	1:06.274	172.4	6:29.389
4	2:09.211	27.883	34.656	1:06.672	173.2	8:38.600
5	2:09.242	28.224	34.369	1:06.649	171.9	10:47.842
6	2:08.879	27.881	34.528	1:06.470	172.4	12:56.721
7	2:08.463	27.620	34.369	1:06.474	174.6	15:05.184
8	2:08.852	27.679	34.536	1:06.637	173.5	17:14.036
9	2:10.391	28.053	34.843	1:07.495	172.7	19:24.427
10	2:10.969	28.454	34.992	1:07.523	172.4	21:35.396
11	2:10.806	28.457	34.669	1:07.680	171.1	23:46.202
12	2:09.921	28.001	34.650	1:07.270	171.9	25:56.123
13	2:13.011	28.477	34.615	1:09.919	170.5	28:09.134