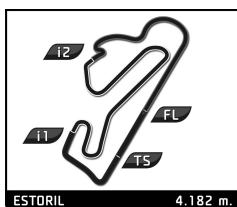


ANPAC START SEASON

CIRCUITO ESTORIL

29 MARÇO 2026



CPV CLÁSSICOS e LEGENDS 1300

ANPAC START SEASON 2026 - Estoril 29 de Março 2026

TREINO CRONOMETRADO

Volta a volta

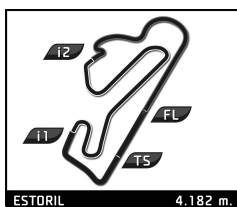
— Volta inválida ■ Melhor marca pessoal ■ Melhor da sessão B Cruzar pelo pit lane

Vlt.	Tempo	Inter. 1	Inter. 2	Inter. 3	km/h	Decorrido	Vlt.	Tempo	Inter. 1	Inter. 2	Inter. 3	km/h	Decorrido
6NV Francisco Marrão Francisco Marrão Datsun 1200							1	2:49.535	57.116	39.501	1:12.918	88.4	2:49.535
1	3:50.745	1:25.559	53.787	1:31.399	64.9	3:50.745	2	2:09.964	29.439	34.649	1:05.876	115.3	4:59.499
2	2:17.067	30.693	36.189	1:10.185	109.3	6:07.812	3	2:20.314 B	27.521	33.660	1:19.133	106.8	7:19.813
3	2:21.906	33.180	37.158	1:11.568	105.6	8:29.718	4	3:13.412	1:32.515	34.596	1:06.301	77.5	10:33.225
4	2:50.836 B	34.428	42.025	1:34.383	87.7	11:20.554	5	2:07.773	27.774	33.836	1:06.163	117.3	12:40.998
5	5:56.834	4:11.666	36.040	1:09.128	42.0	17:17.388	6	2:07.985	27.619	33.858	1:06.508	117.1	14:48.983
6	2:56.385 B	30.118	35.843	1:50.424	85.0	20:13.773	7	2:06.761	27.295	33.485	1:05.981	118.2	16:55.744
							8	2:07.810	27.395	34.041	1:06.374	117.3	19:03.554
							9	2:06.511	27.328	33.536	1:05.647	118.5	21:10.065
							10	2:06.159	27.357	33.514	1:05.288	118.8	23:16.224
							11	2:05.935	27.670	33.497	1:04.768	119.0	25:22.159
8 Paulo Spinola Paulo Spinola Fiat 127													
1	4:10.935	1:55.105	51.213	1:24.617	59.7	4:10.935							
2	2:34.598	33.829	41.359	1:19.410	96.9	6:45.533							
3	2:58.107 B	32.661	47.567	1:37.879	84.1	9:43.640							
4	4:36.327 B				54.2	14:19.967							
9 José Manuel Moreira José Manuel Moreira Toyota Starlet 1.3 S													
1	3:50.424	1:24.052	52.849	1:33.523	65.0	3:50.424							
2	2:42.687	39.206	41.616	1:21.865	92.1	6:33.111							
3	2:25.321	33.408	38.515	1:13.398	103.1	8:58.432							
4	2:17.521	31.288	36.055	1:10.178	109.0	11:15.953							
5	2:14.195	29.155	35.999	1:09.041	111.7	13:30.148							
6	2:16.088	29.121	36.777	1:10.190	110.1	15:46.236							
7	2:27.604 B	29.365	36.786	1:21.453	101.5	18:13.840							
11 Bernardo Kolbe Bernardo Kolbe Fiat Punto 85 S													
1	3:34.461	1:32.944	48.185	1:13.332	69.9	3:34.461							
2	2:13.820	29.247	36.199	1:08.374	112.0	5:48.281							
3	2:13.250	28.781	36.371	1:08.098	112.5	8:01.531							
4	2:13.306	28.786	36.049	1:08.471	112.4	10:14.837							
5	2:26.224 B	28.866	36.275	1:21.083	102.5	12:41.061							
6	3:46.832	2:01.420	36.638	1:08.774	66.1	16:27.893							
7	2:13.714	28.697	36.252	1:08.765	112.1	18:41.607							
8	2:14.128	28.924	36.391	1:08.813	111.7	20:55.735							
9	2:14.439	29.511	36.519	1:08.409	111.5	23:10.174							
10	2:14.512	29.122	36.672	1:08.718	111.4	25:24.686							
12 João Bernardo Silva João Bernardo Silva Fiat Punto 85 S													
1	2:55.248	1:06.548	38.556	1:10.144	85.5	2:55.248							
2	2:12.053	28.306	35.696	1:08.051	113.5	5:07.301							
3	2:11.092	27.872	35.212	1:08.008	114.3	7:18.393							
4	2:10.900	28.137	35.124	1:07.639	114.5	9:29.293							
5	2:11.998	28.288	35.540	1:08.170	113.5	11:41.291							
6	2:11.759	28.143	35.829	1:07.787	113.7	13:53.050							
7	2:22.053 B	28.990	36.070	1:16.993	105.5	16:15.103							
8	3:27.609	1:43.392	35.519	1:08.698	72.2	19:42.712							
9	2:11.817	28.366	35.551	1:07.900	113.7	21:54.529							
10	2:11.766	28.461	35.471	1:07.834	113.7	24:06.295							
11	2:12.025	28.660	35.509	1:07.856	113.5	26:18.320							
20 Ricardo Costa Ricardo Costa Fiat Punto 85 S													
1	2:52.399	57.546	39.470	1:15.383	86.9	2:52.399							
2	2:13.325	28.698	36.306	1:08.321	112.4	5:05.724							
3	2:11.663	28.460	35.534	1:07.669	113.8	7:17.387							
4	2:11.432	28.454	35.423	1:07.555	114.0	9:28.819							
5	2:13.014	29.371	35.699	1:07.944	112.7	11:41.833							
6	2:21.867 B	28.160	35.525	1:18.182	105.6	14:03.700							
7	3:24.509	1:38.507	36.808	1:09.194	73.3	17:28.209							
8	2:14.715	28.730	37.480	1:08.505	111.2	19:42.924							
9	2:11.990	28.558	35.500	1:07.932	113.5	21:54.914							
10	2:25.075	28.382	35.946	1:20.747	103.3	24:19.989							
25 Jorge Marques Jorge Marques Toyota Starlet 1.3 S													
1	2:50.052	1:03.333	39.279	1:07.440	88.1	2:50.052							
2	2:06.348	28.068	33.884	1:04.396	118.6	4:56.400							
3	2:05.734	27.505	34.108	1:04.121	119.2	7:02.134							
4	2:04.875	27.464	33.597	1:03.814	120.0	9:07.009							
5	2:05.489	27.404	33.984	1:04.101	119.4	11:12.498							
6	2:04.899	26.940	34.105	1:03.854	120.0	13:17.397							
7	2:28.740 B	28.634	38.561	1:21.545	100.8	15:46.137							
8	4:18.634	2:34.272	35.886	1:08.476	57.9	20:04.771							
9	2:05.760	27.031	34.586	1:04.143	119.2	22:10.531							
10	3:26.871 B	37.864	44.090	2:04.917	72.4	25:37.402							
26 Frederico Cruz Frederico Cruz Citroen C 1													
1	2:59.274	1:07.481	38.732	1:13.061	83.6	2:59.274							
2	2:20.925	29.921	37.953	1:13.051	106.3	5:20.199							
3	2:20.778	29.989	38.113	1:12.676	106.5	7:40.977							
4	2:20.658	29.936	38.225	1:12.497	106.5	10:01.635							
5	2:27.743	30.031	38.165	1:19.547	101.4	12:29.378							
6	2:23.000	29.952	38.362	1:14.686	104.8	14:52.378							
7	2:22.177	29.867	38.121	1:14.189	105.4	17:14.555							
8	2:20.404	29.908	38.076	1:12.420	106.7	19:34.959							
9	2:20.852	29.861	38.060	1:12.931	106.4	21:55.811							
10	2:19.918	29.719	37.970	1:12.229	107.1	24:15.729							
11	2:20.363	29.953	37.911	1:12.499	106.8	26:36.092							
31 Carlos Cruz Carlos Barbosa da Cruz Datsun 1200 Coupé													
1	20:22.471	...	32.639	1:02.738	12.3	20:22.471							
2	1:59.931	25.931	31.644	1:02.356	125.0	22:22.402							
3	1:59.034	25.815	31.697	1:01.522	125.9	24:21.436							

ANPAC START SEASON

CIRCUITO ESTORIL

29 MARÇO 2026



CPV CLÁSSICOS e LEGENDS 1300

ANPAC START SEASON 2026 - Estoril 29 de Março 2026

TREINO CRONOMETRADO

Volta a volta

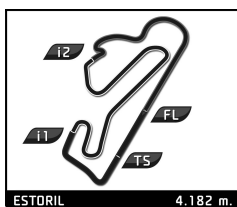
— Volta inválida ■ Melhor marca pessoal ■ Melhor da sessão ■ Cruzar pelo pit lane

Vlt.	Tempo	Inter. 1	Inter. 2	Inter. 3	km/h	Decorrido	Vlt.	Tempo	Inter. 1	Inter. 2	Inter. 3	km/h	Decorrido	
45	Daniel Gouveia							7	2:16.434	29.432	36.111	1:10.891	109.8	18:33.010
	Daniel Gouveia Fiat Punto 85 S							8	2:19.582	29.710	36.568	1:13.304	107.4	20:52.592
	1	3:33.521	1:37.124	43.265	1:13.132	70.2	3:33.521	9	2:14.254	29.146	35.866	1:09.242	111.6	23:06.846
	2	2:13.346	29.272	35.858	1:08.216	112.4	5:46.867	10	2:15.672	28.967	36.638	1:10.067	110.5	25:22.518
	3	2:12.117	28.833	35.451	1:07.833	113.4	7:58.984							
	4	2:11.427	28.573	35.484	1:07.370	114.0	10:10.411							
	5	2:29.570	B 28.367	35.776	1:25.427	100.2	12:39.981							
	6	3:46.761	2:00.837	37.089	1:08.835	66.1	16:26.742							
	7	2:11.057	28.346	35.370	1:07.341	114.4	18:37.799							
	8	2:12.598	28.328	35.473	1:08.797	113.0	20:50.397							
	9	2:11.162	28.509	35.478	1:07.175	114.3	23:01.559							
	10	2:10.815	28.357	35.348	1:07.110	114.6	25:12.374							
49	Nuno Pinheiro													
	Nuno Gonçalo Sampaio Pinheiro Fiat Punto 85 S													
	1	3:32.934	1:29.188	48.878	1:14.868	70.4	3:32.934							
	2	2:14.435	29.502	36.262	1:08.671	111.5	5:47.369							
	3	2:12.520	28.998	35.582	1:07.940	113.1	7:59.889							
	4	2:11.853	28.720	35.561	1:07.572	113.7	10:11.742							
	5	2:12.527	28.533	35.578	1:08.416	113.1	12:24.269							
	6	2:19.607	29.932	36.088	1:13.587	107.3	14:43.876							
	7	2:13.684	28.729	35.840	1:09.115	112.1	16:57.560							
	8	2:11.864	28.601	35.522	1:07.741	113.7	19:09.424							
	9	2:22.327	30.507	37.562	1:14.258	105.3	21:31.751							
	10	2:12.666	28.925	35.832	1:07.909	113.0	23:44.417							
	11	3:01.141	B 32.638	39.868	1:48.635	82.7	26:45.558							
50	Pedro Barbosa													
	Pedro Barbosa Fiat Punto 85 S													
	1	3:33.597	1:29.958	49.174	1:14.465	70.2	3:33.597							
	2	2:16.133	29.822	36.427	1:09.884	110.1	5:49.730							
	3	2:14.502	29.064	36.224	1:09.214	111.4	8:04.232							
	4	2:24.793	B 29.227	37.018	1:18.548	103.5	10:29.025							
	5	3:10.898	1:23.433	36.987	1:10.478	78.5	13:39.923							
	6	2:15.298	29.049	36.653	1:09.596	110.8	15:55.221							
51	Afonso Azevedo													
	João Azevedo Peugeot 107													
	1	3:49.822	1:38.718	46.149	1:24.955	65.2	3:49.822							
	2	2:22.355	32.849	38.123	1:11.383	105.3	6:12.177							
	3	2:18.592	30.330	37.196	1:11.066	108.1	8:30.769							
	4	2:18.005	30.174	37.430	1:10.401	108.6	10:48.774							
	5	2:16.836	29.937	36.775	1:10.124	109.5	13:05.610							
	6	2:17.424	29.711	37.111	1:10.602	109.1	15:23.034							
	7	2:16.158	29.708	36.920	1:09.530	110.1	17:39.192							
	8	2:35.938	B 30.166	37.439	1:28.333	96.1	20:15.130							
	9	6:06.060	B 3:32.523	39.550	1:53.987	40.9	26:21.190							
52	Carolina Martins													
	Carolina Martins Fiat Punto 85 S													
	1	4:30.095	2:03.071	51.694	1:35.330	55.5	4:30.095							
	2	2:30.732	32.705	40.939	1:17.088	99.4	7:00.827							
	3	2:21.779	31.387	37.539	1:12.853	105.7	9:22.606							
	4	2:20.040	30.194	36.650	1:13.196	107.0	11:42.646							
	5	2:16.835	29.533	36.656	1:10.646	109.5	13:59.481							
	6	2:17.095	29.669	36.704	1:10.722	109.3	16:16.576							
55	João Arantes													
	João Costa Arantes Toyota Starlet 1.3 S													
	1	2:46.741	58.580	38.693	1:09.468	89.9	2:46.741							
	2	2:04.727	27.707	33.284	1:03.736	120.2	4:51.468							
	3	2:04.913	26.985	33.284	1:04.644	120.0	6:56.381							
	4	2:25.148	B 27.425	33.287	1:24.436	103.3	9:21.529							
	5	5:38.811	4:02.002	33.411	1:03.398	44.2	15:00.340							
	6	2:02.609	26.542	32.685	1:03.382	122.2	17:02.949							
	7	2:03.196	26.666	32.939	1:03.591	121.7	19:06.145							
	8	2:36.815	B 29.765	35.158	1:31.892	95.6	21:42.960							
78	Daniel Monteiro													
	Daniel Monteiro Fiat Punto 85 S													
	1	3:14.687	1:08.213	49.342	1:17.132	77.0	3:14.687							
	2	2:21.058	31.932	37.598	1:11.528	106.2	5:35.745							
	3	2:17.493	30.931	36.120	1:10.442	109.0	7:53.238							
	4	2:15.330	29.885	36.036	1:09.409	110.7	10:08.568							
	5	2:15.023	29.683	35.834	1:09.506	111.0	12:23.591							
	6	2:14.884	29.651	36.118	1:09.115	111.1	14:38.475							
	7	2:14.151	29.819	35.652	1:08.680	111.7	16:52.626							
	8	2:14.750	29.347	35.918	1:09.485	111.2	19:07.376							
	9	2:13.966	29.882	35.563	1:08.521	111.9	21:21.342							
	10	2:13.805	29.640	35.779	1:08.386	112.0	23:35.147							
	11	2:15.562	29.819	36.020	1:09.723	110.6	25:50.709							
80	Luis Silva													
	Luis Silva Citroen C 1													
	1	3:37.300	1:30.648	51.354	1:15.298	69.0	3:37.300							
	2	2:22.288	30.507	38.118	1:13.663	105.3	5:59.588							
	3	2:20.683	29.905	37.883	1:12.895	106.5	8:20.271							
	4	2:20.088	29.838	37.779	1:12.471	107.0	10:40.359							
	5	2:31.857	30.086	45.381	1:16.390	98.7	13:12.216							
	6	2:24.680	32.562	39.385	1:12.733	103.6	15:36.896							
	7	2:20.695	29.798	37.838	1:13.059	106.5	17:57.591							
	8	2:57.346	34.717	47.169	1:35.460	84.5	20:54.937							
	9	2:19.298	29.707	37.585	1:12.006	107.6	23:14.235							
	10	2:32.854	30.395	37.534	1:24.925	98.0	25:47.089							
85	João Batista													
	Filipe Monteiro Opel Corsa													
	1	2:34.762	40.266	43.425	1:11.071	96.8	2:34.762							
	2	2:11.519	28.713	35.521	1:07.285	114.0	4:46.281							
	3	2:18.450	B 28.576	35.254	1:14.620	108.2	7:04.731							
	4	4:00.383	2:18.023	35.647	1:06.713	62.3	11:05.114							
	5	2:07.872	27.521	34.300	1:06.051	117.2	13:12.986							
	6	2:07.812	27.610	34.338	1:05.864	117.3	15:20.798							
	7	2:07.467	27.660	34.433	1:05.374	117.6	17:28.265							
	8	2:07.073	27.336	34.200	1:05.537	117.9	19:35.338							
	9	2:07.431	27.199	34.391	1:05.841	117.6	21:42.769							
95	Lourenço Bartolomeu													
	Pedro Bartolomeu Seat Ibiza													

ANPAC START SEASON

CIRCUITO ESTORIL

29 MARÇO 2026



CPV CLÁSSICOS e LEGENDS 1300

ANPAC START SEASON 2026 - Estoril 29 de Março 2026

TREINO CRONOMETRADO

Volta a volta

— Volta invalidada ■ Melhor marca pessoal ■ Melhor da sessão B Cruzar pelo pit lane

Vlt.	Tempo	Inter. 1	Inter. 2	Inter. 3	km/h	Decorrido	Vlt.	Tempo	Inter. 1	Inter. 2	Inter. 3	km/h	Decorrido
1	3:50.715	1:40.067	49.796	1:20.852	65.0	3:50.715							
2	2:20.988	28.969	37.054	1:14.965	106.3	6:11.703							
3	2:26.947	35.426	39.614	1:11.907	102.0	8:38.650							
4	2:17.962	29.809	37.281	1:10.872	108.6	10:56.612							