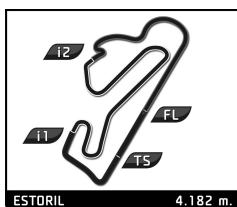



ANPAC START SEASON

CIRCUITO ESTORIL

29 MARÇO 2026



CPV CLÁSSICOS e LEGENDS

ANPAC START SEASON 2026 - Estoril 29 de Março 2026

CORRIDA 2

Volta a volta

— Volta invalidada

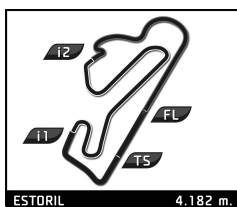

■ Melhor marca pessoal ■ Melhor da sessão B Cruzar pelo pit lane

Vlt.	Tempo	Inter. 1	Inter. 2	Inter. 3	V.Máx	Decorrido	Vlt.	Tempo	Inter. 1	Inter. 2	Inter. 3	V.Máx	Decorrido		
2	Rui Costa	Rui Manuel Lopes Anjos Costa Ford Escort RS 1800						10	2:56.689	37.234	46.358	1:33.097	116.9	28:52.507	
1	1:50.940	25.755	28.823	56.362	192.3	1:50.940	1	1:49.965	25.496	28.218	56.251	191.2	1:49.965		
2	1:47.766	23.230	28.339	56.197	225.7	3:38.706	2	1:48.267	23.037	28.402	56.828	229.0	3:38.232		
3	1:48.318	23.422	28.545	56.351	216.4	5:27.024	3	1:48.333	23.184	28.137	57.012	223.0	5:26.565		
4	1:50.016	23.505	28.510	58.001	222.1	7:17.040	4	1:49.598	23.145	28.213	58.240	229.5	7:16.163		
5	3:54.871	43.844	1:01.141	2:09.886	82.5	11:11.911	5	3:55.126	44.192	1:01.041	2:09.893	81.1	11:11.289		
6	2:36.144	42.587	34.637	1:18.920	75.6	13:48.055	6	2:36.574	42.457	34.656	1:19.461	77.6	13:47.863		
7	1:48.547	23.659	28.611	56.277	229.0	15:36.602	7	1:48.843	24.260	28.480	56.103	227.6	15:36.706		
8	1:48.390	23.582	28.466	56.342	220.8	17:24.992	8	1:47.360	23.017	28.209	56.134	230.0	17:24.066		
9	1:48.425	23.519	28.601	56.305	217.3	19:13.417	9	1:47.511	23.330	28.030	56.151	228.1	19:11.577		
10	2:06.642	24.150	28.714	1:13.778	213.5	21:20.059	10	2:07.853	25.417	28.760	1:13.676	219.4	21:19.430		
11	3:08.922	41.886	1:01.612	1:25.424	105.4	24:28.981	11	3:08.881	41.933	1:01.311	1:25.637	104.8	24:28.311		
12	1:47.603	23.278	28.551	55.774	227.1	26:16.584	12	1:46.994	22.924	27.865	56.205	230.5	26:15.305		
3	João Macedo Silva	João Pedro Macedo Silva Porsche 911 RSR						10	Bruno Santos	Bruno Santos Porsche 911 RSR					
1	2:02.574	34.548	29.165	58.861	179.4	2:02.574	1	1:49.965	25.496	28.218	56.251	191.2	1:49.965		
2	1:51.794	24.232	29.191	58.371	215.6	3:54.368	2	1:48.267	23.037	28.402	56.828	229.0	3:38.232		
3	1:49.418	24.171	28.533	56.714	205.5	5:43.786	3	1:48.333	23.184	28.137	57.012	223.0	5:26.565		
4	1:50.721	24.042	28.626	58.053	209.8	7:34.507	4	1:49.598	23.145	28.213	58.240	229.5	7:16.163		
5	3:39.126	28.958	1:00.816	2:09.352	175.4	11:13.633	5	3:55.126	44.192	1:01.041	2:09.893	81.1	11:11.289		
6	2:36.292	42.610	34.780	1:18.902	85.3	13:49.925	6	2:36.574	42.457	34.656	1:19.461	77.6	13:47.863		
7	1:48.330	23.774	28.456	56.100	217.3	15:38.255	7	1:48.843	24.260	28.480	56.103	227.6	15:36.706		
8	1:47.431	23.411	28.436	55.584	219.4	17:25.686	8	1:47.360	23.017	28.209	56.134	230.0	17:24.066		
9	1:48.200	23.610	28.202	56.388	216.4	19:13.886	9	1:47.511	23.330	28.030	56.151	228.1	19:11.577		
10	2:06.628	24.604	28.429	1:13.595	213.5	21:20.514	10	2:07.853	25.417	28.760	1:13.676	219.4	21:19.430		
11	3:08.544	42.538	1:01.367	1:24.639	100.1	24:29.058	11	3:08.881	41.933	1:01.311	1:25.637	104.8	24:28.311		
12	1:47.703	23.652	28.350	55.701	214.7	26:16.761	12	1:46.994	22.924	27.865	56.205	230.5	26:15.305		
5	Pedro Poças	Pedro Poças Porsche 944						13	Pedro Bartolomeu	Pedro Miguel Dias Frederico Bartolom Renault Spider					
1	2:08.228	33.025	32.414	1:02.789	178.8	2:08.228	1	2:03.192	29.817	31.247	1:02.128	178.5	2:03.192		
2	1:58.970	26.027	31.270	1:01.673	199.9	4:07.198	2	1:57.407	25.513	31.048	1:00.846	205.1	4:00.599		
3	1:59.001	25.167	31.510	1:02.324	220.3	6:06.199	3	1:56.658	25.200	30.711	1:00.747	207.8	5:57.257		
4	2:09.827	25.021	30.907	1:13.899	201.8	8:16.026	4	2:10.262	25.898	31.011	1:13.353	206.7	8:07.519		
5	3:04.854	31.247	33.165	2:00.442	133.5	11:20.880	5	3:10.863	28.884	37.341	2:04.638	157.4	11:18.382		
6	2:37.132	46.600	34.381	1:16.151	65.8	13:58.012	6	2:38.796	44.736	35.346	1:18.714	72.5	13:57.178		
7	2:16.617 B	27.085	31.841	1:17.691	189.6	16:14.629	7	1:57.652	26.713	30.883	1:00.056	196.7	15:54.830		
8	2:27.401	48.442	32.737	1:06.222		18:42.030	8	1:55.057	24.993	30.702	59.362	202.9	17:49.887		
9	2:07.640	26.207	32.578	1:08.855	196.7	20:49.670	9	1:56.054	25.315	30.837	59.902	205.9	19:45.941		
10	3:02.965	1:02.691	42.085	1:18.189	43.2	23:52.635	10	2:02.016	25.473	33.010	1:03.533	206.7	21:47.957		
11	2:04.159	28.341	32.356	1:03.462	160.3	25:56.794	11	2:52.427	26.982	1:02.888	1:22.557	170.0	24:40.384		
12	2:00.920	25.442	31.951	1:03.527	205.9	27:57.714	12	1:57.984	26.220	31.392	1:00.372	200.7	26:38.368		
7	António Zenha	António Zenha VW Golf GTI						18	Pedro Faria	Pedro Faria Honda Civic EF					
1	2:56.583	44.618	44.963	1:27.002	118.5	2:56.583	1	2:26.541	41.099	35.881	1:09.561	138.2	2:26.541		
2	2:48.982	36.529	43.347	1:29.106	121.5	5:45.565	2	2:16.961	29.946	36.547	1:10.468	164.4	4:43.502		
3	2:52.667	38.133	46.291	1:28.243	121.1	8:38.232	3	2:13.376	29.340	35.606	1:08.430	162.2	6:56.878		
4	2:56.658	38.345	46.849	1:31.464	116.7	11:34.890	4	2:15.965	28.720	36.827	1:10.418	168.4	9:12.843		
5	2:48.258	38.452	43.339	1:26.467	113.1	14:23.148	5	2:24.695	29.805	36.852	1:18.038	156.5	11:37.538		
6	2:50.255	37.876	44.762	1:27.617	112.3	17:13.403	6	2:44.212	39.093	43.207	1:21.912	104.0	14:21.750		
7	2:54.719	38.359	47.341	1:29.019	118.8	20:08.122	7	2:12.703	28.919	35.531	1:08.253	163.2	16:34.453		
8	2:51.920	38.755	43.835	1:29.330	113.3	23:00.042	8	2:13.481	29.003	35.214	1:09.264	174.3	18:47.934		
9	2:55.776	38.343	45.889	1:31.544	117.3	25:55.818	21	José Meireles	José Meireles BMW E30 M 3						
1	1:55.648	27.269	29.970	58.409	187.3	1:55.648	1	1:55.648	27.269	29.970	58.409	187.3	1:55.648		
2	1:50.801	24.065	29.316	57.420	211.4	3:46.449	2	1:50.801	24.065	29.316	57.420	211.4	3:46.449		
3	1:50.239	23.963	29.117	57.159	216.0	5:36.688	3	1:50.239	23.963	29.117	57.159	216.0	5:36.688		
4	1:55.886	23.817	29.099	1:02.970	222.1	7:32.574	4	1:55.886	23.817	29.099	1:02.970	222.1	7:32.574		
5	3:40.410	30.182	1:00.790	2:09.438	161.1	11:12.984	5	3:40.410	30.182	1:00.790	2:09.438	161.1	11:12.984		
6	2:36.873	42.673	34.750	1:19.450	81.0	13:49.857	6	2:36.873	42.673	34.750	1:19.450	81.0	13:49.857		
7	1:53.115	25.692	29.532	57.891	197.8	15:42.972	7	1:53.115	25.692	29.532	57.891	197.8	15:42.972		
8	1:50.539	23.913	29.160	57.466	214.7	17:33.511	8	1:50.539	23.913	29.160	57.466	214.7	17:33.511		
9	1:49.916	23.841	29.182	56.893	216.4	19:23.427	9	1:49.916	23.841	29.182	56.893	216.4	19:23.427		
10	2:09.045	23.766	31.064	1:14.215	217.3	21:32.472	10	2:09.045	23.766	31.064	1:14.215	217.3	21:32.472		
11	3:07.071	35.940	1:04.688	1:26.443	142.0	24:39.543	11	3:07.071	35.940	1:04.688	1:26.443	142.0	24:39.543		
12	1:53.372	26.301	29.615	57.456	193.9	26:32.915	12	1:53.372	26.301	29.615	57.456	193.9	26:32.915		

ANPAC START SEASON

CIRCUITO ESTORIL

29 MARÇO 2026



CPV CLÁSSICOS e LEGENDS

ANPAC START SEASON 2026 - Estoril 29 de Março 2026

CORRIDA 2

Volta a volta

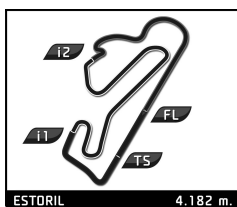
— Volta invalidada ■ Melhor marca pessoal ■ Melhor da sessão B Cruzar pelo pit lane

Vlt.	Tempo	Inter. 1	Inter. 2	Inter. 3	V.Máx	Decorrido	Vlt.	Tempo	Inter. 1	Inter. 2	Inter. 3	V.Máx	Decorrido	
24	António Soares							10	3:11.753	40.596	1:01.810	1:29.347	122.5	24:36.267
	António José Moreira da Cunha Soare Ford Escort MK1							11	2:17.561	30.976	37.481	1:09.104	172.9	26:53.828
1	2:03.103	34.823	29.885	58.395	176.3	2:03.103								
2	1:53.166	25.201	29.195	58.770	200.7	3:56.269								
3	1:51.592	24.536	28.821	58.235	206.7	5:47.861								
4	1:54.445	23.741	28.815	1:01.889	209.8	7:42.306								
5	3:32.906	27.168	57.479	2:08.259	181.5	11:15.212								
6	2:35.763	42.674	35.276	1:17.813	75.6	13:50.975								
7	1:49.293	23.961	28.611	56.721	211.4	15:40.268								
8	1:48.862	23.399	28.536	56.927	209.4	17:29.130								
9	1:49.180	23.622	28.565	56.993	213.5	19:18.310								
10	2:03.626	23.606	29.287	1:10.733	214.7	21:21.936								
11	3:07.574	42.406	1:01.521	1:23.647	103.3	24:29.510								
12	1:47.939	23.493	28.606	55.840	213.1	26:17.449								
33	João Cruz													
	João Cruz Ford Anglia													
1	1:59.589	28.114	30.894	1:00.581	178.5	1:59.589								
2	1:56.976	25.510	30.724	1:00.742	198.5	3:56.565								
3	1:56.422	25.370	30.857	1:00.195	195.7	5:52.987								
4	2:13.927	26.622	30.646	1:16.659	182.1	8:06.914								
5	3:10.917	29.054	37.318	2:04.545	158.7	11:17.831								
6	2:39.138	44.569	35.572	1:18.997	73.3	13:56.969								
7	1:57.342	26.657	30.264	1:00.421	202.1	15:54.311								
8	1:55.130	25.055	30.050	1:00.025	187.7	17:49.441								
9	1:55.852	25.492	30.452	59.908	197.1	19:45.293								
10	2:01.887	25.572	32.878	1:03.437	204.4	21:47.180								
11	2:52.900	27.368	1:01.951	1:23.581	172.9	24:40.080								
12	1:57.725	27.214	30.701	59.810	201.8	26:37.805								
34	Carlos Santos													
	Carlos Santos Ford Escort MK1													
1	2:30.645	51.829	34.190	1:04.626		2:30.645								
2	2:08.188	28.802	33.251	1:06.135	172.4	4:38.833								
3	2:05.120	27.787	32.530	1:04.803	172.4	6:43.953								
4	2:08.054	27.672	33.500	1:06.882	176.8	8:52.007								
5	2:44.007	28.487	43.993	1:31.527	161.5	11:36.014								
6	2:47.565	38.425	43.404	1:25.736	110.4	14:23.579								
7	2:05.695	29.200	33.172	1:03.323	166.9	16:29.274								
8	2:04.367	27.134	32.755	1:04.478	174.9	18:33.641								
9	2:12.824	27.552	32.888	1:12.384	173.2	20:46.465								
10	3:05.089	1:03.620	42.574	1:18.895	52.5	23:51.554								
11	2:06.043	28.755	33.061	1:04.227	167.2	25:57.597								
12	2:03.849	27.198	32.709	1:03.942	177.4	28:01.446								
39	Miguel Abreu													
	Miguel Abreu Hyundai Accent													
1	2:29.896	40.911	37.084	1:11.901	144.6	2:29.896								
2	2:18.010	31.364	36.500	1:10.146	173.2	4:47.906								
3	2:17.204	29.273	36.332	1:11.599	179.4	7:05.110								
4	2:31.759	33.474	40.279	1:18.006	142.5	9:36.869								
5	2:29.485	35.552	38.099	1:15.834	122.7	12:06.354								
6	2:27.444	34.420	39.704	1:13.320	124.6	14:33.798								
7	2:16.280	29.545	36.214	1:10.521	177.1	16:50.078								
8	2:15.580	29.543	36.248	1:09.789	172.9	19:05.658								
9	2:18.856	30.755	35.937	1:12.164	176.0	21:24.514								
40	Douglas Gilman													
	Douglas Gilman Hyundai Accent													
1	2:20.026	36.499	35.410	1:08.117	159.7	2:20.026								
2	2:13.657	29.271	35.355	1:09.031	176.8	4:33.683								
3	2:13.011	29.296	35.561	1:08.154	171.9	6:46.694								
4	2:15.122	29.320	36.118	1:09.684	173.8	9:01.816								
5	2:34.869	29.126	36.152	1:29.591	171.6	11:36.685								
6	2:47.135	38.757	43.243	1:25.135	108.7	14:23.820								
7	2:13.172	30.033	34.875	1:08.264	155.2	16:36.992								
8	2:11.783	28.305	35.351	1:08.127	176.8	18:48.775								
9	2:12.360	29.124	35.286	1:07.950	177.7	21:01.135								
10	2:53.670	54.088	44.503	1:15.079	49.8	23:54.805								
11	2:14.105	29.697	36.319	1:08.089	164.4	26:08.910								
12	2:30.966	29.379	35.269	1:26.318	178.8	28:39.876								
41	Cayo Santos													
	Cayo Santos Hyundai Accent													
1	2:29.859	41.385	37.352	1:11.122	154.5	2:29.859								
2	2:15.873	30.366	35.939	1:09.568	168.2	4:45.732								
3	2:15.398	29.778	36.281	1:09.339	165.9	7:01.130								
4	2:15.257	29.456	36.402	1:09.399	165.7	9:16.387								
5	2:21.874	29.868	36.069	1:15.937	170.0	11:38.261								
6	2:46.152	39.192	43.307	1:23.653	102.6	14:24.413								
7	2:20.070	31.072	36.813	1:12.185	144.6	16:44.483								
8	2:21.687	30.944	37.316	1:13.427	156.9	19:06.170								
9	2:25.134	32.168	38.956	1:14.010	150.1	21:31.304								
10	3:08.110	35.869	1:04.325	1:27.916	148.3	24:39.414								
11	2:25.753	31.842	39.007	1:14.904	147.9	27:05.167								
42	Duarte Franco													
	Duarte Franco Hyundai Accent													
1	2:24.088	38.113	36.539	1:09.436	147.7	2:24.088								
2	2:37.064	B	31.356	39.599	1:26.109	5:01.152								
3	2:58.561	1:05.472	36.784	1:16.305		7:59.713								
4	3:17.036	32.934	39.038	2:05.064	144.6	11:16.749								
5	2:40.197	44.202	36.568	1:19.427	80.8	13:56.946								
6	2:17.144	29.833	36.877	1:10.434	170.8	16:14.090								
7	2:17.929	30.643	36.236	1:11.050	157.6	18:32.019								
8	2:19.836	30.041	36.138	1:13.657	163.0	20:51.855								
9	3:01.635	1:01.016	42.111	1:18.508	43.5	23:53.490								
10	2:14.901	30.128	36.230	1:08.543	162.5	26:08.391								
11	2:19.838	29.362	35.967	1:14.509	169.5	28:28.229								
43	Nuno Vinhas													
	Nuno Maria Vinhas Hyundai Accent													
1	2:29.456	40.019	37.701	1:11.736	136.3	2:29.456								
2	2:20.113	31.407	36.575	1:12.131	174.6	4:49.569								
3	2:17.626	29.861	36.984	1:10.781	175.4	7:07.195								
4	2:29.856	32.377	39.782	1:17.697	138.7	9:37.051								
5	2:29.440	35.774	38.345	1:15.321	120.0	12:06.491								
6	2:28.405	35.030	39.542	1:13.833	123.1	14:34.896								
7	2:17.183	29.830	36.656	1:10.697	177.7	16:52.079								
8	2:17.531	29.703	37.068	1:10.760	175.1	19:09.610								
9	2:17.914	29.737	36.601	1:11.576	176.5	21:27.524								

ANPAC START SEASON

CIRCUITO ESTORIL

29 MARÇO 2026



CPV CLÁSSICOS e LEGENDS

ANPAC START SEASON 2026 - Estoril 29 de Março 2026

CORRIDA 2

Volta a volta

— Volta invalidada

■ Melhor marca pessoal ■ Melhor da sessão ■ B Cruzar pelo pit lane

Vlt.	Tempo	Inter. 1	Inter. 2	Inter. 3	V.Máx	Decorrido	Vlt.	Tempo	Inter. 1	Inter. 2	Inter. 3	V.Máx	Decorrido
10	3:09.281	38.856	1:01.973	1:28.452	124.2	24:36.805	11	2:54.453	27.559	1:02.358	1:24.536	183.0	24:39.771
11	2:18.749	30.670	37.033	1:11.046	180.3	26:55.554	12	1:57.321	25.835	30.817	1:00.669	203.6	26:37.092

44 Cláudio Vieira						
Cláudio Estefânio Fernandes Vieira Porsche 911 RSR						
1	2:01.505	30.962	29.792	1:00.751	175.7	2:01.505
2	1:52.703	24.605	29.525	58.573	209.0	3:54.208
3	1:58.384	25.061	28.940	1:04.383	213.9	5:52.592
4	2:23.027 B	24.875	29.950	1:28.202	203.2	8:15.619
5	4:12.895	2:35.531	33.200	1:04.164		12:28.514
6	2:11.058	28.966	29.901	1:12.191	193.6	14:39.572
7	1:55.198	26.501	30.384	58.313	193.9	16:34.770
8	1:55.986	25.054	30.991	59.941	202.9	18:30.756
9	2:23.571	29.088	49.029	1:05.454	209.0	20:54.327

46 Diogo Cavaco						
Diogo Cavaco Hyundai Accent						
1	2:20.413	38.255	35.174	1:06.984	155.8	2:20.413
2	2:12.661	29.524	35.089	1:08.048	180.6	4:33.074
3	2:10.949	28.723	34.923	1:07.303	178.0	6:44.023
4	2:10.373	28.436	35.153	1:06.784	178.8	8:54.396
5	2:41.908	28.356	42.298	1:31.254	173.2	11:36.304
6	2:44.755	38.681	43.297	1:22.777	107.2	14:21.059
7	2:12.323	28.532	35.209	1:08.582	174.0	16:33.382
8	2:09.845	28.225	34.772	1:06.848	175.4	18:43.227
9	2:10.441	28.187	34.720	1:07.534	178.5	20:53.668
10	3:00.510	1:00.125	41.857	1:18.528	44.9	23:54.178
11	2:13.972	29.812	36.176	1:07.984	154.9	26:08.150
12	2:09.966	28.105	34.803	1:07.058	178.5	28:18.116

49 Nuno Martins						
Nuno Martins Hyundai Accent						
1	2:23.808	37.601	36.421	1:09.786	156.0	2:23.808
2	2:16.399	29.324	36.090	1:10.985	169.5	4:40.207
3	2:16.239	30.195	36.198	1:09.846	166.9	6:56.446
4	2:17.375	30.219	37.691	1:09.465	166.2	9:13.821
5	2:24.247	30.124	36.480	1:17.643	155.6	11:38.068
6	2:44.404	39.009	43.254	1:22.141	102.4	14:22.472
7	2:14.608	29.763	35.971	1:08.874	166.4	16:37.080
8	2:14.037	28.923	36.146	1:08.968	167.7	18:51.117
9	2:15.481	29.353	36.027	1:10.101	168.7	21:06.598
10	2:48.849	49.430	44.357	1:15.062	92.8	23:55.447
11	2:14.993	29.796	35.990	1:09.207	161.1	26:10.440
12	2:18.390	29.284	35.799	1:13.307	168.7	28:28.830

55 Sérgio Pinto						
Sérgio Pinto Subaru Impreza GC8						
1	2:00.835	28.712	30.588	1:01.535	192.3	2:00.835
2	1:58.654	25.321	30.763	1:02.570	197.4	3:59.489
3	1:57.910	26.066	31.155	1:00.689	197.1	5:57.399
4	2:13.389	25.573	32.480	1:15.336	202.9	8:10.788
5	3:08.516	29.444	34.005	2:05.067	165.4	11:19.304
6	2:37.177	44.682	34.864	1:17.631	74.2	13:56.481
7	1:55.364	24.691	29.882	1:00.791	211.0	15:51.845
8	1:55.363	24.995	30.010	1:00.358	212.7	17:47.208
9	1:57.317	25.425	30.525	1:01.367	205.1	19:44.525
10	2:00.793	25.744	30.799	1:04.250	204.4	21:45.318

056 François Monory						
François Monory Ford Escort RS 2000						
1	2:18.911	35.125	34.557	1:09.229	169.2	2:18.911
2	2:36.436 B	29.444	37.928	1:29.064	171.9	4:55.347
3	3:24.284	1:32.309	35.414	1:16.561		8:19.631
4	3:03.008	30.371	34.821	1:57.816	160.6	11:22.639
5	2:38.297	45.816	34.918	1:17.563	63.9	14:00.936
6	2:12.349	28.713	34.879	1:08.757	187.7	16:13.285
7	2:12.886	28.792	34.926	1:09.168	183.6	18:26.171
8	2:19.698	28.895	35.961	1:14.842	182.1	20:45.869
9	3:15.137 B	1:03.714	41.967	1:29.456	47.4	24:01.006

56 Tiago Ribeiro						
Tiago Jorge Meireles Ribeiro Honda Integra Type R						
1	2:08.226	33.221	31.503	1:03.502	184.8	2:08.226
2	1:58.655	26.190	31.292	1:01.173	189.6	4:06.881
3	1:57.747	25.724	31.384	1:00.639	192.9	6:04.628
4	2:10.740	25.194	31.646	1:13.900	197.4	8:15.368
5	3:05.032	30.777	33.559	2:00.696	132.9	11:20.400
6	2:37.343	44.974	34.307	1:18.062	66.3	13:57.743
7	1:55.902	25.450	30.659	59.793	202.5	15:53.645
8	1:55.672	24.908	30.750	1:00.014	197.1	17:49.317

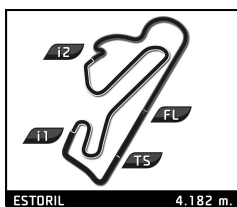

077 Tiago Santos						
Tiago Santos Porsche 911 RS						
1	2:02.640	32.461	29.993	1:00.186	179.1	2:02.640
2	1:53.872	25.126	30.121	58.625	205.5	3:56.512
3	1:50.209	23.819	29.084	57.306	209.8	5:46.721
4	1:51.764	24.122	29.313	58.329	196.4	7:38.485
5	3:35.581	25.914	1:00.964	2:08.703	182.4	11:14.066
6	2:36.364	42.849	35.307	1:18.208	77.0	13:50.430
7	1:49.092	23.784	29.029	56.279	212.7	15:39.522
8	1:50.384	23.749	29.178	57.457	205.1	17:29.906
9	1:50.709	23.958	29.025	57.726	205.1	19:20.615
10	2:04.451	23.995	30.587	1:09.869	204.0	21:25.066
11	3:09.251	40.562	1:02.127	1:26.562	126.3	24:34.317
12	1:51.617	24.216	29.290	58.111	197.4	26:25.934

79 Hugo Ferreira						
Hugo Ferreira Renault Spider						
1	1:59.341	28.375	30.698	1:00.268	180.0	1:59.341
2	1:55.285	25.289	30.725	59.271	213.1	3:54.626
3	1:54.768	25.032	30.075	59.661	206.3	5:49.394
4	1:53.939	24.468	30.205	59.266	211.8	7:43.333
5	3:32.517	26.419	58.024	2:08.074	187.3	11:15.850
6	2:36.912	42.455	35.406	1:19.051	78.1	13:52.762
7	1:53.487	24.576	30.166	58.745	213.5	15:46.249
8	1:54.466	24.849	30.493	59.124	211.8	17:40.715
9	1:54.037	24.634	30.338	59.065	211.0	19:34.752
10	1:58.056	24.879	30.364	1:02.813	214.3	21:32.808
11	3:06.699	36.314	1:05.105	1:25.280	146.1	24:39.507
12	1:53.734	25.378	29.999	58.357	205.1	26:33.241

ANPAC START SEASON

CIRCUITO ESTORIL

29 MARÇO 2026



CPV CLÁSSICOS e LEGENDS

ANPAC START SEASON 2026 - Estoril 29 de Março 2026

CORRIDA 2

Volta a volta

— Volta invalidada ■ Melhor marca pessc ■ Melhor da sessão ■ Cruzar pelo pit lane

Vlt.	Tempo	Inter. 1	Inter. 2	Inter. 3	V.Máx	Decorrido	Vlt.	Tempo	Inter. 1	Inter. 2	Inter. 3	V.Máx	Decorrido
82	Pedro Lisboa						5	3:03.185	30.473	34.421	1:58.291	150.3	11:23.473
	Pedro Lisboa Renault Megane						6	2:37.560	46.112	34.829	1:16.619	65.7	14:01.033
1	2:02.034	29.417	31.475	1:01.142	175.7	2:02.034	7	2:00.122	26.754	31.361	1:02.007	203.2	16:01.155
2	1:58.515	26.185	31.392	1:00.938	203.6	4:00.549	8	1:59.459	25.302	31.871	1:02.286	206.7	18:00.614
							9	1:59.894	25.618	30.760	1:03.516	196.7	20:00.508
							10	2:06.815	26.746	32.114	1:07.955	193.6	22:07.323
							11	2:34.303	28.788	43.769	1:21.746	177.4	24:41.626
							12	1:59.135	26.716	30.895	1:01.524	176.5	26:40.761
87	Paulo Ferraz												
	Paulo Rui Moura Ferraz Renault Clio 1.8 16 V												
1	2:22.765	36.928	36.062	1:09.775	155.4	2:22.765							
2	2:16.243	29.181	36.258	1:10.804	175.7	4:39.008							
3	2:14.509	29.388	35.728	1:09.393	170.8	6:53.517							
4	2:18.882	30.260	36.573	1:12.049	170.5	9:12.399							
5	2:24.975	29.570	37.024	1:18.381	167.2	11:37.374							
6	2:46.573	38.708	43.301	1:24.564	110.2	14:23.947							
7	2:18.570	34.094	35.631	1:08.845	139.1	16:42.517							
8	2:11.531	28.363	35.117	1:08.051	174.6	18:54.048							
9	2:13.574	28.425	35.048	1:10.101	174.6	21:07.622							
10	2:48.788	49.753	43.877	1:15.158	71.9	23:56.410							
11	2:13.638	29.573	35.454	1:08.611	156.0	26:10.048							
12	2:28.122	28.667	35.426	1:24.029	176.3	28:38.170							
94	Pedro Carvalho												
	Pedro Carvalho Citroen Saxo												
1	2:18.981	35.785	34.961	1:08.235	146.5	2:18.981							
2	2:06.630	27.191	33.147	1:06.292	178.8	4:25.611							
3	2:07.637	28.569	33.233	1:05.835	152.8	6:33.248							
4	2:10.271	28.613	33.562	1:08.096	156.7	8:43.519							
5	2:51.780	33.845	46.563	1:31.372	128.5	11:35.299							
6	2:47.667	38.629	43.158	1:25.880	117.1	14:22.966							
7	2:05.341	28.663	33.230	1:03.448	167.9	16:28.307							
8	2:04.415	27.104	33.038	1:04.273	172.1	18:32.722							
9	2:08.119	27.038	32.843	1:08.238	176.0	20:40.841							
10	2:47.402	1:06.140	34.133	1:07.129	47.6	23:28.243							
11	2:11.890	28.896	33.622	1:09.372	152.2	25:40.133							
12	2:05.045	27.443	32.949	1:04.653	160.3	27:45.178							
96	Miguel Matias												
	Miguel Matias Citroen Saxo												
1	2:08.445	31.273	32.110	1:05.062	186.1	2:08.445							
2	2:00.967	26.650	31.879	1:02.438	194.6	4:09.412							
3	2:00.770	25.916	31.670	1:03.184	194.3	6:10.182							
4	2:10.863	25.824	31.392	1:13.647	199.2	8:21.045							
5	3:02.902	30.505	34.368	1:58.029	154.1	11:23.947							
6	2:37.626	46.876	34.798	1:15.952	67.0	14:01.573							
7	1:59.617	25.928	31.574	1:02.115	212.3	16:01.190							
8	1:58.962	25.863	31.202	1:01.897	199.9	18:00.152							
9	1:59.384	25.528	31.277	1:02.579	207.5	19:59.536							
10	2:06.950	26.103	32.219	1:08.628	207.1	22:06.486							
11	2:34.274	28.583	43.809	1:21.882	178.0	24:40.760							
12	1:59.345	26.841	31.418	1:01.086	203.2	26:40.105							
99	Manuel Moura Teixeira												
	Manuel Moura Teixeira Porsche 911 RS												
1	2:07.185	30.391	31.538	1:05.256	160.1	2:07.185							
2	1:59.754	25.792	31.188	1:02.774	200.3	4:06.939							
3	2:00.776	26.482	31.267	1:03.027	196.4	6:07.715							
4	2:12.573	25.780	31.531	1:15.262	197.8	8:20.288							