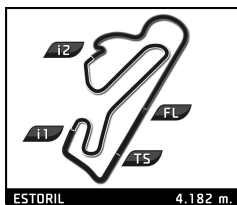



# ANPAC START SEASON

## CIRCUITO ESTORIL

29 MARÇO 2026



## CPV CLÁSSICOS e LEGENDS

### ANPAC START SEASON 2026 - Estoril 29 de Março 2026

#### CORRIDA 1

Volta a volta

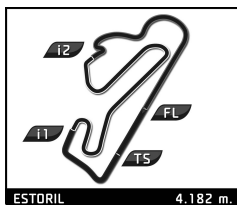
— Volta invalidada ■ Melhor marca pessc ■ Melhor da sessão ■ Cruzar pelo pit lane

Vlt.	Tempo	Inter. 1	Inter. 2	Inter. 3	V.Máx	Decorrido	Vlt.	Tempo	Inter. 1	Inter. 2	Inter. 3	V.Máx	Decorrido	
<b>1</b>	<b>Luis Liberal</b>							4	<span style="background-color: #c8e6c9;">2:10.043</span>	28.398	35.211	1:06.434	170.5	8:58.196
	Luis Liberal BMW E30 M 3							5	2:10.198	28.830	<span style="background-color: #c8e6c9;">34.790</span>	1:06.578	166.9	11:08.394
	1	2:03.161	33.389	30.234	59.538	176.5	6	2:11.038	29.161	34.976	1:06.901	170.3	13:19.432	
	2	1:51.730	24.366	29.323	58.041	200.7	7	2:26.714	<span style="background-color: #c8e6c9;">28.352</span>	37.151	1:21.211	174.9	15:46.146	
	3	1:48.459	<span style="background-color: #c8e6c9;">24.011</span>	<span style="background-color: #c8e6c9;">28.611</span>	55.837	207.5	8	2:54.166	31.749	35.329	1:47.088	135.0	18:40.312	
	4	1:48.525	23.795	28.731	55.999	211.0	9	3:19.492	1:00.301	51.450	1:27.741	54.5	21:59.804	
	5	1:48.415	23.669	28.817	<span style="background-color: #c8e6c9;">55.929</span>	213.5	10	2:12.172	28.755	35.458	1:07.959	172.4	24:11.976	
	6	<span style="background-color: #c8e6c9;">1:50.513</span>	24.156	29.628	56.729	214.7	11	2:13.117	29.252	35.090	1:08.775	172.7	26:25.093	
	7	8:45.965B	24.257	30.148	7:51.560	214.7								
<b>2</b>	<b>Rui Costa</b>							<b>10</b>	<b>Bruno Santos</b>					
	Rui Manuel Lopes Anjos Costa Ford Escort RS 1800								Bruno Santos Porsche 911 RSR					
	1	1:50.807	25.619	29.093	56.095	202.1	1	1:50.147	25.845	28.596	<span style="background-color: #c8e6c9;">55.706</span>	196.7	1:50.147	
	2	<span style="background-color: #c8e6c9;">1:47.112</span>	<span style="background-color: #c8e6c9;">23.040</span>	28.386	<span style="background-color: #c8e6c9;">55.686</span>	226.7	2	1:47.262	22.957	28.449	55.856	227.1	3:37.409	
	3	1:47.696	23.254	<span style="background-color: #c8e6c9;">28.283</span>	56.159	224.8	3	<span style="background-color: #c8e6c9;">1:47.220</span>	23.228	<span style="background-color: #c8e6c9;">27.904</span>	56.088	223.9	5:24.629	
	4	1:47.393	23.130	28.453	55.810	225.7	4	1:47.397	23.171	28.084	56.142	227.6	7:12.026	
	5	1:47.676	23.065	28.362	56.249	228.1	5	1:48.362	23.256	28.404	56.702	226.2	9:00.388	
	6	1:48.669	23.505	28.665	56.499	220.3	6	1:48.666	23.492	28.468	56.706	232.9	10:49.054	
	7	1:48.243	23.305	28.518	56.420	229.0	7	1:47.832	<span style="background-color: #c8e6c9;">22.801</span>	28.884	56.147	224.8	12:36.886	
	8	1:52.679	23.253	28.452	1:00.974	228.5	8	1:52.886	23.062	28.088	1:01.736	228.1	14:29.772	
	9	4:04.591	51.570	1:09.157	2:03.864	88.0	9	4:04.441	51.290	1:08.960	2:04.191	89.1	18:34.213	
	10	3:17.061	59.984	50.514	1:26.563	53.4	10	3:16.926	59.892	49.911	1:27.123	55.3	21:51.139	
	11	1:48.045	23.409	28.736	55.900	211.8	11	1:47.500	23.066	28.078	56.356	221.6	23:38.639	
	12	1:47.857	23.280	28.439	56.138	229.5	12	1:48.511	23.165	28.063	57.283	223.0	25:27.150	
<b>3</b>	<b>João Macedo Silva</b>							<b>12</b>	<b>Rui Azevedo</b>					
	João Pedro Macedo Silva Porsche 911 RSR								Rui Azevedo Ford Escort RS 1600					
	1	1:56.892	26.948	30.681	59.263	190.6	1	2:49.148	58.556	31.276	1:19.316		2:49.148	
	2	1:54.291	24.009	31.906	58.376	220.3	2	1:54.005	25.046	<span style="background-color: #c8e6c9;">29.694</span>	59.265	206.3	4:43.153	
	3	1:50.785	23.511	28.766	58.508	223.0	3	1:54.407	<span style="background-color: #c8e6c9;">24.864</span>	30.583	58.960	198.5	6:37.560	
	4	1:48.950	23.664	28.740	<span style="background-color: #c8e6c9;">56.546</span>	220.8	4	1:54.704	25.382	30.139	59.183	204.4	8:32.264	
	5	<span style="background-color: #c8e6c9;">1:48.707</span>	<span style="background-color: #c8e6c9;">23.421</span>	<span style="background-color: #c8e6c9;">28.652</span>	56.634	226.7	5	1:55.969	25.025	31.635	59.309	205.9	10:28.233	
	6	1:51.705	24.467	29.632	57.606	213.1	6	1:54.144	25.003	30.559	<span style="background-color: #c8e6c9;">58.582</span>	202.1	12:22.377	
	7	1:54.355	24.911	30.561	58.883	208.2	7	1:55.504	24.979	30.019	1:00.506	205.5	14:17.881	
	8	1:55.073	24.658	30.722	59.693	208.6	8	2:23.698	28.574	37.304	1:17.820	159.2	16:41.579	
	9	3:36.095	26.658	1:05.837	2:03.600	194.6	9	2:43.152	38.885	39.210	1:25.057	104.6	19:24.731	
	10	3:19.186	1:00.218	50.345	1:28.623	53.1	10	2:45.839	33.126	50.097	1:22.616	137.0	22:10.570	
							11	1:57.139	26.059	30.202	1:00.878	208.2	24:07.709	
							12	<span style="background-color: #c8e6c9;">1:53.394</span>	25.033	29.719	58.642	204.8	26:01.103	
<b>5</b>	<b>Pedro Poças</b>							<b>13</b>	<b>Pedro Bartolomeu</b>					
	Pedro Poças Porsche 944								Pedro Miguel Dias Frederico Bartolomeu Renault Spider					
	1	2:11.237	36.211	32.568	1:02.458	177.1	1	2:12.610	37.551	33.210	1:01.849	164.9	2:12.610	
	2	1:58.354	26.250	<span style="background-color: #c8e6c9;">30.561</span>	1:01.543	201.8	2	1:58.456	25.376	31.267	1:01.813	207.1	4:11.066	
	3	4:10.495B	29.379	30.953	3:10.163	201.0	3	1:57.623	25.256	30.880	1:01.487	206.3	6:08.689	
	4	3:49.861	2:05.605	37.282	1:06.974		4	1:57.099	25.045	30.691	1:01.363	208.2	8:05.788	
	5	2:01.811	26.299	31.694	1:03.818	189.3	5	<span style="background-color: #c8e6c9;">1:54.797</span>	<span style="background-color: #c8e6c9;">24.864</span>	30.615	<span style="background-color: #c8e6c9;">59.318</span>	210.2	10:00.585	
	6	2:28.291	27.805	41.971	1:18.515	183.0	6	1:58.069	25.103	31.522	1:01.444	209.8	11:58.654	
	7	2:42.347	37.540	39.425	1:25.382	120.0	7	1:55.956	24.995	30.793	1:00.168	208.2	13:54.610	
	8	2:46.191	33.243	49.281	1:23.667	145.3	8	2:20.076	25.822	41.811	1:12.443	194.3	16:14.686	
	9	1:58.732	26.257	30.659	1:01.816	211.0	9	2:34.738	30.971	37.271	1:26.496	152.2	18:49.424	
	10	<span style="background-color: #c8e6c9;">1:56.721</span>	<span style="background-color: #c8e6c9;">25.062</span>	30.823	<span style="background-color: #c8e6c9;">1:00.836</span>	207.5	10	3:17.769	57.893	52.534	1:27.342	60.4	22:07.193	
							11	1:58.053	26.705	<span style="background-color: #c8e6c9;">30.564</span>	1:00.784	192.3	24:05.246	
							12	1:57.942	26.019	30.698	1:01.225	191.2	26:03.188	
<b>7</b>	<b>António Zenha</b>							<b>21</b>	<b>José Meireles</b>					
	António Zenha VW Golf GTI								José Meireles BMW E30 M 3					
	1	2:26.121	38.296	37.885	1:09.940	153.6	1	1:58.195	27.958	30.011	1:00.226	190.3	1:58.195	
	2	2:11.870	29.138	35.057	1:07.675	176.5								
	3	2:10.162	28.652	35.142	<span style="background-color: #c8e6c9;">1:06.368</span>	174.3								

# ANPAC START SEASON

## CIRCUITO ESTORIL

29 MARÇO 2026



## CPV CLÁSSICOS e LEGENDS

### ANPAC START SEASON 2026 - Estoril 29 de Março 2026

#### CORRIDA 1

Volta a volta

— Volta invalidada ■ Melhor marca pessoal ■ Melhor da sessão ■ Cruzar pelo pit lane

Vlt.	Tempo	Inter. 1	Inter. 2	Inter. 3	V.Máx	Decorrido
2	1:51.337	<span style="background-color: green;">24.023</span>	29.334	57.980	215.6	3:49.532
3	1:52.878	24.329	<span style="background-color: green;">29.164</span>	59.385	203.6	5:42.410
4	1:51.474	24.234	29.694	57.546	199.2	7:33.884
5	<span style="background-color: green;">1:50.985</span>	24.246	29.250	<span style="background-color: green;">57.489</span>	200.3	9:24.869
6	1:53.447	25.604	29.366	58.477	196.0	11:18.316
7	1:54.225	24.331	31.310	58.584	205.1	13:12.541
8	1:59.028	24.785	30.789	1:03.454	197.8	15:11.569
9	3:26.652	24.821	58.637	2:03.194	192.3	18:38.221
10	3:18.166	1:00.251	50.276	1:27.639	55.4	21:56.387
11	1:55.673	26.506	29.719	59.448	183.0	23:52.060
12	1:55.965	24.688	30.015	1:01.262	196.0	25:48.025

<b>24</b> António Soares						
António José Moreira da Cunha Soare Ford Escort MK1						
1	1:51.869	26.360	<span style="background-color: green;">28.653</span>	<span style="background-color: green;">56.856</span>	191.2	1:51.869
2	<span style="background-color: green;">1:49.975</span>	<span style="background-color: green;">23.425</span>	28.769	57.781	214.3	3:41.844
3	2:57.350B	25.142	41.275	1:50.933	214.7	6:39.194

<b>33</b> João Cruz						
João Cruz Ford Anglia						
1	1:59.207	28.588	30.550	1:00.069	187.0	1:59.207
2	1:55.927	25.324	<span style="background-color: green;">30.381</span>	1:00.222	186.4	3:55.134
3	<span style="background-color: green;">1:55.150</span>	25.203	30.497	59.450	195.3	5:50.284
4	1:55.499	25.001	30.664	59.834	198.8	7:45.783
5	1:55.376	25.272	30.574	59.530	201.4	9:41.159
6	1:55.809	25.024	30.787	59.998	196.4	11:36.968
7	1:55.895	<span style="background-color: green;">24.947</span>	30.754	1:00.194	205.9	13:32.863
8	2:16.345	28.134	36.403	1:11.808	188.6	15:49.208
9	2:54.190	31.332	36.000	1:46.858	148.7	18:43.398
10	3:17.296	1:00.076	51.634	1:25.586	52.4	22:00.694
11	1:57.888	26.116	30.552	1:01.220	198.1	23:58.582
12	1:55.187	25.344	30.501	<span style="background-color: green;">59.342</span>	204.8	25:53.769

<b>34</b> Carlos Santos						
Carlos Santos Ford Escort MK1						
1	2:16.613	36.789	34.910	1:04.914	144.6	2:16.613
2	2:06.752	28.059	33.723	1:04.970	168.4	4:23.365
3	2:06.543	28.066	33.398	1:05.079	178.8	6:29.908
4	2:05.374	27.759	<span style="background-color: green;">33.043</span>	1:04.572	178.8	8:35.282
5	<span style="background-color: green;">2:05.073</span>	<span style="background-color: green;">27.634</span>	33.075	1:04.364	177.4	10:40.355
6	2:05.949	27.834	33.685	1:04.430	170.8	12:46.304
7	2:06.471	27.639	33.217	1:05.615	179.4	14:52.775
8	3:42.956	30.389	1:09.093	2:03.474	167.2	18:35.731
9	3:19.849	1:00.096	51.006	1:28.747	53.6	21:55.580
10	2:07.701	28.611	33.139	1:05.951	163.2	24:03.281
11	2:06.673	28.802	33.948	<span style="background-color: green;">1:03.923</span>	165.4	26:09.954

<b>38</b> Paulo Ascensão						
Paulo Amaral Ascensão Honda Civic EG6						
1	2:24.812	38.108	35.743	1:10.961	153.9	2:24.812
2	2:12.961	29.189	33.914	1:09.858	175.1	4:37.773
3	2:09.360	28.175	34.130	1:07.055	176.5	6:47.133
4	2:08.841	28.394	34.212	<span style="background-color: green;">1:06.235</span>	184.5	8:55.974
5	2:08.227	27.430	<span style="background-color: green;">33.576</span>	1:07.221	176.8	11:04.201
6	<span style="background-color: green;">2:07.297</span>	<span style="background-color: green;">27.193</span>	33.789	1:06.315	189.9	13:11.498
7	3:15.232	28.102	43.028	2:04.102	187.7	16:26.730
8	2:24.719	29.051	34.328	1:21.340	160.6	18:51.449

<b>39</b> Miguel Abreu						
Miguel Abreu Hyundai Accent						
1	2:33.254	43.045	38.441	1:11.768	149.9	2:33.254
2	2:17.403	29.451	37.028	1:10.924	172.9	4:50.657
3	<span style="background-color: green;">2:15.249</span>	<span style="background-color: green;">29.243</span>	36.208	1:09.798	178.8	7:05.906
4	2:15.850	29.777	<span style="background-color: green;">36.023</span>	1:10.050	179.4	9:21.756
5	2:16.545	30.337	36.489	<span style="background-color: green;">1:09.719</span>	178.5	11:38.301
6	2:23.136	30.337	41.538	1:11.261	175.7	14:01.437
7	2:36.714	35.519	42.158	1:19.037	131.3	16:38.151
8	2:50.159B	36.760	40.585	1:32.814	122.3	19:28.310
9	3:32.633	1:37.685	41.697	1:13.251		23:00.943
10	2:19.208	30.280	37.230	1:11.698	173.5	25:20.151
11	2:19.334	29.587	37.410	1:12.337	177.1	27:39.485

<b>40</b> Douglas Gilman						
Douglas Gilman Hyundai Accent						
1	2:25.667	38.533	37.640	1:09.494	158.0	2:25.667
2	2:12.564	28.990	35.056	1:08.518	176.3	4:38.231
3	2:11.886	29.175	35.074	1:07.637	180.6	6:50.117
4	<span style="background-color: green;">2:11.160</span>	<span style="background-color: green;">28.141</span>	35.298	1:07.721	182.4	9:01.277
5	2:11.170	28.348	35.244	<span style="background-color: green;">1:07.578</span>	179.1	11:12.447
6	2:12.699	29.206	35.525	1:07.968	179.1	13:25.146
7	2:21.635	28.681	36.347	1:16.607	178.3	15:46.781
8	2:54.292	32.076	35.592	1:46.624	136.3	18:41.073
9	3:19.445	1:00.091	51.715	1:27.639	54.5	22:00.518
10	2:13.374	29.526	35.264	1:08.584	180.0	24:13.892
11	2:11.914	28.330	<span style="background-color: green;">34.973</span>	1:08.611	182.1	26:25.806

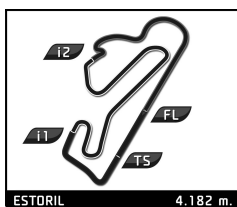
<b>42</b> Duarte Franco						
Duarte Franco Hyundai Accent						
1	2:28.727	40.061	38.943	1:09.723	150.7	2:28.727
2	2:14.037	29.276	35.605	1:09.156	176.5	4:42.764
3	2:14.570	29.025	36.082	1:09.463	174.6	6:57.334
4	2:15.446	29.871	36.034	1:09.541	176.3	9:12.780
5	2:15.402	30.738	36.325	<span style="background-color: green;">1:08.339</span>	173.5	11:28.182
6	2:15.035	<span style="background-color: green;">28.974</span>	35.887	1:10.174	174.6	13:43.217
7	2:30.599	35.088	43.594	1:11.917	163.7	16:13.816
8	2:32.599	30.578	36.417	1:25.604	163.7	18:46.415
9	3:19.320	59.617	52.106	1:27.597	51.9	22:05.735
10	2:15.070	30.376	36.160	1:08.534	176.0	24:20.805
11	<span style="background-color: green;">2:13.412</span>	29.179	<span style="background-color: green;">35.577</span>	1:08.656	171.3	26:34.217

<b>43</b> Nuno Vinhas						
Nuno Maria Vinhas Hyundai Accent						
1	2:31.788	40.869	38.859	1:12.060	156.0	2:31.788
2	2:16.565	29.618	<span style="background-color: green;">36.295</span>	1:10.652	178.8	4:48.353
3	2:16.765	<span style="background-color: green;">29.339</span>	36.938	1:10.488	178.0	7:05.118
4	<span style="background-color: green;">2:16.444</span>	29.532	36.819	<span style="background-color: green;">1:10.093</span>	178.5	9:21.562
5	2:17.687	30.183	36.629	1:10.875	180.0	11:39.249
6	2:22.591	29.602	41.889	1:11.100	178.0	14:01.840
7	2:36.982	35.224	42.814	1:18.944	121.6	16:38.822
8	2:43.203	36.757	40.567	1:25.879	121.1	19:22.025
9	2:47.962	32.477	49.177	1:26.308	152.2	22:09.987
10	2:17.546	29.394	36.381	1:11.771	178.8	24:27.533
11	2:18.117	29.631	36.919	1:11.567	176.8	26:45.650

# ANPAC START SEASON

## CIRCUITO ESTORIL

29 MARÇO 2026



## CPV CLÁSSICOS e LEGENDS

### ANPAC START SEASON 2026 - Estoril 29 de Março 2026

#### CORRIDA 1

Volta a volta

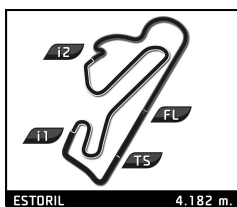

— Volta invalidada ■ Melhor marca pessoal ■ Melhor da sessão ■ B Cruzar pelo pit lane

Vlt.	Tempo	Inter. 1	Inter. 2	Inter. 3	V.Máx	Decorrido	Vlt.	Tempo	Inter. 1	Inter. 2	Inter. 3	V.Máx	Decorrido	
<b>44</b>	<b>Cláudio Vieira</b> Cláudio Estefânio Fernandes Vieira Porsche 911 RSR													
1	2:26.858	56.751	30.339	59.768		2:26.858								
2	1:49.381	24.080	28.671	56.630	205.9	4:16.239								
3	1:52.158	23.538	29.567	59.053	213.5	6:08.397								
4	2:05.507 <b>B</b>	23.604	<b>28.667</b>	1:13.236	213.9	8:13.904								
5	4:59.814	3:32.004	29.889	57.921		13:13.718								
6	1:58.248	23.894	31.027	1:03.327	204.8	15:11.966								
7	3:27.089	24.830	59.483	2:02.776	193.6	18:39.055								
8	3:17.463	59.980	51.332	1:26.151	53.5	21:56.518								
9	1:49.522	24.086	29.228	<b>56.208</b>	214.3	23:46.040								
10	<b>1:48.193</b>	<b>23.170</b>	28.789	56.234	213.9	25:34.233								
<b>49</b>	<b>Nuno Martins</b> Nuno Martins Hyundai Accent													
1	2:30.343	41.590	38.309	1:10.444	155.6	2:30.343								
2	2:15.565	29.108	<b>35.929</b>	1:10.528	168.7	4:45.908								
3	2:14.554	29.637	36.180	1:08.737	158.3	7:00.462								
4	2:13.714	<b>28.607</b>	36.102	1:09.005	168.2	9:14.176								
5	2:14.593	29.658	36.591	1:08.344	168.2	11:28.769								
6	2:15.311	28.888	36.132	1:10.291	167.9	13:44.080								
7	2:30.752	31.385	46.433	1:12.934	171.1	16:14.832								
8	2:33.119	30.212	36.598	1:26.309	160.8	18:47.951								
9	3:19.128	58.710	52.367	1:28.051	55.4	22:07.079								
10	2:14.708	30.207	36.212	<b>1:08.289</b>	169.7	24:21.787								
11	<b>2:13.137</b>	28.678	35.950	1:08.509	168.2	26:34.924								
<b>55</b>	<b>Sérgio Pinto</b> Sérgio Pinto Subaru Impreza GC8													
1	2:02.885	32.944	<b>29.989</b>	<b>59.952</b>	197.1	2:02.885								
2	2:01.578	26.235	33.020	1:02.323	199.9	4:04.463								
3	1:58.789	<b>25.241</b>	30.365	1:03.183	207.5	6:03.252								
4	1:58.999	25.516	30.384	1:03.099	203.2	8:02.251								
5	<b>1:57.147</b>	25.485	30.043	1:01.619	206.7	9:59.398								
6	2:01.834	25.850	31.047	1:04.937	211.8	12:01.232								
7	2:01.804	26.438	31.215	1:04.151	191.9	14:03.036								
8	2:12.622	27.682	32.326	1:12.614	184.2	16:15.658								
9	2:34.034	30.608	37.210	1:26.216	153.6	18:49.692								
10	3:17.911	58.409	52.460	1:27.042	65.0	22:07.603								
11	2:03.964	27.889	30.563	1:05.512	183.9	24:11.567								
12	1:59.060	25.855	30.700	1:02.505	187.7	26:10.627								
<b>56</b>	<b>Tiago Ribeiro</b> Tiago Jorge Meireles Ribeiro Honda Integra Type R													
1	2:01.185	30.224	31.334	<b>59.627</b>	180.3	2:01.185								
2	1:56.235	<b>25.016</b>	30.848	1:00.371	196.7	3:57.420								
3	<b>1:55.577</b>	25.374	<b>30.401</b>	59.802	185.5	5:52.997								
4	1:55.730	25.115	30.724	59.891	191.6	7:48.727								
5	1:56.216	25.448	31.014	59.754	183.6	9:44.943								
6	1:56.201	25.180	31.225	59.796	201.8	11:41.144								
7	1:55.873	25.535	30.619	59.719	202.9	13:37.017								
<b>59</b>	<b>Miguel Calixto</b> Miguel Calixto Hyundai Accent													
1	2:29.342	39.676	39.706	1:09.960	153.0	2:29.342								
2	2:14.937	29.583	<b>35.329</b>	1:10.025	172.9	4:44.279								
3	2:15.270	30.112	35.627	1:09.531	169.2	6:59.549								
4	<b>2:13.774</b>	<b>29.127</b>	35.633	<b>1:09.014</b>	171.9	9:13.323								
<b>077</b>	<b>Tiago Santos</b> Tiago Santos Porsche 911 RS													
1	1:58.514	27.446	<b>29.789</b>	1:01.279	186.1	1:58.514								
2	1:55.641	24.962	30.466	1:00.213	205.5	3:54.155								
3	1:56.260	25.635	30.398	1:00.227	207.8	5:50.415								
4	1:57.222	25.299	30.598	1:01.325	203.2	7:47.637								
5	<b>1:54.684</b>	25.037	29.812	<b>59.835</b>	197.4	9:42.321								
6	1:55.269	24.934	29.941	1:00.394	205.5	11:37.590								
7	2:17.484 <b>B</b>	<b>24.765</b>	30.626	1:22.093	205.1	13:55.074								
<b>79</b>	<b>Hugo Ferreira</b> Hugo Ferreira Renault Spider													
1	2:03.002	30.063	32.012	1:00.927	178.0	2:03.002								
2	1:56.661	26.420	30.900	<b>59.341</b>	181.5	3:59.663								
3	1:56.517	25.014	31.456	1:00.047	194.6	5:56.180								
4	<b>1:54.596</b>	<b>24.687</b>	30.275	59.634	209.8	7:50.776								
5	1:54.659	24.864	30.242	59.553	192.9	9:45.435								
6	1:55.377	25.256	30.710	59.411	198.5	11:40.812								
7	1:55.482	25.151	30.464	59.867	205.5	13:36.294								
8	2:13.649	25.765	36.383	1:11.501	206.7	15:49.943								
9	2:54.189	31.319	36.440	1:46.430	155.2	18:44.132								
10	3:16.736	1:00.056	51.638	1:25.042	53.4	22:00.868								
11	1:57.303	25.312	30.676	1:01.315	197.1	23:58.171								
12	1:55.521	25.243	<b>30.120</b>	1:00.158	207.5	25:53.692								
<b>82</b>	<b>Pedro Lisboa</b> Pedro Lisboa Renault Megane													
1	2:04.719	31.069	32.057	1:01.593	174.6	2:04.719								
2	1:57.237	25.162	31.644	1:00.431	203.2	4:01.956								
3	1:56.816	25.251	31.232	1:00.333	205.5	5:58.772								
4	1:57.247	25.300	<b>30.983</b>	1:00.964	201.0	7:56.019								
5	1:57.174	25.642	31.370	1:00.162	204.0	9:53.193								
6	1:56.741	25.595	31.132	1:00.014	205.5	11:49.934								
7	1:56.436	25.084	31.095	1:00.257	204.4	13:46.370								
8	2:05.594	29.454	33.400	1:02.740	192.9	15:51.964								
9	2:53.204	29.863	36.457	1:46.884	163.7	18:45.168								
10	3:16.777	59.712	51.883	1:25.182	52.6	22:01.945								
11	1:59.030	26.862	31.329	1:00.839	188.6	24:00.975								
12	<b>1:56.044</b>	<b>24.857</b>	31.233	<b>59.954</b>	207.1	25:57.019								

# ANPAC START SEASON

## CIRCUITO ESTORIL

29 MARÇO 2026



### CPV CLÁSSICOS e LEGENDS

#### ANPAC START SEASON 2026 - Estoril 29 de Março 2026

#### CORRIDA 1

Volta a volta

— Volta invalidada ■ Melhor marca pessoal ■ Melhor da sessão B Cruzar pelo pit lane

Vlt.	Tempo	Inter. 1	Inter. 2	Inter. 3	V.Máx	Decorrido	Vlt.	Tempo	Inter. 1	Inter. 2	Inter. 3	V.Máx	Decorrido
<b>87</b>	<b>Paulo Ferraz</b> Paulo Rui Moura Ferraz Renault Clio 1.8 16 V						4	2:03.058	28.147	31.736	1:03.175	174.9	8:12.664
1	2:28.098	39.159	39.293	1:09.646	152.8	2:28.098	5	2:01.044	25.700	31.655	1:03.689	197.1	10:13.708
2	2:12.579	28.545	35.386	1:08.648	174.6	4:40.677	6	2:00.150	<span style="background-color: green;">25.319</span>	31.039	1:03.792	202.9	12:13.858
3	2:13.060	28.920	35.158	1:08.982	172.7	6:53.737	7	1:59.064	25.839	30.595	1:02.630	197.4	14:12.922
4	2:13.357	28.409	36.113	1:08.835	176.0	9:07.094	8	2:27.352	27.435	41.642	1:18.275	172.7	16:40.274
5	2:12.461	28.808	35.247	1:08.406	174.9	11:19.555	9	2:42.770	38.352	39.070	1:25.348	111.3	19:23.044
6	<span style="background-color: green;">2:10.702</span>	<span style="background-color: green;">27.945</span>	35.239	<span style="background-color: green;">1:07.518</span>	177.1	13:30.257	10	2:46.002	33.287	49.498	1:23.217	148.1	22:09.046
7	2:17.778	30.224	35.968	1:11.586	174.9	15:48.035	11	2:03.368	26.878	30.769	1:05.721	196.7	24:12.414
8	2:54.373	31.423	36.357	1:46.593	140.7	18:42.408	12	<span style="background-color: green;">1:58.188</span>	25.759	<span style="background-color: green;">30.418</span>	<span style="background-color: green;">1:02.011</span>	195.3	26:10.602
9	3:18.144	59.632	51.440	1:27.072	54.0	22:00.552							
10	2:12.309	29.214	<span style="background-color: green;">34.683</span>	1:08.412	176.0	24:12.861							
11	2:11.561	28.732	34.700	1:08.129	174.6	26:24.422							
<b>88</b>	<b>Luís Barros</b> LOB Motorsport Volvo 240 Turbo												
1	1:58.937	29.552	<span style="background-color: green;">29.661</span>	<span style="background-color: green;">59.724</span>	182.4	1:58.937							
2	<span style="background-color: green;">1:58.659</span>	<span style="background-color: green;">24.995</span>	30.385	1:03.279	196.7	3:57.596							
3	2:05.114	26.477	33.971	1:04.666	182.1	6:02.710							
4	2:22.168 <b>B</b>	26.583	33.365	1:22.220	190.9	8:24.878							
5	10:04.850 <b>B</b>	7:46.913	35.485	1:42.452		18:29.728							
<b>94</b>	<b>Pedro Carvalho</b> Pedro Carvalho Citroen Saxo												
1	2:36.890	33.318	58.073	1:05.499	175.7	2:36.890							
2	2:07.401	<span style="background-color: green;">26.796</span>	33.638	1:06.967	178.0	4:44.291							
3	2:04.476	27.691	<span style="background-color: green;">32.714</span>	1:04.071	197.4	6:48.767							
4	<span style="background-color: green;">2:03.946</span>	27.089	33.493	<span style="background-color: green;">1:03.364</span>	180.9	8:52.713							
5	2:13.584	27.040	32.746	1:13.798	165.4	11:06.297							
6	2:07.005	27.572	33.450	1:05.983	168.2	13:13.302							
7	2:32.560	29.511	40.556	1:22.493	146.7	15:45.862							
8	2:54.039	31.022	35.350	1:47.667	140.0	18:39.901							
9	3:18.005	59.932	51.144	1:26.929	54.4	21:57.906							
10	2:09.337	28.265	34.218	1:06.854	153.6	24:07.243							
11	2:09.883	27.833	33.252	1:08.798	151.9	26:17.126							
<b>96</b>	<b>Miguel Matias</b> Miguel Matias Citroen Saxo												
1	2:09.701	32.260	33.517	1:03.924	187.3	2:09.701							
2	2:01.445	26.079	31.865	1:03.501	209.0	4:11.146							
3	1:59.941	26.027	31.705	<span style="background-color: green;">1:02.209</span>	209.8	6:11.087							
4	2:00.309	<span style="background-color: green;">25.806</span>	31.735	1:02.768	211.8	8:11.396							
5	2:01.971	25.994	32.532	1:03.445	205.1	10:13.367							
6	2:04.041	26.783	32.428	1:04.830	201.4	12:17.408							
7	2:06.081	27.172	33.099	1:05.810	193.3	14:23.489							
8	2:23.759	43.997	33.886	1:05.876	70.5	16:47.248							
9	2:38.441	34.391	38.864	1:25.186	150.9	19:25.689							
10	2:45.305	32.875	50.721	1:21.709	133.5	22:10.994							
11	2:02.212	26.406	31.698	1:04.108	209.0	24:13.206							
12	<span style="background-color: green;">1:59.843</span>	25.884	<span style="background-color: green;">31.493</span>	1:02.466	209.0	26:13.049							
<b>99</b>	<b>Manuel Moura Teixeira</b> Manuel Moura Teixeira Porsche 911 RS												
1	2:07.264	31.716	32.784	1:02.764	171.3	2:07.264							
2	2:00.440	25.684	30.993	1:03.763	199.2	4:07.704							
3	2:01.902	26.572	31.200	1:04.130	202.5	6:09.606							