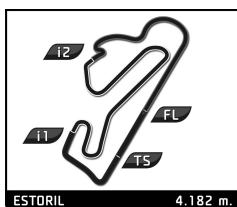


ANPAC START SEASON

CIRCUITO ESTORIL

29 MARÇO 2026



CPV CLÁSSICOS e LEGENDS

ANPAC START SEASON 2026 - Estoril 29 de Março 2026

TREINO CRONOMETRADO

Volta a volta

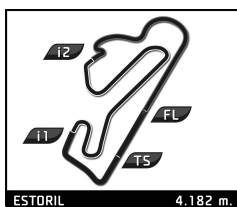
— Volta inválida ■ Melhor marca pessoal ■ Melhor da sessão ■ Cruzar pelo pit lane

Vlt.	Tempo	Inter. 1	Inter. 2	Inter. 3	km/h	Decorrido	Vlt.	Tempo	Inter. 1	Inter. 2	Inter. 3	km/h	Decorrido
7NV Fábio Mota Manuel Mota Citroen Saxo Cup							12	1:48.546	23.186	28.584	56.776	138.1	44:21.348
1	4:10.881	1:21.611	46.405	2:02.865	59.7	4:10.881	13	1:48.401	23.080	28.438	56.883	138.3	46:09.749
2	4:35.608	2:40.824	40.550	1:14.234	54.4	8:46.489							
3	2:45.183	27.813	36.094	1:41.276	90.7	11:31.672							
4	4:49.648	2:32.291	44.098	1:33.259	51.7	16:21.320							
5	9:06.920	7:08.641	41.893	1:16.386	27.4	25:28.240							
6	2:23.233	32.681	48.423	1:02.129	104.6	27:51.473							
1	3:41.711	1:10.786	37.009	1:53.916	67.6	3:41.711							
2	4:21.149	2:48.222	32.453	1:00.474	57.4	8:02.860							
3	2:08.397	24.365	31.409	1:12.623	116.7	10:11.257							
4	5:21.629	3:21.413	30.896	1:29.320	46.6	15:32.886							
5	8:13.051	6:42.401	31.218	59.432	30.4	23:45.937							
6	2:17.713	23.981	29.185	1:24.547	108.8	26:03.650							
1 Luís Liberal Luís Liberal BMW E30 M 3													
1	5:51.107	1:09.990	3:26.596	1:14.521	42.7	5:51.107							
2	6:36.374	3:52.914	48.414	1:55.046	37.8	12:27.481							
3	4:07.534	1:48.587	42.221	1:36.726	60.5	16:35.015							
4	7:40.931	6:10.028	32.330	58.573	32.5	24:15.946							
5	1:58.454	24.111	28.758	1:05.585	126.5	26:14.400							
6	10:03.119	8:25.376	34.690	1:03.053	24.8	36:17.519							
7	2:04.930	29.128	32.976	1:02.826	120.0	38:22.449							
8	2:11.597	29.928	33.497	1:08.172	113.9	40:34.046							
2 Rui Costa Rui Manuel Lopes Anjos Costa Ford Escort RS 1800													
1	3:21.996	54.980	47.255	1:39.761	74.2	3:21.996							
2	4:36.423	3:03.084	33.733	59.606	54.2	7:58.419							
3	1:48.834	23.648	28.519	56.667	137.7	9:47.253							
4	3:03.054	34.124	43.784	1:45.146	81.9	12:50.307							
5	3:56.967	1:38.403	39.939	1:38.625	63.2	16:47.274							
6	7:34.366	6:07.117	29.795	57.454	33.0	24:21.640							
7	1:47.723	23.336	28.349	56.038	139.1	26:09.363							
8	1:50.724	24.526	28.434	57.764	135.4	28:00.087							
9	2:42.328	24.782	37.775	1:39.771	92.3	30:42.415							
10	5:55.490	4:25.302	28.996	1:01.192	42.2	36:37.905							
11	1:48.407	23.147	28.362	56.898	138.2	38:26.312							
12	1:48.801	24.406	28.330	56.065	137.7	40:15.113							
13	1:48.731	23.918	28.723	56.090	137.8	42:03.844							
14	1:48.946	23.291	28.675	56.980	137.6	43:52.790							
3 João Macedo Silva João Pedro Macedo Silva Porsche 911 RSR													
1	5:33.897	2:20.389	54.296	2:19.212	44.9	5:33.897							
2	3:50.616	2:17.804	32.266	1:00.546	65.0	9:24.513							
3	3:11.551	25.962	47.274	1:58.315	78.2	12:36.064							
4	4:37.244	2:06.165	44.063	1:47.016	54.1	17:13.308							
5	7:32.904	6:02.014	31.816	59.074	33.1	24:46.212							
6	1:50.255	23.767	29.082	57.406	135.9	26:36.467							
7	1:57.846	24.093	28.875	1:04.878	127.2	28:34.313							
8	8:26.004	6:56.796	30.313	58.895	29.6	37:00.317							
9	1:54.419	23.735	29.432	1:01.252	131.0	38:54.736							
10	1:49.690	23.799	29.104	56.787	136.6	40:44.426							
11	1:48.376	23.359	28.701	56.316	138.3	42:32.802							
5 Pedro Poças Pedro Poças Porsche 944							12	1:48.546	23.186	28.584	56.776	138.1	44:21.348
1	5:38.510	2:22.994	54.480	2:21.036	44.3	5:38.510	13	1:48.401	23.080	28.438	56.883	138.3	46:09.749
2	3:45.887	2:03.760	35.380	1:06.747	66.3	9:24.397							
3	3:19.123	29.072	46.943	2:03.108	75.3	12:43.520							
7 António Zenha António Zenha VW Golf GTI													
1	3:46.165	1:04.039	45.833	1:56.293	66.3	3:46.165							
2	4:39.553	2:47.348	40.404	1:11.801	53.6	8:25.718							
3	2:41.637	29.432	36.567	1:35.638	92.7	11:07.355							
4	4:57.820	2:44.535	36.150	1:37.135	50.3	16:05.175							
5	8:10.970	6:27.280	35.814	1:07.876	30.5	24:16.145							
6	2:11.688	28.960	34.863	1:07.865	113.8	26:27.833							
7	2:23.092	28.741	34.485	1:19.866	104.7	28:50.925							
8	9:12.529	7:12.101	40.958	1:19.470	27.1	38:03.454							
9	2:31.402	32.799	39.854	1:18.749	99.0	40:34.856							
10	2:31.111	33.204	39.681	1:18.226	99.2	43:05.967							
11	2:31.656	33.742	39.525	1:18.389	98.8	45:37.623							
10 Bruno Santos Bruno Santos Porsche 911 RSR													
1	4:25.893	1:39.866	41.359	2:04.668	56.4	4:25.893							
2	4:15.166	2:32.423	31.798	1:10.945	58.7	8:41.059							
3	2:29.499	24.232	29.734	1:35.533	100.2	11:10.558							
4	4:47.714	2:39.889	29.954	1:37.871	52.1	15:58.272							
5	8:00.364	6:26.036	29.958	1:04.370	31.2	23:58.636							
6	1:50.263	23.565	29.217	57.481	135.9	25:48.899							
7	1:48.083	23.554	28.161	56.368	138.7	27:36.982							
8	2:28.743	26.680	31.993	1:30.070	100.8	30:05.725							
9	8:34.936	6:57.979	30.962	1:05.995	29.1	38:40.661							
10	1:47.734	23.188	28.256	56.290	139.1	40:28.395							
11	1:45.996	22.987	28.064	54.945	141.4	42:14.391							
12	2:37.165	26.401	37.113	1:33.651	95.4	44:51.556							
12 Rui Azevedo Rui Azevedo Ford Escort RS 1600													
1	3:38.806	1:03.941	43.581	1:51.284	68.5	3:38.806							
2	4:23.448	2:49.930	33.200	1:00.318	56.9	8:02.254							
3	2:11.598	24.390	31.820	1:15.388	113.9	10:13.852							
4	5:20.649	3:20.843	30.265	1:29.541	46.7	15:34.501							
5	8:11.883	6:42.264	30.152	59.467	30.5	23:46.384							
6	1:53.336	24.008	29.036	1:00.292	132.2	25:39.720							
7	1:52.462	24.417	29.678	58.367	133.3	27:32.182							
8	2:31.486	24.600	32.675	1:34.211	98.9	30:03.668							
9	6:33.894	5:02.627	29.687	1:01.580	38.0	36:37.562							
10	1:51.356	24.201	29.101	58.054	134.6	38:28.918							
11	1:52.843	24.308	29.908	58.627	132.8	40:21.761							
12	2:21.861	24.345	29.862	1:27.654	105.6	42:43.622							
13 Pedro Bartolomeu Pedro Miguel Dias Frederico Bartolom Renault Spider													
1	5:14.853	2:02.697	58.793	2:13.363	47.6	5:14.853							
2	4:23.036	2:28.120	35.878	1:19.038	57.0	9:37.889							

ANPAC START SEASON

CIRCUITO ESTORIL

29 MARÇO 2026



CPV CLÁSSICOS e LEGENDS

ANPAC START SEASON 2026 - Estoril 29 de Março 2026

TREINO CRONOMETRADO

Volta a volta

— Volta invalidada ■ Melhor marca pessoal ■ Melhor da sessão ■ Cruzar pelo pit lane

Vlt.	Tempo	Inter. 1	Inter. 2	Inter. 3	km/h	Decorrido
3	15:18.421	...	35.031	1:06.374	16.3	24:56.310
18	Pedro Faria					
Pedro Faria Honda Civic EF						
1	4:44.130B	1:40.433	58.016	2:05.681	52.7	4:44.130
2	4:16.242	2:22.063	38.022	1:16.157	58.5	9:00.372
3	2:42.326B	30.774	38.790	1:32.762	92.3	11:42.698
4	4:26.772B	2:12.596	36.602	1:37.574	56.2	16:09.470
5	8:13.920	6:28.795	35.961	1:09.164	30.3	24:23.390
6	2:12.966	28.524	35.602	1:08.840	112.7	26:36.356
7	2:26.160B	29.322	35.122	1:21.716	102.5	29:02.516
8	7:41.098	5:48.406	39.370	1:13.322	32.5	36:43.614
9	2:12.615	29.579	35.031	1:08.005	113.0	38:56.229
10	2:13.512	29.813	35.759	1:07.940	112.3	41:09.741
11	2:14.426	28.964	35.251	1:10.211	111.5	43:24.167

Vlt.	Tempo	Inter. 1	Inter. 2	Inter. 3	km/h	Decorrido
21	José Meireles					
José Meireles BMW E30 M 3						
1	4:14.842B	1:23.079	46.922	2:04.841	58.8	4:14.842
2	4:12.843	2:37.441	33.495	1:01.907	59.3	8:27.685
3	2:30.551B	25.514	31.353	1:33.684	99.5	10:58.236
4	4:54.636B	2:44.703	30.839	1:39.094	50.9	15:52.872
5	8:10.473	6:29.884	33.355	1:07.234	30.6	24:03.345
6	1:50.691	24.014	29.144	57.533	135.4	25:54.036
7	1:49.896	23.879	28.893	57.124	136.4	27:43.932
8	2:55.337B	28.242	40.921	1:46.174	85.5	30:39.269

Vlt.	Tempo	Inter. 1	Inter. 2	Inter. 3	km/h	Decorrido
24	António Soares					
António José Moreira da Cunha Soare Ford Escort MK1						
1	3:29.999B	54.359	49.459	1:46.181	71.4	3:29.999
2	4:31.542	2:56.631	34.300	1:00.611	55.2	8:01.541
3	1:50.534	24.107	28.690	57.737	135.6	9:52.075
4	3:11.222B	32.460	42.766	1:55.996	78.4	13:03.297
5	3:56.650B	1:25.397	41.179	1:50.074	63.3	16:59.947
6	7:27.152	5:56.143	30.749	1:00.260	33.5	24:27.099
7	1:56.720	25.319	31.521	59.880	128.4	26:23.819
8	2:16.304B	23.589	28.826	1:23.889	110.0	28:40.123
9	7:40.344	6:05.163	31.508	1:03.673	32.6	36:20.467
10	2:05.718	31.217	32.314	1:02.187	119.2	38:26.185
11	1:48.705	23.778	28.666	56.261	137.9	40:14.890
12	1:50.806	25.080	28.822	56.904	135.3	42:05.696
13	1:48.313	23.171	28.687	56.455	138.4	43:54.009

Vlt.	Tempo	Inter. 1	Inter. 2	Inter. 3	km/h	Decorrido
33	João Cruz					
João Cruz Ford Anglia						
1	3:33.482B	58.066	46.699	1:48.717	70.2	3:33.482
2	4:31.583	2:54.301	34.569	1:02.713	55.2	8:05.065
3	2:13.807B	25.753	30.641	1:17.413	112.0	10:18.872
4	28:35.447	3:23.385	...	5:53.554	8.7	38:54.319
5	1:57.215	26.119	30.643	1:00.453	127.9	40:51.534
6	1:55.237	24.927	30.815	59.495	130.1	42:46.771

Vlt.	Tempo	Inter. 1	Inter. 2	Inter. 3	km/h	Decorrido
34	Carlos Santos					
Carlos Santos Ford Escort MK1						
1	4:31.401B	1:42.988	47.738	2:00.675	55.2	4:31.401
2	4:58.167	3:09.777	38.813	1:09.577	50.3	9:29.568
3	3:16.510B	28.955	42.917	2:04.638	76.3	12:46.078

Vlt.	Tempo	Inter. 1	Inter. 2	Inter. 3	km/h	Decorrido
4	12:01.224	1:49.580	44.713	9:26.931	20.8	24:47.302
5	2:04.971	28.370	33.018	1:03.583	119.9	26:52.273
6	2:26.423B	28.598	32.790	1:25.035	102.4	29:18.696
7	8:07.697	6:16.932	41.958	1:08.807	30.7	37:26.393
8	2:06.172	27.238	34.953	1:03.981	118.8	39:32.565
9	2:04.737	27.613	33.197	1:03.927	120.1	41:37.302
10	2:24.546B	27.288	32.627	1:24.631	103.7	44:01.848

Vlt.	Tempo	Inter. 1	Inter. 2	Inter. 3	km/h	Decorrido
35	Nuno Vinhas					
Nuno Manuel Vinhas Hyundai Accent						
1	5:23.650B	2:00.578	1:08.583	2:14.489	46.3	5:23.650
2	6:56.819B	4:16.851	47.449	1:52.519	36.0	12:20.469

Vlt.	Tempo	Inter. 1	Inter. 2	Inter. 3	km/h	Decorrido
38	Paulo Ascensão					
Paulo Amaral Ascensão Honda Civic EG6						
1	3:50.411B	1:02.471	52.709	1:55.231	65.0	3:50.411
2	4:33.082	2:44.156	38.174	1:10.752	54.9	8:23.493
3	2:38.083B	28.868	33.692	1:35.523	94.8	11:01.576
4	5:02.078B	2:48.425	35.447	1:38.206	49.6	16:03.654
5	8:08.144	6:26.875	33.948	1:07.321	30.7	24:11.798
6	2:03.620	27.625	32.564	1:03.431	121.2	26:15.418
7	2:02.774	26.346	32.321	1:04.107	122.1	28:18.192
8	2:39.729B	32.536	35.948	1:31.245	93.8	30:57.921
9	6:10.319	4:18.901	34.763	1:16.655	40.5	37:08.240
10	2:08.802	28.461	33.447	1:06.894	116.4	39:17.042
11	2:09.126	28.885	33.147	1:07.094	116.1	41:26.168
12	2:06.381	28.438	33.492	1:04.451	118.6	43:32.549
13	2:03.630	27.443	32.592	1:03.595	121.2	45:36.179

Vlt.	Tempo	Inter. 1	Inter. 2	Inter. 3	km/h	Decorrido
39	Miguel Abreu					
Miguel Abreu Hyundai Accent						
1	4:47.311B	1:41.263	1:01.372	2:04.676	52.2	4:47.311
2	4:13.766	2:20.372	39.920	1:13.474	59.1	9:01.077
3	3:11.125B	31.422	50.582	1:49.121	78.4	12:12.202
4	4:16.736B	1:55.273	47.376	1:34.087	58.4	16:28.938
5	8:03.330	6:10.857	38.754	1:13.719	31.0	24:32.268
6	2:19.519	31.030	37.377	1:11.112	107.4	26:51.787
7	2:48.961B	30.656	37.344	1:40.961	88.7	29:40.748
8	7:10.297	5:18.309	36.560	1:15.428	34.8	36:51.045
9	2:16.019	29.628	36.405	1:09.986	110.2	39:07.064
10	2:15.420	29.512	36.368	1:09.540	110.7	41:22.484
11	2:15.633	29.316	36.168	1:10.149	110.5	43:38.117
12	2:37.810B	29.395	36.481	1:31.934	95.0	46:15.927

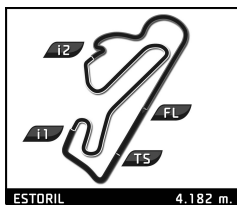
Vlt.	Tempo	Inter. 1	Inter. 2	Inter. 3	km/h	Decorrido
40	Douglas Gilman					
Douglas Gilman Hyundai Accent						
1	5:02.222B	1:53.836	54.900	2:13.486	49.6	5:02.222
2	22:09.265	2:12.013	...	1:09.545	11.3	27:11.487
3	2:40.231B	28.829	35.531	1:35.871	93.5	29:51.718
4	6:59.740	5:08.112	36.010	1:15.618	35.7	36:51.458
5	2:14.716	29.895	35.629	1:09.192	111.2	39:06.174
6	2:12.235	28.707	35.126	1:08.402	113.3	41:18.409
7	2:14.541	28.823	35.092	1:10.626	111.4	43:32.950
8	2:13.144	29.431	35.861	1:07.852	112.6	45:46.094

Vlt.	Tempo	Inter. 1	Inter. 2	Inter. 3	km/h	Decorrido
41	Cayo Santos					
Cayo Santos Hyundai Accent						

ANPAC START SEASON

CIRCUITO ESTORIL

29 MARÇO 2026



CPV CLÁSSICOS e LEGENDS

ANPAC START SEASON 2026 - Estoril 29 de Março 2026

TREINO CRONOMETRADO

Volta a volta

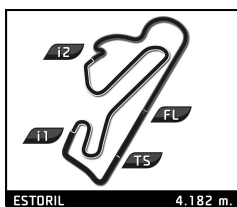
— Volta invalidada ■ Melhor marca pessoal ■ Melhor da sessão ■ Cruzar pelo pit lane

Vlt.	Tempo	Inter. 1	Inter. 2	Inter. 3	km/h	Decorrido	Vlt.	Tempo	Inter. 1	Inter. 2	Inter. 3	km/h	Decorrido
42 Duarte Franco Duarte Franco Hyundai Accent													
1	5:11.539B	2:01.191	59.014	2:11.334	48.1	5:11.539	1	3:43.675B	58.239	50.941	1:54.495	67.0	3:43.675
2	3:55.593	2:02.282	37.606	1:15.705	63.6	9:07.132	2	4:45.100	2:49.852	40.377	1:14.871	52.6	8:28.775
3	3:17.480B	35.076	48.687	1:53.717	75.9	12:24.612	3	2:45.359B	29.666	37.043	1:38.650	90.6	11:14.134
4	4:15.847B	1:53.131	45.879	1:36.837	58.6	16:40.459	4	13:34.029	...	36.257	1:10.411	18.4	24:48.163
5	8:05.759	6:18.920	37.277	1:09.562	30.9	24:46.218	5	2:15.274	29.045	36.228	1:10.001	110.8	27:03.437
6	2:14.806	29.102	36.302	1:09.402	111.2	27:01.024	6	2:43.717B	29.444	36.249	1:38.024	91.5	29:47.154
7	2:44.464B	29.346	35.829	1:39.289	91.1	29:45.488							
8	7:02.312	5:09.501	36.753	1:16.058	35.5	36:47.800							
9	2:18.313	31.616	36.109	1:10.588	108.4	39:06.113							
10	2:18.659	31.439	37.572	1:09.648	108.1	41:24.772							
11	2:18.388	29.205	38.391	1:10.792	108.3	43:43.160							
43 Nuno Vinhas Nuno Maria Vinhas Hyundai Accent													
1	4:53.053B	1:44.606	1:01.442	2:07.005	51.1	4:53.053							
2	4:09.893	2:19.198	37.297	1:13.398	60.0	9:02.946							
3	3:11.595B	30.462	51.241	1:49.892	78.2	12:14.541							
4	4:18.116B	1:59.267	43.116	1:35.733	58.1	16:32.657							
5	8:32.080	6:13.297	36.931	1:41.852	29.3	25:04.737							
6	2:33.203B	30.086	37.411	1:25.706	97.8	27:37.940							
7	8:58.038	7:08.410	37.534	1:12.094	27.9	36:35.978							
8	2:19.455	29.330	37.537	1:12.588	107.5	38:55.433							
9	2:18.476	29.930	36.897	1:11.649	108.2	41:13.909							
10	2:18.444	30.014	36.775	1:11.655	108.3	43:32.353							
44 Cláudio Vieira Cláudio Estefânio Fernandes Vieira Porsche 911 RSR													
1	4:03.444B	1:25.843	40.553	1:57.048	61.6	4:03.444							
2	4:17.113	2:37.936	34.444	1:04.733	58.3	8:20.557							
3	2:22.619B	25.750	30.675	1:26.194	105.1	10:43.176							
4	4:59.089B	2:56.528	30.097	1:32.464	50.1	15:42.265							
5	8:06.076	6:38.286	29.930	57.860	30.8	23:48.341							
6	2:13.583B	24.079	28.767	1:20.737	112.2	26:01.924							
46 Diogo Cavaco Diogo Cavaco Hyundai Accent													
1	4:49.175B	1:43.412	1:00.717	2:05.046	51.8	4:49.175							
2	4:14.576	2:17.642	40.401	1:16.533	58.9	9:03.751							
3	3:12.399B	32.355	49.214	1:50.830	77.9	12:16.150							
4	4:26.155B	2:04.714	43.767	1:37.674	56.3	16:42.305							
5	8:12.095	6:18.902	40.774	1:12.419	30.5	24:54.400							
6	2:24.461	31.525	40.391	1:12.545	103.7	27:18.861							
7	2:41.527B	30.251	38.597	1:32.679	92.8	30:00.388							
8	9:05.999	7:12.468	39.293	1:14.238	27.4	39:06.387							
9	2:23.458	31.753	39.291	1:12.414	104.5	41:29.845							
10	2:35.585B	30.087	37.882	1:27.616	96.3	44:05.430							
49 Nuno Martins Nuno Martins Hyundai Accent													
1	3:59.765B	1:14.968	46.028	1:58.769	62.5	3:59.765							
2	4:29.519	2:36.186	39.462	1:13.871	55.6	8:29.284							
3	2:43.109B	29.795	36.349	1:36.965	91.9	11:12.393							
4	5:11.438B	2:52.174	46.567	1:32.697	48.1	16:23.831							
5	7:59.442	6:11.835	37.497	1:10.110	31.3	24:23.273							
6	2:15.859	29.517	36.102	1:10.240	110.3	26:39.132							
7	2:26.398B	29.666	36.006	1:20.726	102.4	29:05.530							
8	8:03.192	6:08.442	38.787	1:15.963	31.0	37:08.722							
9	2:15.093	30.000	36.257	1:08.836	110.9	39:23.815							
10	2:16.859	30.807	36.682	1:09.370	109.5	41:40.674							
11	2:14.184	28.926	36.303	1:08.955	111.7	43:54.858							
12	2:14.994	29.308	35.946	1:09.740	111.0	46:09.852							
53 Filipe Vieira Filipe Vieira Hyundai Accent													
1	4:17.951B	1:25.816	47.024	2:05.111	58.1	4:17.951							
2	4:41.169	2:44.020	40.027	1:17.122	53.3	8:59.120							
3	3:05.238B	32.808	45.533	1:46.897	80.9	12:04.358							
55 Sérgio Pinto Sérgio Pinto Subaru Impreza GC8													
1	4:28.508B	1:39.664	43.578	2:05.266	55.8	4:28.508							
2	5:36.422B	3:42.333	35.535	1:18.554	44.5	10:04.930							
3	6:07.193B	3:51.374	36.571	1:39.248	40.8	16:12.123							
4	9:01.785	7:15.830	37.287	1:08.668	27.7	25:13.908							
5	2:21.194	30.285	40.213	1:10.696	106.1	27:35.102							
6	2:39.690B	33.421	38.721	1:27.548	93.8	30:14.792							
506 François Monory François Monory Ford Escort RS 2000													
1	3:40.217B	59.233	46.481	1:54.503	68.1	3:40.217							
2	4:39.343	2:49.401	41.424	1:08.518	53.7	8:19.560							
3	2:27.953B	26.244	31.653	1:30.056	101.3	10:47.513							
4	5:26.734B	3:17.092	40.094	1:29.548	45.9	16:14.247							
5	7:55.497	6:16.334	32.439	1:06.724	31.5	24:09.744							
6	1:58.513	25.952	31.077	1:01.484	126.5	26:08.257							
7	2:04.443	26.225	33.626	1:04.592	120.4	28:12.700							
8	2:42.761B	30.130	40.320	1:32.311	92.1	30:55.461							
9	5:50.586	4:13.908	32.346	1:04.332	42.7	36:46.047							
10	2:00.873	26.272	31.369	1:03.232	124.0	38:46.920							
11	1:58.570	25.656	31.578	1:01.336	126.4	40:45.490							
12	1:59.020	25.437	32.122	1:01.461	125.9	42:44.510							
13	1:58.820	25.398	31.710	1:01.712	126.1	44:43.330							
56 Tiago Ribeiro Tiago Jorge Meireles Ribeiro Honda Integra Type R													
1	3:36.202B	56.278	48.939	1:50.985	69.3	3:36.202							
2	4:28.902	2:52.052	33.534	1:03.316	55.7	8:05.104							
3	2:23.053B	26.379	30.933	1:25.741	104.8	10:28.157							
4	5:27.980B	3:16.487	32.529	1:38.964	45.7	15:56.137							
5	8:10.329	6:29.478	32.784	1:08.067	30.6	24:06.466							
6	1:58.690	25.944	31.848	1:00.898	126.3	26:05.156							
7	1:55.308	25.311	30.773	59.224	130.0	28:00.464							
8	2:50.100B	31.605	46.543	1:31.952	88.1	30:50.564							

ANPAC START SEASON

CIRCUITO ESTORIL

29 MARÇO 2026



CPV CLÁSSICOS e LEGENDS

ANPAC START SEASON 2026 - Estoril 29 de Março 2026

TREINO CRONOMETRADO

Volta a volta

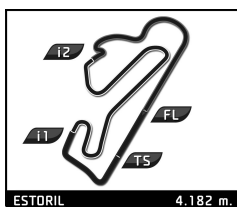
— Volta invalidada ■ Melhor marca pessoal ■ Melhor da sessão B Cruzar pelo pit lane

Vlt.	Tempo	Inter. 1	Inter. 2	Inter. 3	km/h	Decorrido	Vlt.	Tempo	Inter. 1	Inter. 2	Inter. 3	km/h	Decorrido
9	6:21.352	4:39.049	38.394	1:03.909	39.3	37:11.916							
10	1:59.877	25.972	31.890	1:02.015	125.0	39:11.793							
11	2:00.399	26.327	32.115	1:01.957	124.5	41:12.192							
12	1:56.525	25.357	31.224	59.944	128.6	43:08.717							
13	1:56.975	25.098	31.365	1:00.512	128.1	45:05.692							
59	Miguel Calixto												
	Miguel Calixto Hyundai Accent												
1	5:05.159B	1:55.763	57.856	2:11.540	49.1	5:05.159							
2	4:01.530	2:12.119	36.858	1:12.553	62.0	9:06.689							
3	3:11.876B	30.099	49.317	1:52.460	78.1	12:18.565							
4	4:19.708B	1:56.638	46.158	1:36.912	57.7	16:38.273							
5	7:57.187	6:10.307	36.216	1:10.664	31.4	24:35.460							
6	2:15.414	29.298	36.023	1:10.093	110.7	26:50.874							
7	2:34.375B	29.151	35.775	1:29.449	97.1	29:25.249							
8	7:31.508	5:27.885	36.553	1:27.070	33.2	36:56.757							
9	2:16.078	30.063	36.321	1:09.694	110.1	39:12.835							
10	2:14.017	28.815	35.393	1:09.809	111.8	41:26.852							
11	2:13.475	29.158	35.303	1:09.014	112.3	43:40.327							
077	Tiago Santos												
	Tiago Santos Porsche 911 RS												
1	4:07.492B	1:26.211	40.894	2:00.387	60.6	4:07.492							
2	4:09.702	2:34.643	32.126	1:02.933	60.0	8:17.194							
3	2:17.068B	25.239	30.307	1:21.522	109.3	10:34.262							
4	5:05.330B	3:02.513	30.148	1:32.669	49.1	15:39.592							
5	8:08.693	6:38.822	29.923	59.948	30.7	23:48.285							
6	1:52.560	24.694	29.259	58.607	133.1	25:40.845							
7	1:51.542	24.216	29.120	58.206	134.4	27:32.387							
8	2:25.852B	23.756	29.565	1:32.531	102.8	29:58.239							
9	7:02.418	5:27.481	31.809	1:03.128	35.5	37:00.657							
10	1:54.165	24.138	29.688	1:00.339	131.3	38:54.822							
11	1:53.145	24.855	29.787	58.503	132.5	40:47.967							
12	1:52.290	23.918	29.791	58.581	133.5	42:40.257							
13	1:51.231	23.775	29.321	58.135	134.7	44:31.488							
79	Hugo Ferreira												
	Hugo Ferreira Renault Spider												
1	5:29.205B	2:09.673	1:03.451	2:16.081	45.5	5:29.205							
2	3:36.666	1:54.517	34.277	1:07.872	69.2	9:05.871							
3	3:03.937B	27.820	48.730	1:47.387	81.5	12:09.808							
4	11:38.694	...	33.895	1:03.886	21.4	23:48.502							
5	1:58.400	25.929	30.678	1:01.793	126.6	25:46.902							
6	2:03.569B	25.597	29.929	1:08.043	121.3	27:50.471							
7	9:06.675	7:32.778	30.963	1:02.934	27.4	36:57.146							
8	1:57.577	26.357	30.782	1:00.438	127.5	38:54.723							
9	1:55.796	24.770	30.827	1:00.199	129.4	40:50.519							
10	1:53.596	24.553	30.424	58.619	131.9	42:44.115							
11	1:53.266	24.463	30.199	58.604	132.3	44:37.381							
82	Pedro Lisboa												
	Pedro Lisboa Renault Megane												
1	39:35.432	...	33.287	1:02.795	6.3	39:35.432							
2	1:58.311	25.749	31.734	1:00.828	126.7	41:33.743							
3	1:58.372	26.043	31.511	1:00.818	126.6	43:32.115							
4	1:57.593	25.708	31.416	1:00.469	127.4	45:29.708							
87	Paulo Ferraz												
	Paulo Rui Moura Ferraz Renault Clio 1.8 16 V												
1	5:19.922B	2:05.249	1:01.624	2:13.049	46.8	5:19.922							
2	4:00.595	2:04.413	40.523	1:15.659	62.3	9:20.517							
3	3:20.486B	32.444	46.054	2:01.988	74.8	12:41.003							
4	4:28.372B	1:57.255	44.058	1:47.059	55.8	17:09.375							
5	7:48.961	5:58.460	37.360	1:13.141	32.0	24:58.336							
6	2:16.108	29.065	36.751	1:10.292	110.1	27:14.444							
7	2:42.400B	29.185	35.591	1:37.624	92.3	29:56.844							
8	7:04.961	5:12.279	38.176	1:14.506	35.3	37:01.805							
9	2:14.143	29.560	35.506	1:09.077	111.7	39:15.948							
10	2:28.100	31.728	38.961	1:17.411	101.2	41:44.048							
11	2:15.130	28.786	35.620	1:10.724	110.9	43:59.178							
88	Luís Barros												
	LOB Motorsport Volvo 240 Turbo												
1	9:20.373	7:38.964	35.272	1:06.137	26.7	9:20.373							
2	3:09.942B	25.535	49.303	1:55.104	78.9	12:30.315							
3	4:46.956B	2:16.274	42.935	1:47.747	52.2	17:17.271							
4	7:24.543	5:51.462	31.211	1:01.870	33.7	24:41.814							
5	1:54.893	24.903	30.192	59.798	130.4	26:36.707							
6	2:07.432B	25.294	30.114	1:12.024	117.6	28:44.139							
7	9:18.111	7:48.029	30.108	59.974	26.9	38:02.250							
8	1:53.169	24.649	29.641	58.879	132.4	39:55.419							
9	1:53.249	24.448	29.760	59.041	132.3	41:48.668							
94	Pedro Carvalho												
	Pedro Carvalho Citroen Saxo												
1	5:22.193B	2:06.359	1:01.675	2:14.159	46.5	5:22.193							
2	5:19.123B	2:57.189	44.062	1:37.872	47.0	10:41.316							
3	6:34.294B	4:03.250	42.456	1:48.588	38.0	17:15.610							
4	7:51.387	6:03.775	37.180	1:10.432	31.8	25:06.997							
5	2:10.821	28.810	35.255	1:06.756	114.6	27:17.818							
6	2:35.985B	26.938	33.342	1:35.705	96.1	29:53.803							
7	7:23.846	5:40.584	35.522	1:07.740	33.8	37:17.649							
8	2:08.602	31.563	33.047	1:03.992	116.5	39:26.251							
9	2:01.440	27.273	32.027	1:02.140	123.4	41:27.691							
10	2:04.188	27.151	33.048	1:03.989	120.7	43:31.879							
96	Miguel Matias												
	Miguel Matias Citroen Saxo												
1	3:57.382B	1:13.595	43.733	2:00.054	63.1	3:57.382							
2	4:26.817	2:42.814	35.883	1:08.120	56.2	8:24.199							
3	2:30.422B	26.080	31.813	1:32.529	99.6	10:54.621							
4	5:06.664B	2:54.244	33.462	1:38.958	48.9	16:01.285							
5	8:04.813	6:28.646	32.590	1:03.577	30.9	24:06.098							
6	2:00.884	26.940	31.421	1:02.523	124.0	26:06.982							
7	1:58.721	26.038	31.327	1:01.356	126.2	28:05.703							
8	2:47.855B	30.861	45.711	1:31.283	89.3	30:53.558							
9	5:54.922	4:12.164	34.319	1:08.439	42.2	36:48.480							
10	2:03.813	27.000	32.269	1:04.544	121.0	38:52.293							
11	2:01.020	25.788	32.150	1:03.082	123.8	40:53.313							
12	2:54.625B	30.393	42.254	1:41.978	85.8	43:47.938							
99	Manuel Moura Teixeira												
	Manuel Moura Teixeira Porsche 911 RS												

ANPAC START SEASON

CIRCUITO ESTORIL

29 MARÇO 2026



CPV CLÁSSICOS e LEGENDS

ANPAC START SEASON 2026 - Estoril 29 de Março 2026

TREINO CRONOMETRADO

Volta a volta

— Volta invalidada ■ Melhor marca pessoal ■ Melhor da sessão B Cruzar pelo pit lane

Vlt.	Tempo	Inter. 1	Inter. 2	Inter. 3	km/h	Decorrido	Vlt.	Tempo	Inter. 1	Inter. 2	Inter. 3	km/h	Decorrido
1	4:59.028 B	1:53.173	53.762	2:12.093	50.1	4:59.028							
2	4:43.369	3:01.379	36.558	1:05.432	52.9	9:42.397							
3	3:06.592 B	29.598	35.997	2:00.997	80.3	12:48.989							
4	3:55.864 B	1:38.521	38.852	1:38.491	63.5	16:44.853							
5	8:09.486	6:28.565	34.503	1:06.418	30.6	24:54.339							
6	2:01.730	25.828	32.630	1:03.272	123.1	26:56.069							
7	2:26.451 B	26.410	32.539	1:27.502	102.3	29:22.520							
8	7:06.709	5:28.279	32.703	1:05.727	35.1	36:29.229							
9	2:03.319	26.347	31.785	1:05.187	121.5	38:32.548							
10	1:59.034	25.975	31.338	1:01.721	125.9	40:31.582							
11	1:56.108	25.231	30.351	1:00.526	129.1	42:27.690							
12	1:57.291	24.962	30.350	1:01.979	127.8	44:24.981							
13	1:56.214	25.137	30.284	1:00.793	129.0	46:21.195							