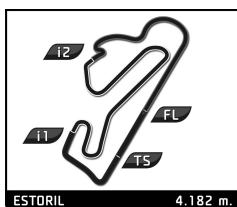



# ANPAC START SEASON

## CIRCUITO ESTORIL

29 MARÇO 2026



### CPV SUPER LEGENDS

#### ANPAC START SEASON 2026 - Estoril 29 de Março 2026

#### CORRIDA 2

Volta a volta

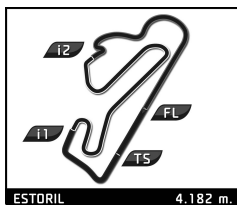

— Volta invalidada ■ Melhor marca pessoal ■ Melhor da sessão ■ Cruzar pelo pit lane

Vlt.	Tempo	Inter. 1	Inter. 2	Inter. 3	V.Máx	Decorrido	Vlt.	Tempo	Inter. 1	Inter. 2	Inter. 3	V.Máx	Decorrido	
<b>106</b>	<b>Nuno Batista</b>							11	1:58.851	25.462	31.499	1:01.890	207.8	21:53.677
	Nuno Batista							12	1:58.900	25.543	31.503	1:01.854	208.2	23:52.577
	Seat Leon							13	1:58.490	25.279	31.462	1:01.749	210.6	25:51.067
1	1:48.977	25.477	28.393	55.107	194.3	1:48.977								
2	1:46.473	23.098	28.269	55.106	227.1	3:35.450								
3	1:46.730	23.278	28.262	55.190	223.0	5:22.180								
4	1:46.335	23.107	28.227	55.001	222.1	7:08.515								
5	1:46.042	23.134	28.127	54.781	223.0	8:54.557								
6	1:46.257	23.094	28.223	54.940	219.4	10:40.814								
7	1:47.305	23.660	27.996	55.649	229.0	12:28.119								
8	1:47.172	23.073	28.318	55.781	217.7	14:15.291								
9	1:46.359	23.119	28.106	55.134	218.1	16:01.650								
10	1:49.188	23.060	28.524	57.604	224.8	17:50.838								
11	1:48.277	23.448	28.856	55.973	209.4	19:39.115								
12	1:49.354	24.045	29.303	56.006	201.0	21:28.469								
13	1:49.579	23.943	28.700	56.936	198.8	23:18.048								
14	1:50.374	23.947	28.721	57.706	217.3	25:08.422								
<b>108</b>	<b>Vasco Barros</b>													
	Lob Motorsport													
	BMW M3 E30													
1	1:49.758	25.939	28.392	55.427	200.3	1:49.758								
2	1:46.543	23.053	28.195	55.295	224.8	3:36.301								
3	1:46.851	23.437	28.265	55.149	213.5	5:23.152								
4	1:46.251	23.336	27.937	54.978	213.5	7:09.403								
5	1:46.107	23.004	28.103	55.000	220.8	8:55.510								
6	1:46.825	23.545	28.187	55.093	197.8	10:42.335								
7	1:46.647	23.594	28.010	55.043	202.9	12:28.982								
8	1:46.636	23.321	28.084	55.231	209.8	14:15.618								
9	1:46.886	23.412	28.220	55.254	204.8	16:02.504								
10	2:16.775B	24.323	36.921	1:15.531	204.0	18:19.279								
<b>113</b>	<b>Ruben Fernandes</b>													
	Ruben Fernandes													
	Renault Clio RS													
1	2:02.710	29.678	31.356	1:01.676	174.6	2:02.710								
2	1:59.008	26.075	31.621	1:01.312	205.5	4:01.718								
3	2:08.443	26.356	31.494	1:10.593	204.4	6:10.161								
4	2:21.936	34.573	37.030	1:10.333	121.3	8:32.097								
5	2:23.890	32.652	36.810	1:14.428	129.0	10:55.987								
6	2:24.344	32.190	37.419	1:14.735	130.8	13:20.331								
7	2:28.423	33.215	38.690	1:16.518	122.7	15:48.754								
8	2:35.755	41.108	37.979	1:16.668	110.2	18:24.509								
9	2:29.239	33.123	40.114	1:16.002	121.5	20:53.748								
10	2:29.189	33.123	38.401	1:17.665	124.1	23:22.937								
11	2:28.605	34.868	37.697	1:16.040	120.1	25:51.542								
<b>154</b>	<b>João Ventura</b>													
	João Ventura													
	Honda Type R Cup													
1	2:02.385	29.028	31.414	1:01.943	171.6	2:02.385								
2	1:59.061	25.937	31.514	1:01.610	204.4	4:01.446								
3	1:58.807	26.011	31.576	1:01.220	203.2	6:00.253								
4	1:58.958	25.698	31.376	1:01.884	204.0	7:59.211								
5	1:59.063	25.983	31.420	1:01.660	211.0	9:58.274								
6	2:00.692	26.811	31.752	1:02.129	212.3	11:58.966								
7	1:59.478	25.921	31.593	1:01.964	197.4	13:58.444								
8	1:58.462	25.391	31.506	1:01.565	205.9	15:56.906								
9	1:59.201	25.667	31.659	1:01.875	206.7	17:56.107								
10	1:58.719	25.531	31.378	1:01.810	206.3	19:54.826								
<b>155</b>	<b>Estevão Oliveira</b>													
	Ribas Motorsport													
	Honda Type R Cup													
1	1:59.244	27.449	30.984	1:00.811	183.3	1:59.244								
2	1:57.530	25.673	30.928	1:00.929	205.9	3:56.774								
3	1:58.056	25.659	31.146	1:01.251	193.6	5:54.830								
4	1:58.598	26.088	31.118	1:01.392	195.0	7:53.428								
5	1:59.930	26.712	31.586	1:01.632	184.5	9:53.358								
6	1:57.592	25.527	31.172	1:00.893	202.5	11:50.950								
7	1:57.595	25.664	31.172	1:00.759	197.1	13:48.545								
8	1:58.103	25.594	31.293	1:01.216	208.6	15:46.648								
9	1:59.725	26.806	31.275	1:01.644	176.8	17:46.373								
10	1:59.234	26.233	31.386	1:01.615	191.9	19:45.607								
11	1:58.689	25.850	31.372	1:01.467	201.8	21:44.296								
12	1:59.319	26.005	31.475	1:01.839	200.3	23:43.615								
13	2:01.250	26.442	31.400	1:03.408	195.7	25:44.865								
<b>156</b>	<b>Paulo Gonçalves</b>													
	Paulo Gonçalves													
	Honda Type R Cup													
1	2:08.350	32.721	32.158	1:03.471	156.9	2:08.350								
2	2:02.283	27.584	31.672	1:03.027	172.4	4:10.633								
3	2:01.319	26.605	31.592	1:03.122	186.7	6:11.952								
4	2:02.110	27.179	31.788	1:03.143	186.4	8:14.062								
5	2:00.804	26.259	31.708	1:02.837	188.0	10:14.866								
6	2:01.209	26.374	31.625	1:03.210	196.0	12:16.075								
7	2:02.412	26.674	31.808	1:03.930	179.4	14:18.487								
8	2:00.530	26.304	31.656	1:02.570	180.6	16:19.017								
9	2:00.211	26.181	31.793	1:02.237	197.4	18:19.228								
10	2:01.049	26.592	31.780	1:02.677	193.9	20:20.277								
11	2:00.984	26.493	31.901	1:02.590	188.6	22:21.261								
12	2:01.164	26.449	32.111	1:02.604	179.7	24:22.425								
13	2:01.151	26.305	31.864	1:02.982	194.6	26:23.576								
<b>162</b>	<b>Miguel Abrantes</b>													
	Miguel Abrantes													
	Honda Type R Cup													
1	2:07.635	31.942	32.520	1:03.173	158.5	2:07.635								
2	2:01.654	26.535	32.222	1:02.897	201.4	4:09.289								
3	2:01.379	26.065	32.393	1:02.921	211.8	6:10.668								
4	2:01.464	26.669	32.175	1:02.620	206.7	8:12.132								
5	2:00.568	26.193	31.998	1:02.377	210.2	10:12.700								
6	2:01.048	26.158	32.271	1:02.619	207.8	12:13.748								
7	2:01.865	26.511	32.330	1:03.024	209.0	14:15.613								
8	2:01.064	26.656	32.084	1:02.324	199.9	16:16.677								
9	2:02.322	27.088</												

# ANPAC START SEASON

## CIRCUITO ESTORIL

29 MARÇO 2026



### CPV SUPER LEGENDS

## ANPAC START SEASON 2026 - Estoril 29 de Março 2026

### CORRIDA 2

Volta a volta

— Volta invalidada

■ Melhor marca pessoal

■ Melhor da sessão

■ Cruzar pelo pit lane

Vlt.	Tempo	Inter. 1	Inter. 2	Inter. 3	V.Máx	Decorrido
4	1:58.124	26.161	30.882	1:01.081	194.3	7:53.730
5	1:57.510	25.804	31.391	1:00.315	183.6	9:51.240
6	<b>1:56.245</b>	25.481	31.258	<b>59.506</b>	204.0	11:47.485
7	1:56.289	25.436	30.863	59.990	208.6	13:43.774
8	1:58.309	<b>25.404</b>	31.093	1:01.812	204.4	15:42.083
9	1:58.006	26.130	<b>30.867</b>	1:01.009	191.2	17:40.089
10	1:57.863	25.759	31.285	1:00.819	207.1	19:37.952
11	1:58.408	26.927	31.011	1:00.470	183.0	21:36.360

<b>167</b> Paulo Santos						
Paulo Santos Honda Type R						
1	2:22.381	48.799	32.171	1:01.411		2:22.381
2	1:55.498	25.180	30.274	1:00.044	189.9	4:17.879
3	1:54.549	24.559	30.048	59.942	220.3	6:12.428
4	1:54.489	25.443	<b>29.573</b>	<b>59.473</b>	203.2	8:06.917
5	1:55.994	25.059	30.168	1:00.767	199.9	10:02.911
6	1:55.691	24.841	29.681	1:01.169	204.0	11:58.602
7	1:54.304	24.982	29.738	59.584	200.3	13:52.906
8	<b>1:54.180</b>	<b>24.369</b>	29.721	1:00.090	213.5	15:47.086
9	1:54.581	24.880	29.587	1:00.114	190.3	17:41.667
10	1:56.024	24.904	30.239	1:00.881	212.3	19:37.691
11	1:55.914	24.428	30.835	1:00.651	214.7	21:33.605
12	1:55.228	24.649	29.676	1:00.903	213.1	23:28.833
13	1:56.415	25.046	29.995	1:01.374	193.9	25:25.248

<b>168</b> João Cabaça						
João Cabaça Honda Type R Cup						
1	2:01.397	27.929	31.444	1:02.024		2:01.397
2	1:59.570	26.324	31.532	1:01.714		4:00.967
3	1:58.863	25.976	31.563	<b>1:01.324</b>		5:59.830
4	1:59.171	25.809	31.432	1:01.930		7:59.001
5	1:58.730	25.908	<b>31.370</b>	1:01.452		9:57.731
6	1:59.632	25.696	31.588	1:02.348		11:57.363
7	1:59.254	25.885	31.616	1:01.753		13:56.617
8	1:58.627	<b>25.672</b>	31.296	1:01.659		15:55.244
9	1:58.798	25.696	31.331	1:01.771		17:54.042
10	1:59.667	26.140	31.908	1:01.619		19:53.709
11	1:58.979	25.741	31.646	1:01.592		21:52.688
12	<b>1:58.727</b>	25.676	31.452	1:01.599		23:51.415
13	1:59.264	25.725	31.511	1:02.028		25:50.679

<b>170</b> Jorge Silva						
Jorge Silva Honda Type R Cup						
1	2:03.108	29.984	31.296	1:01.828	173.8	2:03.108
2	1:59.112	26.056	31.358	1:01.698	193.9	4:02.220
3	1:59.290	26.242	31.271	1:01.777	186.7	6:01.510
4	<b>1:58.106</b>	<b>25.403</b>	<b>31.190</b>	1:01.513	209.8	7:59.616
5	1:58.880	25.869	31.640	1:01.371	203.6	9:58.496
6	1:59.596	26.353	31.560	1:01.683	205.5	11:58.092
7	1:58.664	26.099	31.279	<b>1:01.286</b>	201.0	13:56.756
8	1:58.763	25.857	31.421	1:01.485	197.8	15:55.519
9	1:59.022	25.842	31.373	1:01.807	194.3	17:54.541
10	1:59.494	25.933	32.021	1:01.540	203.2	19:54.035
11	1:59.640	25.755	31.680	1:02.205	204.8	21:53.675
12	1:59.334	25.914	31.606	1:01.814	201.8	23:53.009
13	1:58.176	25.462	31.288	1:01.426	203.2	25:51.185

<b>172</b> Nuno Santos						
Nuno Santos Honda Civic Type R						
1	2:31.278	49.629	35.840	1:05.809		2:31.278
2	2:01.942	26.112	32.046	1:03.784	208.6	4:33.220
3	1:59.058	25.459	31.586	1:02.013	214.3	6:32.278
4	1:59.415	25.277	31.285	1:02.853	212.3	8:31.693
5	1:59.084	<b>25.075</b>	31.621	1:02.388	213.1	10:30.777
6	2:02.334	25.386	31.623	1:05.325	213.9	12:33.111
7	1:59.643	25.916	31.540	1:02.187	213.9	14:32.754
8	2:00.563	25.438	31.502	1:03.623	212.3	16:33.317
9	1:59.472	25.641	31.277	1:02.554	208.6	18:32.789
10	2:00.478	26.014	31.477	1:02.987	211.8	20:33.267
11	2:02.058	28.639	31.411	<b>1:02.008</b>	171.3	22:35.325
12	1:59.033	25.389	31.122	1:02.522	215.2	24:34.358
13	<b>1:58.976</b>	25.227	<b>31.120</b>	1:02.629	212.7	26:33.334

<b>173</b> Nelson Gomes						
Nelson Gomes Honda Type R Cup						
1	2:04.756	31.016	31.566	1:02.174	172.9	2:04.756
2	2:00.549	26.337	31.727	1:02.485	199.2	4:05.305
3	2:01.107	<b>25.579</b>	31.587	1:03.941	199.6	6:06.412
4	<b>1:58.939</b>	25.616	<b>31.488</b>	<b>1:01.835</b>	204.8	8:05.351
5	2:01.318	26.085	32.385	1:02.848	199.9	10:06.669
6	2:11.718	26.272	33.337	1:02.109	196.0	12:18.387
7	2:04.303	26.606	31.659	1:06.038	191.2	14:22.690

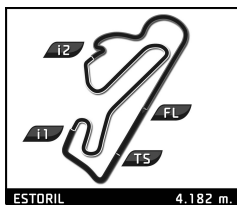
<b>175</b> Bernardo Batista						
Bernardo Batista Honda Type R Cup						
1	2:04.929	31.428	31.768	1:01.733	171.1	2:04.929
2	1:59.624	25.484	31.867	1:02.273	207.5	4:04.553
3	2:01.368	25.389	31.445	1:04.534	205.5	6:05.921
4	<b>1:58.028</b>	<b>25.010</b>	<b>31.437</b>	<b>1:01.581</b>	209.0	8:03.949
5	1:59.314	25.636	31.478	1:02.200	209.0	10:03.263
6	1:59.158	25.805	31.621	1:01.732	203.6	12:02.421
7	1:59.266	25.417	31.632	1:02.217	209.8	14:01.687
8	2:00.335	25.704	31.488	1:03.143	209.0	16:02.022
9	2:01.271	26.953	32.008	1:02.310	199.2	18:03.293
10	2:00.641	25.631	31.731	1:03.279	203.6	20:03.934
11	2:01.624	26.089	31.617	1:03.918	201.4	22:05.558
12	2:16.466	26.296	31.935	1:18.235	193.3	24:22.024
13	2:10.274	30.664	33.024	1:06.586	159.9	26:32.298

<b>180</b> Pedro Antunes						
Pedro Antunes Honda Type R Cup						
1	8:39.720	7:02.111	32.965	1:04.644		8:39.720
2	2:01.270	26.790	32.221	1:02.259	190.6	10:40.990
3	2:00.667	27.111	31.687	1:01.869	196.0	12:41.657
4	1:58.732	25.751	31.547	<b>1:01.434</b>	204.4	14:40.389
5	<b>1:58.651</b>	<b>25.459</b>	31.505	1:01.687	208.6	16:39.040
6	1:59.548	25.777	31.789	1:01.982	207.5	18:38.588
7	1:59.395	25.883	31.616	1:01.896	202.9	20:37.983
8	1:58.821	25.809	<b>31.460</b>	1:01.552	205.5	22:36.804
9	1:58.868	25.763	31.530	1:01.575	205.5	24:35.672
10	1:58.461	25.494	31.423	1:01.544	207.5	26:34.133

# ANPAC START SEASON

## CIRCUITO ESTORIL

29 MARÇO 2026



### CPV SUPER LEGENDS

#### ANPAC START SEASON 2026 - Estoril 29 de Março 2026

#### CORRIDA 2

Volta a volta

— Volta invalidada ■ Melhor marca pessoal ■ Melhor da sessão B Cruzar pelo pit lane

Vlt.	Tempo	Inter. 1	Inter. 2	Inter. 3	V.Máx	Decorrido	Vlt.	Tempo	Inter. 1	Inter. 2	Inter. 3	V.Máx	Decorrido
<b>183</b>	<b>Hugo Lisboa</b>												
	Hugo Lisboa						BMW 323 Compact						
1	2:03.503	30.511	31.173	1:01.819		2:03.503							
2	1:59.678	26.435	31.200	1:02.043		4:03.181							
3	1:59.794	26.053	30.843	1:02.898		6:02.975							
4	1:57.704	25.519	30.785	1:01.400		8:00.679							
5	1:57.943	25.889	31.065	1:00.989		9:58.622							
6	1:57.370	25.458	30.906	1:01.006		11:55.992							
7	1:58.928	25.914	31.170	1:01.844		13:54.920							
8	1:58.311	25.988	31.176	1:01.147		15:53.231							
9	1:59.603	25.887	31.120	1:02.596		17:52.834							
10	1:59.173	26.487	31.352	1:01.334		19:52.007							
11	1:59.438	25.983	31.506	1:01.949		21:51.445							
12	1:58.579	25.789	31.128	1:01.662		23:50.024							
13	1:59.077	26.444	30.958	1:01.675		25:49.101							