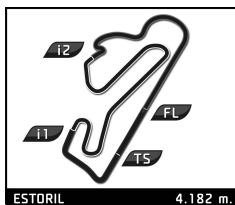


ANPAC START SEASON

CIRCUITO ESTORIL

29 MARÇO 2026



CPV SUPER LEGENDS

ANPAC START SEASON 2026 - Estoril 29 de Março 2026

TREINO CRONOMETRADO

Volta a volta

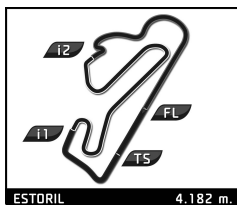
— Volta invalidada ■ Melhor marca pessoal ■ Melhor da sessão B Cruzar pelo pit lane

Vlt.	Tempo	Inter. 1	Inter. 2	Inter. 3	km/h	Decorrido	Vlt.	Tempo	Inter. 1	Inter. 2	Inter. 3	km/h	Decorrido	
106	Nuno Batista							4	2:04.292				120.6	10:03.902
	Nuno Batista							5	8:07.850	6:37.895	31.090	58.865	30.7	18:11.752
	Seat Leon							6	2:15.604	23.574	39.128	1:12.902	110.5	20:27.356
1	5:11.655	3:19.713	43.846	1:08.096	48.1	5:11.655	7	1:50.852	24.095	29.167	57.590	135.2	22:18.208	
2	2:02.717	28.538	30.970	1:03.209	122.1	7:14.372	8	2:28.372	40.318	35.734	1:12.320	101.0	24:46.580	
3	1:47.303	23.297	28.346	55.660	139.7	9:01.675	9	2:16.960	29.587	35.143	1:12.230	109.4	27:03.540	
4	1:58.237	31.443	29.644	57.150	126.8	10:59.912								
5	2:01.069B	22.888	28.159	1:10.022	123.8	13:00.981								
6	3:01.283	1:20.840	36.110	1:04.333	82.7	16:02.264								
7	1:45.849	22.743	28.183	54.923	141.6	17:48.113								
8	1:46.012	22.945	28.139	54.928	141.4	19:34.125								
9	2:18.982B	26.508	33.589	1:18.885	107.8	21:53.107								
108	Vasco Barros													
	Lob Motorsport													
	BMW M3 E30													
1	6:08.278	4:15.466	39.954	1:12.858	40.7	6:08.278								
2	1:55.457	27.524	29.382	58.551	129.8	8:03.735								
3	1:49.988	24.794	28.422	56.772	136.3	9:53.723								
4	1:50.451	25.492	28.492	56.467	135.7	11:44.174								
5	1:47.911	23.246	28.426	56.239	138.9	13:32.085								
6	2:00.973B	23.580	28.356	1:09.037	123.9	15:33.058								
7	5:43.144	4:18.241	29.003	55.900	43.7	21:16.202								
8	1:49.166	23.074	28.264	57.828	137.3	23:05.368								
9	1:46.873	23.349	28.236	55.288	140.2	24:52.241								
10	1:46.668	23.456	28.226	54.986	140.5	26:38.909								
113	Ruben Fernandes													
	Ruben Fernandes													
	Renault Clio RS													
1	6:23.021	4:31.604	40.422	1:10.995	39.1	6:23.021								
2	2:06.788	28.567	33.148	1:05.073	118.2	8:29.809								
3	2:04.168	27.347	33.114	1:03.707	120.7	10:33.977								
4	2:03.862	26.927	34.334	1:02.601	121.0	12:37.839								
5	2:00.559	25.966	32.297	1:02.296	124.3	14:38.398								
6	2:00.328	25.923	31.987	1:02.418	124.5	16:38.726								
7	6:24.175	25.748	32.449	5:25.978	39.0	23:02.901								
8	2:10.788	30.259	36.717	1:03.812	114.6	25:13.689								
116	Sérgio Monteiro													
	Abel Marques													
	Honda Civic Type R													
1	2:26.542	41.347	38.629	1:06.566	102.3	2:26.542								
2	1:57.197	26.376	30.656	1:00.165	127.9	4:23.739								
3	1:54.782	24.917	30.362	59.503	130.6	6:18.521								
4	1:55.926	25.947	30.486	59.493	129.3	8:14.447								
5	1:54.245	25.285	30.095	58.865	131.2	10:08.692								
6	2:04.168B	26.446	30.043	1:07.679	120.7	12:12.860								
7	4:11.706	2:31.020	34.382	1:06.304	59.5	16:24.566								
8	1:59.929	25.741	31.822	1:02.366	125.0	18:24.495								
9	1:59.151	26.127	31.372	1:01.652	125.8	20:23.646								
10	1:58.888	25.303	30.788	1:02.797	126.1	22:22.534								
11	1:59.323	26.133	31.905	1:01.285	125.6	24:21.857								
12	1:58.602	25.575	31.441	1:01.586	126.4	26:20.459								
156	Paulo Gonçalves													
	Paulo Gonçalves													
	Honda Type R Cup													
1	2:34.789	46.501	38.520	1:09.768	96.8	2:34.789								
2	2:02.860	26.948	31.902	1:04.010	122.0	4:37.649								
3	2:01.612	26.219	31.742	1:03.651	123.2	6:39.261								
4	2:01.574	26.376	31.718	1:03.480	123.3	8:40.835								
5	2:00.356	26.261	31.626	1:02.469	124.5	10:41.191								
6	2:00.370	26.052	31.426	1:02.892	124.5	12:41.561								
7	2:01.790	26.231	31.605	1:03.954	123.1	14:43.351								
8	2:32.893B	26.152	36.692	1:30.049	98.0	17:16.244								
9	3:48.557	2:13.217	32.352	1:02.988	65.6	21:04.801								
10	2:01.872	26.145	31.742	1:03.985	123.0	23:06.673								
162	Miguel Abrantes													
	Miguel Abrantes													
	Honda Type R Cup													
1	2:34.952	53.460	35.968	1:05.524	96.7	2:34.952								
2	2:07.860	27.058	37.774	1:03.028	117.2	4:42.812								
3	1:58.605	25.578	31.441	1:01.586	126.4	6:41.417								
4	2:08.654	25.592	31.365	1:11.697	116.5	8:50.071								
5	1:58.208	26.021	31.209	1:00.978	126.8	10:48.279								
6	1:58.399	25.917	31.066	1:01.416	126.6	12:46.678								

ANPAC START SEASON

CIRCUITO ESTORIL

29 MARÇO 2026



CPV SUPER LEGENDS

ANPAC START SEASON 2026 - Estoril 29 de Março 2026

TREINO CRONOMETRADO

Volta a volta

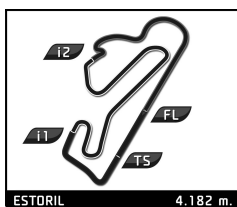
— Volta inválida ■ Melhor marca pessoal ■ Melhor da sessão B Cruzar pelo pit lane

Vlt.	Tempo	Inter. 1	Inter. 2	Inter. 3	km/h	Decorrido	Vlt.	Tempo	Inter. 1	Inter. 2	Inter. 3	km/h	Decorrido	
7	2:16.597 B	25.088	31.262	1:20.247	109.7	15:03.275	172	Nuno Santos						Honda Civic Type R
8	3:50.845	2:06.809	35.917	1:08.119	64.9	18:54.120							Nuno Santos	
9	2:32.119 B	28.807	33.490	1:29.822	98.5	21:26.239								
163	Eleutério Duarte						Renault Clio RS							
Eleutério Duarte														
1	4:05.230	1:41.428	53.223	1:30.579	61.1	4:05.230								
2	2:06.287	28.096	34.709	1:03.482	118.7	6:11.517								
3	2:17.995 B	26.841	32.678	1:18.476	108.6	8:29.512								
4	4:05.965	2:30.019	34.822	1:01.124	60.9	12:35.477								
5	1:56.585	25.039	30.847	1:00.699	128.5	14:32.062								
6	1:56.007	25.428	30.775	59.804	129.2	16:28.069								
7	1:56.603	25.027	31.192	1:00.384	128.5	18:24.672								
8	2:43.368 B	30.028	38.959	1:34.381	91.7	21:08.040								
9	2:55.491	1:19.480	34.627	1:01.384	85.4	24:03.531								
10	1:57.341	25.110	30.716	1:01.515	127.7	26:00.872								
167	Paulo Santos						Honda Type R							
Paulo Santos														
1	5:47.950	4:01.856	36.480	1:09.614	43.1	5:47.950								
2	2:15.840	42.617	32.319	1:00.904	110.3	8:03.790								
3	1:55.549	25.713	29.810	1:00.026	129.7	9:59.339								
4	1:55.618	24.318	29.485	1:01.815	129.6	11:54.957								
5	2:08.193 B	24.580	29.481	1:14.132	116.9	14:03.150								
6	3:15.766	1:42.310	31.605	1:01.851	76.6	17:18.916								
7	1:52.785	24.047	29.339	59.399	132.9	19:11.701								
8	1:54.088	24.167	30.222	59.699	131.4	21:05.789								
9	2:00.177	25.492	32.155	1:02.530	124.7	23:05.966								
10	1:54.025	25.314	29.121	59.590	131.4	24:59.991								
11	1:55.494	24.406	29.614	1:01.474	129.8	26:55.485								
168	João Cabaça						Honda Type R Cup							
João Cabaça														
1	8:59.554	6:26.781	51.570	1:41.203	27.8	8:59.554								
2	2:30.210	39.268	42.551	1:08.391	99.8	11:29.764								
3	2:04.403	28.389	31.664	1:04.350	120.5	13:34.167								
4	1:59.692	26.184	31.019	1:02.489	125.2	15:33.859								
5	1:57.054	25.519	30.953	1:00.582	128.0	17:30.913								
6	1:59.539	25.631	31.060	1:02.848	125.4	19:30.452								
7	1:56.790	25.353	31.019	1:00.418	128.3	21:27.242								
8	2:08.495	25.709	33.153	1:09.633	116.6	23:35.737								
170	Jorge Silva						Honda Type R Cup							
Jorge Silva														
1	2:53.416 B	58.798	37.107	1:17.511	86.4	2:53.416								
2	3:09.397	1:19.933	33.316	1:16.148	79.1	6:02.813								
3	1:59.880	26.278	32.122	1:01.480	125.0	8:02.693								
4	2:03.729	26.276	32.856	1:04.597	121.1	10:06.422								
5	1:56.749	25.247	30.824	1:00.678	128.4	12:03.171								
6	2:13.328 B	26.017	31.819	1:15.492	112.4	14:16.499								
7	3:59.226	2:23.762	31.607	1:03.857	62.6	18:15.725								
8	1:58.185	25.712	31.136	1:01.337	126.8	20:13.910								
9	1:58.798	25.483	30.961	1:02.354	126.2	22:12.708								
10	1:57.413	25.476	30.992	1:00.945	127.6	24:10.121								
11	1:58.332	25.271	31.971	1:01.090	126.7	26:08.453								
173	Nelson Gomes						Honda Type R Cup							
Nelson Gomes														
1	2:34.096	44.965	43.424	1:05.707	97.3	2:34.096								
2	1:58.920	25.920	31.496	1:01.504	126.0	4:33.016								
3	1:58.431	26.351	31.108	1:00.972	126.5	6:31.447								
4	1:58.317	25.115	30.894	1:02.308	126.7	8:29.764								
5	3:48.032 B	1:06.249	53.823	1:47.960	65.7	12:17.796								
175	Bernardo Batista						Honda Type R Cup							
Bernardo Batista														
1	3:25.223	1:40.334	35.684	1:09.205	73.0	3:25.223								
2	2:00.975	27.058	31.724	1:02.193	123.9	5:26.198								
3	1:58.649	25.413	31.382	1:01.854	126.3	7:24.847								
4	1:58.371	25.120	31.641	1:01.610	126.6	9:23.218								
5	2:03.389	25.820	32.905	1:04.664	121.5	11:26.607								
6	1:59.781	25.870	31.486	1:02.425	125.1	13:26.388								
7	1:57.921	25.493	31.160	1:01.268	127.1	15:24.309								
8	1:58.796	25.899	31.480	1:01.417	126.2	17:23.105								
9	1:57.666	25.480	31.121	1:01.065	127.4	19:20.771								
10	1:59.411	25.665	31.664	1:02.082	125.5	21:20.182								
11	1:57.905	25.350	31.210	1:01.345	127.1	23:18.087								
180	Pedro Antunes						Honda Type R Cup							
Pedro Antunes														
1	2:47.028	1:03.293	36.265	1:07.470	89.7	2:47.028								
2	1:58.229	25.266	31.465	1:01.498	126.8	4:45.257								
3	2:08.249 B	25.158	31.244	1:11.847	116.9	6:53.506								
4	3:57.988	2:22.086	33.466	1:02.436	63.0	10:51.494								
5	1:58.353	25.534	31.104	1:01.715	126.6	12:49.847								
6	1:57.864	25.476	31.149	1:01.239	127.2	14:47.711								
7	1:57.752	25.382	31.162	1:01.208	127.3	16:45.463								
8	2:16.930	25.350	39.812	1:11.768	109.4	19:02.393								
9	2:11.641	26.044	40.427	1:05.170	113.8	21:14.034								
10	1:57.171	25.269	31.212	1:00.690	127.9	23:11.205								
11	1:58.839	25.105	30.960	1:02.774	126.1	25:10.044								
183	Hugo Lisboa						BMW 323 Compact							
Hugo Lisboa														
1	2:55.280	57.287	44.139	1:13.854	85.5	2:55.280								
2	2:05.150	27.899	32.567	1:04.684	119.8	5:00.430								
3	2:05.198	27.330	32.599	1:05.269	119.7	7:05.628								
4	2:23.441 B	27.550	32.354	1:23.537	104.5	9:29.069								
5	4:18.227	2:43.344	31.921	1:02.962	58.0	13:47.296								

ANPAC START SEASON

CIRCUITO ESTORIL

29 MARÇO 2026



CPV SUPER LEGENDS

ANPAC START SEASON 2026 - Estoril 29 de Março 2026

TREINO CRONOMETRADO

Volta a volta

— Volta invalidada ■ Melhor marca pessoal ■ Melhor da sessão B Cruzar pelo pit lane

Vlt.	Tempo	Inter. 1	Inter. 2	Inter. 3	km/h	Decorrido	Vlt.	Tempo	Inter. 1	Inter. 2	Inter. 3	km/h	Decorrido
6	2:04.098	26.510	33.563	1:04.025	120.8	15:51.394							
7	2:00.511	26.062	32.004	1:02.445	124.4	17:51.905							
8	2:01.478	26.501	31.749	1:03.228	123.4	19:53.383							
9	2:36.469B	29.035	36.899	1:30.535	95.8	22:29.852							
10	3:31.952	1:46.773	34.755	1:10.424	70.7	26:01.804							

199 Valdemar Novoa

Valdemar Novoa

Honda Civic Type R

1	2:57.954	1:18.141	33.860	1:05.953	84.2	2:57.954
2	1:58.884	25.648	31.453	1:01.783	126.1	4:56.838
3	1:57.381	25.102	31.026	1:01.253	127.7	6:54.219
4	1:56.704	25.164	30.940	1:00.600	128.4	8:50.923
5	1:57.569	25.936	31.349	1:00.284	127.5	10:48.492
6	1:55.805	24.963	30.438	1:00.404	129.4	12:44.297
7	1:56.988	24.720	31.670	1:00.598	128.1	14:41.285
8	1:56.171	24.633	30.806	1:00.732	129.0	16:37.456
9	1:55.143	24.536	30.526	1:00.081	130.2	18:32.599
10	1:55.760	24.498	30.965	1:00.297	129.5	20:28.359
11	1:54.694	24.374	30.410	59.910	130.7	22:23.053
12	2:40.077B	24.808	34.452	1:40.817	93.6	25:03.130