




# CASCAIS RACING WEEKEND

22 al 23 Novembro 2025 / 22 a 23 de Novembro 2025 / 22 to 23 November 2025



## PORSCHE SPRINT CHALLENGE IBERICA CASCAIS RACING WEEKEND 22 e 23 Novembro 2025 CARRERA 1

### Sector Analysis


— Invalidated Lap   ■ Personal Best   ■ Session Best   B Crossing the pit lane

Lap	D	Time	Sector 1	Sector 2	Sector 3	Kph	Elapsed	Lap	D	Time	Sector 1	Sector 2	Sector 3	Kph	Elapsed		
<b>1</b>	LOB MotorSport 1.Manuel Alves Porsche 911 GT3 Cup - 992 PROAM							<b>13</b>	Monteiros Competições 1.Luis Rocha (AM) 2.Diogo Rocha (AM) Porsche 911 GT3 Cup - 992 AM								
	1	1	2:00.559	25.397	29.738	1:05.424	124.3		2:00.559	1	1	2:18.813	29.708	37.353	1:11.752	108.0	2:18.813
	2	1	3:03.173	35.096	48.006	1:40.071	81.8		5:03.732	2	1	2:57.344	30.547	47.241	1:39.556	84.5	5:16.157
	3	1	3:13.857	44.993	47.734	1:41.130	77.3		8:17.589	3	1	3:06.718	41.500	52.157	1:33.061	80.3	8:22.875
	4	1	1:36.871	21.004	25.421	50.446	154.7		9:54.460	4	1	1:42.375	22.145	27.071	<b>53.159</b>	146.4	10:05.250
	5	1	1:36.784	20.613	<b>25.194</b>	50.977	154.8		11:31.244	5	1	1:41.788	21.374	26.292	54.122	147.2	11:47.038
	6	1	1:56.612	29.420	28.644	58.548	128.5		13:27.856	6	1	1:54.627	27.588	29.908	57.131	130.7	13:41.665
	7	1	2:56.587	45.361	44.221	1:27.005	84.9		16:24.443	7	1	2:56.317	43.521	42.846	1:29.950	85.0	16:37.982
	8	1	2:57.018	38.350	39.069	1:39.599	84.7		19:21.461	8	1	2:48.054	34.546	43.606	1:29.902	89.2	19:26.036
	9	1	1:36.737	20.892	25.462	50.383	154.9		20:58.198	9	1	1:41.999	21.908	26.402	53.689	146.9	21:08.035
	10	1	<b>1:35.988</b>	<b>20.472</b>	25.269	<b>50.247</b>	156.1		22:34.186	10	1	<b>1:40.980</b>	<b>21.091</b>	<b>26.092</b>	53.797	148.4	22:49.015
<b>3</b>	Filipe Nascimento 1.João Macedo Silva (PROA) 2.Filipe Nascimento (GD) Porsche 911 GT3 Cup - 992 GD							<b>17</b>	AF & V Motorsport 1.André Fernandes (AM) 2.Dylan Pereira (PROAM) Porsche 911 GT3 Cup - 992 AM								
	1	1	2:24.972	32.412	40.881	1:11.679	103.4		2:24.972	1	1	2:14.184	28.724	34.503	1:10.957	111.7	2:14.184
	2	1	2:58.412	29.941	46.312	1:42.159	84.0		5:23.384	2	1	2:57.394	30.368	48.150	1:38.876	84.5	5:11.578
	3	1	3:04.918	38.975	53.119	1:32.824	81.0		8:28.302	3	1	3:09.822	43.109	50.935	1:35.778	79.0	8:21.400
	4	1	<b>1:40.672</b>	21.840	26.609	52.223	148.9		10:08.974	4	1	1:38.527	<b>21.296</b>	25.842	51.389	152.1	9:59.927
	5	1	1:41.444	<b>21.248</b>	<b>26.451</b>	53.745	147.7		11:50.418	5	1	1:38.155	20.722	25.982	<b>51.451</b>	152.7	11:38.082
	6	1	1:53.989	26.853	30.000	57.136	131.5		13:44.407	6	1	<b>1:56.543</b>	31.030	26.858	58.655	128.6	13:34.625
	7	1	2:57.089	44.424	41.932	1:30.733	84.6		16:41.496	7	1	2:57.489	45.389	43.280	1:28.820	84.4	16:32.114
	8	1	2:46.791	33.536	43.914	1:29.341	89.9		19:28.287	8	1	2:51.545	35.588	41.589	1:34.368	87.4	19:23.659
	9	1	1:41.248	21.887	27.308	<b>52.053</b>	148.0		21:09.535	9	1	1:39.701	21.299	25.657	52.745	150.3	21:03.360
	10	1	1:40.828	21.269	26.651	52.908	148.6		22:50.363	10	1	1:56.578	20.743	<b>25.335</b>	1:10.500	128.6	22:59.938
<b>4</b>	Monteiros Competições 1.Alexandre Martins 2.Kevin King Porsche 911 GT3 Cup - 992 GD							<b>22</b>	GT Corse 1.Alejandro Barambio Perea 2.Borja Garcia Menendez (P) Porsche 911 GT3 Cup - 992 PROAM								
	1	1	2:29.686	35.051	44.427	1:10.208	100.1		2:29.686	1	1	2:02.277	26.330	30.653	1:05.294	122.6	2:02.277
	2	1	2:59.831	31.081	46.736	1:42.014	83.3		5:29.517	2	1	3:02.745	35.350	47.645	1:39.750	82.0	5:05.022
	3	1	3:11.206	39.476	53.841	1:37.889	78.4		8:40.723	3	1	3:13.689	45.314	47.598	1:40.777	77.4	8:18.711
	4	1	1:43.946	23.006	26.949	53.991	144.2		10:24.669	4	1	1:37.699	21.019	25.652	51.028	153.4	9:56.410
	5	1	1:43.897	22.752	27.107	54.038	144.2		12:08.566	5	1	1:37.648	20.670	25.392	51.586	153.5	11:34.058
	6	1	1:49.841	24.160	28.629	57.052	136.4		13:58.407	6	1	1:56.403	28.093	28.536	59.774	128.7	13:30.461
	7	1	2:47.266	33.816	43.557	1:29.893	89.6		16:45.673	7	1	2:55.656	44.861	43.908	1:26.887	85.3	16:26.117
	8	1	2:45.024	33.783	43.767	1:27.474	90.8		19:30.697	8	1	2:56.219	38.229	39.039	1:38.951	85.0	19:22.336
	9	1	1:40.938	21.878	26.808	<b>52.252</b>	148.5		21:11.635	9	1	1:37.714	21.039	25.693	50.982	153.4	21:00.050
	10	1	<b>1:40.262</b>	<b>21.093</b>	<b>26.133</b>	53.036	149.5		22:51.897	10	1	<b>1:36.656</b>	<b>20.540</b>	<b>25.388</b>	<b>50.728</b>	155.1	22:36.706
<b>11</b>	Monteiros Competições 1.Mario Ferreira (AM) 2.Alexandre Fonseca (GD) Porsche 911 GT3 Cup - 991.1 AM							<b>33</b>	Monteiros Competições 1.Rui Miritta 2.Francisco Mora Porsche 911 GT3 Cup - 991.1 GD								
	1	1	2:33.687	47.191	34.913	1:11.583	97.5		2:33.687	1	1	2:13.043	28.408	34.348	1:10.287	112.6	2:13.043
	2	1	2:57.129	32.690	44.143	1:40.296	84.6		5:30.816	2	1	2:57.189	30.893	47.769	1:38.527	84.6	5:10.232
	3	1	3:12.593	43.318	52.423	1:36.852	77.8		8:43.409	3	1	3:10.986	43.792	50.478	1:36.716	78.5	8:21.218
	4	1	2:04.448	27.144	31.711	<b>1:05.593</b>	120.4		10:47.857	4	1	1:42.413	22.101	26.800	53.512	146.3	10:03.631
	5	1	2:04.225	25.751	31.519	1:06.955	120.6		12:52.082	5	1	1:41.937	21.649	26.341	<b>53.947</b>	147.0	11:45.568
	6	1	2:03.735	25.727	31.512	1:06.496	121.1		14:55.817	6	1	<b>1:53.919</b>	27.580	29.454	56.885	131.6	13:39.487
	7	1	2:04.080	26.346	31.793	1:05.941	120.8		16:59.897	7	1	2:56.506	43.515	42.816	1:30.175	84.9	16:35.993
	8	1	2:37.354	26.094	40.529	1:30.731	95.2		19:37.251	8	1	2:49.295	34.462	42.229	1:32.604	88.5	19:25.288
	9	1	2:04.059	26.258	32.098	1:05.703	120.8		21:41.310	9	1	1:41.025	<b>21.759</b>	26.558	52.708	148.3	21:06.313
	10	1	<b>2:03.655</b>	<b>25.460</b>	<b>31.487</b>	1:06.708	121.2		23:44.965	10	1	1:41.784	21.395	<b>26.306</b>	54.083	147.2	22:48.097



# CASCAIS RACING WEEKEND

22 al 23 Novembre 2025 / 22 a 23 de Novembro 2025 / 22 to 23 November 2025



## PORSCHE SPRINT CHALLENGE IBERICA CASCAIS RACING WEEKEND 22 e 23 Novembro 2025 CARRERA 1

### Sector Analysis


— Invalidated Lap   ■ Personal Best   ■ Session Best   B Crossing the pit lane

Lap	D	Time	Sector 1	Sector 2	Sector 3	Kph	Elapsed	Lap	D	Time	Sector 1	Sector 2	Sector 3	Kph	Elapsed
<b>35</b> LOB MotorSport Porsche 911 GT3 Cup - 992 AM															
1.Francisca Queiroz															
1	1	2:19.701	30.239	37.485	1:11.977	107.3	2:19.701								
2	1	2:57.719	30.197	47.744	1:39.778	84.3	5:17.420								
3	1	3:06.387	41.061	51.998	1:33.328	80.4	8:23.807								
4	1	1:42.071	22.036	26.965	<b>53.070</b>	146.8	10:05.878								
5	1	1:42.355	21.435	26.507	54.413	146.4	11:48.233								
6	1	1:54.079	27.141	30.079	56.859	131.4	13:42.312								
7	1	2:56.747	43.515	42.925	1:30.307	84.8	16:39.059								
8	1	2:47.688	34.038	43.756	1:29.894	89.4	19:26.747								
9	1	1:41.666	21.803	26.473	53.390	147.4	21:08.413								
10	1	<b>1:40.908</b>	<b>21.326</b>	<b>26.298</b>	53.284	148.5	22:49.321								
<b>44</b> Monteiros Competições Porsche 911 GT3 Cup - 991.2 GD															
1.Nuno Inocência															
1	1	2:25.639	32.860	41.324	1:11.455	102.9	2:25.639								
2	1	2:58.712	30.055	46.352	1:42.305	83.9	5:24.351								
3	1	3:04.937	39.075	53.058	1:32.804	81.0	8:29.288								
4	1	1:44.342	22.630	27.168	54.544	143.6	10:13.630								
5	1	1:44.264	22.136	27.035	55.093	143.7	11:57.894								
6	1	1:47.334	22.843	27.768	56.723	139.6	13:45.228								
7	1	2:57.121	44.300	42.065	1:30.756	84.6	16:42.349								
8	1	2:46.946	33.261	44.580	1:29.105	89.8	19:29.295								
9	1	<b>1:44.105</b>	22.169	27.814	<b>54.122</b>	144.0	21:13.400								
10	1	1:44.246	<b>21.983</b>	<b>26.756</b>	55.507	143.8	22:57.646								
<b>36</b> Monteiros Competições Porsche 911 GT3 Cup - 991.1 AM															
1.Maria Sanches Iglesias (A)															
2.Laura Camps (AM)															
1	1	2:26.981	33.682	42.105	1:11.194	102.0	2:26.981								
2	1	2:59.636	31.022	45.271	1:43.343	83.4	5:26.617								
3	1	3:03.983	38.850	53.117	1:32.016	81.5	8:30.600								
4	1	1:49.498	23.736	28.461	57.301	136.9	10:20.098								
5	1	<b>1:47.854</b>	<b>23.121</b>	<b>27.829</b>	56.904	139.0	12:07.952								
6	1	1:50.147	23.389	29.047	57.711	136.1	13:58.099								
7	1	2:46.086	32.813	43.019	1:30.254	90.2	16:44.185								
8	1	2:45.818	32.715	44.580	1:28.523	90.4	19:30.003								
9	1	1:49.934	23.995	29.091	<b>56.848</b>	136.3	21:19.937								
10	1	1:51.183	23.482	28.410	59.291	134.8	23:11.120								
<b>63</b> GT Corse Porsche 911 GT3 Cup - 992 GD															
1.Tiago Gonçalves (GD)															
2.Bruno Zouani (AM)															
1	2	2:21.980	30.874	39.308	1:11.798	105.6	2:21.980								
2	2	2:57.687	28.992	48.250	1:40.445	84.3	5:19.667								
3	2	3:04.898	40.439	52.534	1:31.925	81.1	8:24.565								
4	2	1:41.479	<b>21.522</b>	27.000	52.957	147.7	10:06.044								
5	2	1:42.919	21.630	<b>26.407</b>	54.882	145.6	11:48.963								
6	2	1:54.242	26.807	30.156	57.279	131.2	13:43.205								
7	2	2:56.812	43.232	42.820	1:30.760	84.8	16:40.017								
8	2	2:47.012	33.593	43.914	1:29.505	89.7	19:27.029								
9	2	2:26.585	21.850	1:10.397	<b>54.338</b>	102.2	21:53.614								
10	2	<b>1:43.817</b>	21.671	26.713	55.433	144.4	23:37.431								
<b>37</b> Monteiros Competições Porsche 911 GT3 Cup - 991.2 AM															
1.Chloe Grant (AM)															
2.Alexia Danielsson (AM)															
1	2	2:10.341	28.137	33.139	1:09.065	115.0	2:10.341								
2	2	2:58.478	32.505	46.815	1:39.158	84.0	5:08.819								
3	2	3:10.679	44.048	48.814	1:37.817	78.6	8:19.498								
4	2	1:39.386	21.747	25.827	<b>51.812</b>	150.8	9:58.884								
5	2	<b>1:38.385</b>	<b>20.929</b>	<b>25.488</b>	51.968	152.3	11:37.269								
6	2	1:56.606	30.733	27.362	58.511	128.5	13:33.875								
7	2	2:57.029	44.881	43.807	1:28.341	84.7	16:30.904								
8	2	2:52.186	36.246	40.874	1:35.066	87.0	19:23.090								
9	2	1:41.112	22.235	25.785	53.092	148.2	21:04.202								
10	2	1:39.886	21.656	25.560	52.670	150.0	22:44.088								
<b>75</b> RGB Racing Team Porsche 911 GT3 Cup - 992 GD															
1.Daniel Garcia															
1	1	2:23.579	31.471	40.943	1:11.165	104.4	2:23.579								
2	1	2:58.036	28.816	48.186	1:41.034	84.2	5:21.615								
3	1	3:04.913	39.573	52.940	1:32.400	81.0	8:26.528								
4	1	1:41.704	21.799	26.660	53.245	147.4	10:08.232								
5	1	1:41.508	21.473	26.587	53.448	147.6	11:49.740								
6	1	1:54.147	26.903	29.903	57.341	131.3	13:43.887								
7	1	2:57.001	43.641	42.550	1:30.810	84.7	16:40.888								
8	1	2:46.801	33.436	43.855	1:29.510	89.8	19:27.689								
9	1	1:41.633	22.123	26.497	53.013	147.5	21:09.322								
10	1	<b>1:40.513</b>	<b>21.177</b>	<b>26.492</b>	<b>52.844</b>	149.1	22:49.835								
<b>41</b> Skualo Competición Porsche 911 GT3 Cup - 992 GD															
1.Henk Van Zoest (GD)															
2.Filipe Carvalho (GD)															
1	1	2:15.668	29.186	34.940	1:11.542	110.5	2:15.668								
2	1	2:57.869	29.638	48.695	1:39.536	84.3	5:13.537								
3	1	3:08.517	41.917	50.996	1:35.604	79.5	8:22.054								
4	1	1:42.323	22.643	26.910	<b>52.770</b>	146.5	10:04.377								
5	1	1:42.106	21.755	26.321	54.030	146.8	11:46.483								
6	1	1:53.943	27.490	29.380	57.073	131.5	13:40.426								
7	1	2:56.533	43.365	43.011	1:30.157	84.9	16:36.959								
8	1	2:48.553	34.490	42.833	1:31.230	88.9	19:25.512								
9	1	1:41.551	21.986	26.345	53.220	147.6	21:07.063								
10	1	<b>1:41.095</b>	<b>21.170</b>	<b>26.177</b>	53.748	148.2	22:48.158								
<b>77</b> AF & V Motorsport Porsche 911 GT3 Cup - 992 PROAM															
1.José Barros (PROAM)															
2.Nuno Batista (AM)															
1	1	2:01.326	25.741	30.192	1:05.393	123.5	2:01.326								
2	1	3:02.902	35.358	47.599	1:39.945	81.9	5:04.228								
3	1	3:13.947	45.353	47.594	1:41.000	77.3	8:18.175								
4	1	1:37.241	21.093	25.534	50.614	154.1	9:55.416								
5	1	<b>1:36.952</b>	20.827	<b>25.280</b>	50.845	154.6	11:32.368								
6	1	1:55.978	29.116	28.444	58.418	129.2	13:28.346								
7	1	2:57.042	45.712	44.328	1:27.002	84.7	16:25.388								
8	1	2:56.568	38.290	38.774	1:39.504	84.9	19:21.956								
9	1	1:37.177	21.007	25.577	50.593	154.2	20:59.133								
10	1	1:35.969	<b>20.720</b>	25.113	<b>50.136</b>	156.2	22:35.102								



# CASCAIS RACING WEEKEND

22 al 23 Novembre 2025 / 22 a 23 de Novembro 2025 / 22 to 23 November 2025



## PORSCHE SPRINT CHALLENGE IBERICA CASCAIS RACING WEEKEND 22 e 23 Novembro 2025 CARRERA 1

### Sector Analysis

— Invalidated Lap    ■ Personal Best    ■ Session Best    B Crossing the pit lane

Lap	D	Time	Sector 1	Sector 2	Sector 3	Kph	Elapsed	Lap	D	Time	Sector 1	Sector 2	Sector 3	Kph	Elapsed
<b>82</b>		<b>Fenix Racing</b>		Porsche 911 GT3 Cup - 991.1											
		1.Pablo Hernández		AM											
1	1	2:28.217	34.132	43.101	1:10.984	101.1	2:28.217								
2	1	2:59.450	30.875	45.598	1:42.977	83.5	5:27.667								
3	1	3:04.548	38.698	53.420	1:32.430	81.2	8:32.215								
4	1	<b>1:48.710</b>	<b>22.749</b>	<b>28.221</b>	<b>57.740</b>	137.9	10:20.925								
<b>91</b>		<b>LMR Motorsport</b>		Porsche 911 GT3 Cup - 992											
		1.Leandro Martins		PROAM											
		2.Dieter Svepes													
1	1	2:20.651	30.486	38.289	1:11.876	106.6	2:20.651								
2	1	2:57.616	29.799	47.781	1:40.036	84.4	5:18.267								
3	1	3:05.670	40.875	51.974	1:32.821	80.7	8:23.937								
4	1	1:39.743	21.486	26.285	51.972	150.3	10:03.680								
5	1	1:38.748	20.895	<b>25.518</b>	52.335	151.8	11:42.428								
6	1	1:53.240	28.955	28.411	55.874	132.3	13:35.668								
7	1	2:57.512	45.768	43.211	1:28.533	84.4	16:33.180								
8	1	2:50.752	35.625	41.378	1:33.749	87.8	19:23.932								
9	1	1:38.699	21.674	25.916	<b>51.109</b>	151.8	21:02.631								
10	1	<b>1:37.736</b>	<b>20.795</b>	25.623	51.318	153.3	22:40.367								
<b>93</b>		<b>Escuderia Faraon</b>		Porsche 911 GT3 Cup - 992											
		1.Ruiqi Liu		AM											
1	1	2:16.682	29.310	35.584	1:11.788	109.6	2:16.682								
2	1	2:57.958	30.151	48.118	1:39.689	84.2	5:14.640								
3	1	3:07.507	41.798	50.936	1:34.773	79.9	8:22.147								
4	1	1:39.263	22.185	25.800	<b>51.278</b>	151.0	10:01.410								
5	1	1:38.270	<b>20.844</b>	25.616	51.810	152.5	11:39.680								
6	1	1:55.415	31.171	28.396	55.848	129.9	13:35.095								
7	1	2:57.583	45.699	43.325	1:28.559	84.4	16:32.678								
8	1	2:51.095	35.658	41.494	1:33.943	87.6	19:23.773								
9	1	1:39.890	22.073	26.003	51.814	150.0	21:03.663								
10	1	<b>1:38.034</b>	20.984	<b>25.399</b>	51.651	152.9	22:41.697								
<b>97</b>		<b>LOB MotorSport</b>		Porsche 911 GT3 Cup - 991.2											
		1.Vasco Barros (PROAM)		PROAM											
		2.Luis Barros (GD)													
1	1	2:04.726	26.759	32.055	1:05.912	120.2	2:04.726								
2	1	3:01.688	34.023	48.367	1:39.298	82.5	5:06.414								
3	1	3:12.534	44.938	48.392	1:39.204	77.8	8:18.948								
4	1	1:38.242	21.256	26.003	<b>50.983</b>	152.5	9:57.190								
5	1	<b>1:37.965</b>	20.588	25.590	51.787	153.0	11:35.155								
6	1	1:56.175	28.779	28.134	59.262	129.0	13:31.330								
7	1	2:56.776	45.273	43.862	1:27.641	84.8	16:28.106								
8	1	2:54.438	37.873	40.461	1:36.104	85.9	19:22.544								
9	1	1:38.061	21.443	25.600	51.018	152.8	21:00.605								
10	1	1:36.758	<b>20.582</b>	<b>25.381</b>	50.795	154.9	22:37.363								