




CASCAIS RACING WEEKEND

22 al 23 Noviembre 2025 / 22 a 23 de Novembro 2025 / 22 to 23 November 2025



PORSCHE SPRINT CHALLENGE IBERICA CASCAIS RACING WEEKEND 22 e 23 Novembro 2025 ENTRENAMIENTO CRONOMETRADO 1

Sector Analysis


— Invalidated Lap ■ Personal Best ■ Session Best B Crossing the pit lane

Lap	D	Time	Sector 1	Sector 2	Sector 3	Kph	Elapsed	Lap	D	Time	Sector 1	Sector 2	Sector 3	Kph	Elapsed	
1	LOB MotorSport 1.Manuel Alves Porsche 911 GT3 Cup - 992 PROAM							3	1	4:36.527	3:16.808	26.850	52.869	54.2	9:08.706	
	4	1	1:36.630	20.916	25.534	50.180	155.1	10:45.336								
	5	1	1:49.719	B	20.757	25.352	1:03.610	136.6	12:35.055							
	6	1	9:13.443	7:56.263	25.904	51.276	27.1	21:48.498								
	7	1	1:35.459	■	20.257	25.380	49.822	157.0	23:23.957							
	8	1	■	1:35.245	■	20.421	■	25.056	■	49.768	157.3	24:59.202				
	9	1	1:35.959	20.397	25.551	50.011	156.2	26:35.161								
	10	1	1:35.313	20.320	25.195	49.798	157.2	28:10.474								
	4	Monteiros Competições 1.Alexandre Martins 2.Kevin King Porsche 911 GT3 Cup - 992 GD							1	1	2:37.189	51.855	40.331	1:05.003	95.3	2:37.189
		2	1	2:14.002	B	23.939	29.485	1:20.578	111.8	4:51.191						
3		1	4:28.994	3:08.477	26.762	53.755	55.7	9:20.185								
4		1	■	1:36.433	■	20.601	■	25.487	■	50.345	155.4	10:56.618				
5		1	8:07.930	B	20.616	1:11.385	6:35.929	30.7	19:04.548							
11		Monteiros Competições 1.Mario Ferreira (AM) 2.Alexandre Fonseca (GD) Porsche 911 GT3 Cup - 991.1 AM							1	1	2:30.986	47.964	35.886	1:07.136	99.3	2:30.986
		2	1	2:11.910	B	25.052	29.642	1:17.216	113.6	4:42.896						
		3	1	4:31.081	3:08.710	28.436	53.935	55.3	9:13.977							
		4	1	1:36.936	20.852	25.417	50.667	154.6	10:50.913							
		5	1	1:56.345	B	20.128	25.258	1:10.959	128.8	12:47.258						
	6	1	9:04.351	7:48.256	25.629	50.466	27.5	21:51.609								
	7	1	1:35.513	20.305	25.286	■	49.922	156.9	23:27.122							
	8	1	■	1:34.956	■	20.052	■	24.927	■	49.977	157.8	25:02.078				
	9	1	1:35.172	20.196	■	24.898	■	50.078	157.5	26:37.250						
	10	1	1:35.392	20.274	25.084	50.034	157.1	28:12.642								
33	Monteiros Competições 1.Rui Miritta 2.Francisco Mora Porsche 911 GT3 Cup - 991.1 GD							1	1	2:39.959	57.854	36.297	1:05.808	93.7	2:39.959	
	2	1	2:32.621	B	26.406	34.741	1:31.474	98.2	5:12.580							
	3	1	4:25.675	3:01.814	27.894	55.967	56.4	9:38.255								
	4	1	1:37.812	20.671	■	25.437	■	51.704	153.2	11:16.067						
	5	1	2:08.523	B	■	20.425	■	27.873	■	1:20.225	116.6	13:24.590				
	6	1	8:46.117	7:26.996	27.469	51.652	28.5	22:10.707								
	7	1	■	1:36.476	■	20.521	■	25.535	■	50.420	155.3	23:47.183				
	8	1	1:55.988	B	22.331	25.829	1:07.828	129.2	25:43.171							
	13	Monteiros Competições 1.Luis Rocha (AM) 2.Diogo Rocha (AM) Porsche 911 GT3 Cup - 992 AM							1	1	2:45.877	57.038	39.726	1:09.113	90.3	2:45.877
		2	1	2:34.674	B	27.005	34.857	1:32.812	96.9	5:20.551						
3		1	4:20.372	2:52.002	29.606	58.764	57.6	9:40.923								
4		1	1:42.837	22.967	26.559	53.311	145.7	11:23.760								
5		1	2:10.106	B	21.089	26.196	1:22.821	115.2	13:33.866							
6		1	8:41.633	7:20.980	26.972	53.681	28.7	22:15.499								
7		1	1:38.605	21.018	■	25.673	■	51.914	152.0	23:54.104						
8		1	1:38.665	20.901	25.910	51.854	151.9	25:32.769								
9		1	■	1:38.220	■	20.783	■	25.766	■	51.671	152.6	27:10.989				
15		GT Corse 1.Sacha Hebrard Barucq (AM) Porsche 911 GT3 Cup - 992 GD							1	1	2:26.543	50.109	34.595	1:01.839	102.3	2:26.543
	2	1	2:05.636	B	23.107	27.275	1:15.254	119.3	4:32.179							



CASCAIS RACING WEEKEND

22 al 23 Noviembre 2025 / 22 a 23 de Novembro 2025 / 22 to 23 November 2025



PORSCHE SPRINT CHALLENGE IBERICA CASCAIS RACING WEEKEND 22 e 23 Novembro 2025 ENTRENAMIENTO CRONOMETRADO 1

Sector Analysis


— Invalidated Lap ■ Personal Best ■ Session Best B Crossing the pit lane

Lap	D	Time	Sector 1	Sector 2	Sector 3	Kph	Elapsed	Lap	D	Time	Sector 1	Sector 2	Sector 3	Kph	Elapsed	
36	Monteiros Competições 1.Maria Sánchez Iglesias (A) 2.Laura Camps (AM)							Porsche 911 GT3 Cup - 991.1 AM								
	1	1	2:57.121	1:04.623	41.222	1:11.276	84.6	2:57.121	6	1	1:42.153	21.426	26.812	53.915	146.7	25:53.361
	2	1	2:30.766B	26.660	35.254	1:28.852	99.4	5:27.887	7	1	1:41.616	21.324	26.371	53.921	147.5	27:34.977
	3	1	4:32.115	2:57.539	32.809	1:01.767	55.1	10:00.002								
	4	1	1:51.140	23.551	28.793	58.796	134.8	11:51.142								
	5	1	2:15.298B	24.542	33.494	1:17.262	110.8	14:06.440								
	6	1	8:31.917	6:57.075	31.876	1:02.966	29.3	22:38.357								
	7	1	1:50.362	23.347	28.775	58.240	135.8	24:28.719								
	8	1	1:48.553	23.137	27.834	57.582	138.1	26:17.272								
	9	1	1:48.415	23.093	28.665	56.657	138.2	28:05.687								
37	Monteiros Competições 1.Chloe Grant (AM) 2.Alexia Danielsson (AM)							Porsche 911 GT3 Cup - 991.2 AM								
	1	1	3:07.228				80.0	3:07.228								
	2	1	19:57.289B				12.5	23:04.517								
	3	1	1:39.516				150.6	24:44.033								
	4	1	1:36.823				154.8	26:20.856								
41	Skualo Competicion 1.Henk Van Zoest (GD) 2.Filipe Carvalho (GD)							Porsche 911 GT3 Cup - 992 GD								
	1	1	2:55.887	1:00.035	41.734	1:14.118	85.2	2:55.887								
	2	1	2:27.499B	29.001	33.243	1:25.255	101.6	5:23.386								
	3	1	4:19.612	2:49.867	30.316	59.429	57.7	9:42.998								
	4	1	1:53.076	24.578	30.681	57.817	132.5	11:36.074								
	5	1	2:13.733B	21.159	36.536	1:16.038	112.1	13:49.807								
	6	1	8:28.441	7:04.050	26.801	57.590	29.5	22:18.248								
	7	1	1:38.519	20.865	25.720	51.934	152.1	23:56.767								
	8	1	1:37.728	20.744	25.704	51.280	153.4	25:34.495								
	9	1	1:37.240	20.403	25.405	51.432	154.1	27:11.735								
63	GT Corse 1.Tiago Gonçalves (GD) 2.Bruno Zouani (AM)							Porsche 911 GT3 Cup - 992 GD								
	1	2	2:43.186	53.797	39.523	1:09.866	91.8	2:43.186								
	2	2	2:31.313B	27.585	32.865	1:30.863	99.0	5:14.499								
	3	2	4:11.587	2:39.205	30.489	1:01.893	59.6	9:26.086								
	4	2	1:44.492	22.251	27.463	54.778	143.4	11:10.578								
	5	2	2:11.934B	21.535	27.770	1:22.629	113.6	13:22.512								
	6	2	8:39.889	7:17.500	28.051	54.338	28.8	22:02.401								
	7	2	1:40.098	21.148	26.249	52.701	149.7	23:42.499								
	8	2	1:39.979	20.856	26.889	52.234	149.9	25:22.478								
	9	2	1:38.642	20.832	25.835	51.975	151.9	27:01.120								
75	RGB Racing Team 1.Daniel Garcia							Porsche 911 GT3 Cup - 992 GD								
	1	1	7:16.986B	1:24.665	4:18.631	1:33.690	34.3	7:16.986								
	2	1	2:51.417	1:04.543	37.515	1:09.359	87.4	10:08.403								
	3	1	2:25.088B	30.559	34.762	1:19.767	103.3	12:33.491								
	4	1	9:51.348	8:12.281	36.317	1:02.750	25.3	22:24.839								
	5	1	1:46.369	22.282	29.057	55.030	140.9	24:11.208								
77	AF & V Motorsport 1.José Barros (PROAM) 2.Nuno Batista (AM)							Porsche 911 GT3 Cup - 992 PROAM								
	1	1	2:32.432	49.132	36.746	1:06.554	98.3	2:32.432								
	2	1	2:14.201B	25.441	29.294	1:19.466	111.7	4:46.633								
	3	1	4:39.665	3:15.268	29.262	55.135	53.6	9:26.298								
	4	1	1:37.785	21.220	25.597	50.968	153.3	11:04.083								
	5	1	1:55.968B	20.953	25.338	1:09.677	129.2	13:00.051								
	6	1	10:11.095	8:55.014	25.720	50.361	24.5	23:11.146								
	7	1	1:36.066	20.639	25.347	50.080	156.0	24:47.212								
	8	1	1:35.736	20.423	25.154	50.159	156.5	26:22.948								
	9	1	1:36.450	20.248	25.302	50.900	155.4	27:59.398								
82	Fenix Racing 1.Pablo Hernández							Porsche 911 GT3 Cup - 991.1 AM								
	1	1	3:01.672	1:12.347	39.298	1:10.027	82.5	3:01.672								
	2	1	2:33.160B	30.750	35.198	1:27.212	97.9	5:34.832								
	3	1	3:56.342	2:30.163	28.418	57.761	63.4	9:31.174								
	4	1	1:44.502	22.167	27.182	55.153	143.4	11:15.676								
	5	1	2:13.475B	22.772	27.102	1:23.601	112.3	13:29.151								
	6	1	8:53.180	7:17.121	37.105	58.954	28.1	22:22.331								
	7	1	1:44.206	21.944	27.074	55.188	143.8	24:06.537								
	8	1	1:44.123	21.927	26.822	55.374	143.9	25:50.660								
	9	1	1:43.120	21.962	26.845	54.313	145.3	27:33.780								
88	RGB Racing Team 1.Jorge Ramirez							Porsche 911 GT3 Cup - 992 AM								
	1	1	2:38.676	49.602	40.480	1:08.594	94.4	2:38.676								
	2	1	2:30.478B	26.364	35.688	1:28.426	99.6	5:09.154								
	3	1	4:15.572	2:46.155	28.817	1:00.600	58.6	9:24.726								
	4	1	1:43.693	22.210	27.984	53.499	144.5	11:08.419								
	5	1	2:01.075B	20.366	25.153	1:15.556	123.8	13:09.494								
	6	1	8:49.260	7:29.378	26.534	53.348	28.3	21:58.754								
	7	1	1:36.135	20.355	25.355	50.425	155.9	23:34.889								
	8	1	1:35.430	20.266	25.156	50.008	157.0	25:10.319								
	9	1	1:35.894	20.177	25.241	50.476	156.3	26:46.213								
91	LMR Motorsport 1.Leandro Martins 2.Dieter Svepes							Porsche 911 GT3 Cup - 992 PROAM								
	1	1	4:05.704B	2:10.105	37.573	1:18.026	61.0	4:05.704								
	2	1	6:20.436	4:51.013	33.067	56.356	39.4	10:26.140								
	3	1	1:39.885	21.001	25.986	52.898	150.0	12:06.025								
	4	1	2:22.485B	30.331	37.576	1:14.578	105.2	14:28.510								
	5	1	8:33.460	7:15.603	26.026	51.831	29.2	23:01.970								
	6	1	1:35.485	20.290	25.215	49.980	157.0	24:37.455								
	7	1	1:35.247	20.234	25.193	49.820	157.3	26:12.702								
8	1	1:55.338B	21.507	28.596	1:05.235	129.9	28:08.040									



CASCAIS RACING WEEKEND

22 al 23 Noviembre 2025 / 22 a 23 de Novembro 2025 / 22 to 23 November 2025



PORSCHE SPRINT CHALLENGE IBERICA CASCAIS RACING WEEKEND 22 e 23 Novembro 2025 ENTRENAMIENTO CRONOMETRADO 1

Sector Analysis

— Invalidated Lap ■ Personal Best ■ Session Best B Crossing the pit lane

Lap	D	Time	Sector 1	Sector 2	Sector 3	Kph	Elapsed	Lap	D	Time	Sector 1	Sector 2	Sector 3	Kph	Elapsed
93 Escuderia Faraon <small>Porsche 911 GT3 Cup - 992</small> 1.Ruiqi Liu <small>AM</small>															
1	1	4:31.313	B	2:31.455	37.184	1:22.674	55.2	4:31.313							
2	1	5:09.382		3:40.438	30.194	58.750	48.4	9:40.695							
3	1	1:40.668		22.271	26.422	51.975	148.9	11:21.363							
4	1	2:10.193	B	20.697	26.769	1:22.727	115.1	13:31.556							
5	1	8:34.485		7:14.194	27.055	53.236	29.1	22:06.041							
6	1	1:36.843		20.544	25.306	50.993	154.8	23:42.884							
7	1	1:38.215		20.842	26.018	51.355	152.6	25:21.099							
8	1	1:35.084		20.487	25.095	49.502	157.6	26:56.183							
97 LOB MotorSport <small>Porsche 911 GT3 Cup - 991.2</small> 1.Vasco Barros (PROAM) <small>PROAM</small> 2.Luis Barros (GD)															
1	1	2:44.390		55.805	39.912	1:08.673	91.2	2:44.390							
2	1	2:34.151	B	27.983	34.756	1:31.412	97.2	5:18.541							
3	1	4:15.901		2:50.935	29.852	55.114	58.6	9:34.442							
4	1	1:37.788		21.118	25.826	50.844	153.3	11:12.230							
5	1	2:08.474	B	20.755	26.960	1:20.759	116.7	13:20.704							
6	1	8:51.819		7:32.273	27.198	52.348	28.2	22:12.523							
7	1	1:36.155		20.766	25.420	49.969	155.9	23:48.678							
8	1	1:35.909		20.423	25.248	50.238	156.3	25:24.587							
9	1	1:36.915		20.383	25.257	51.275	154.6	27:01.502							