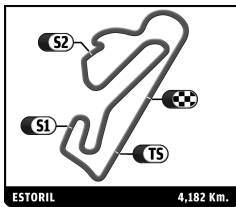


IBERIAN HISTORIC ENDURANCE
ESTORIL CLASSICS
RACE

Sector Analysis

Personal Best Session Best B Crossing the finish line in pit lane

Lap	D	Time	Sector 1	Sector 2	Sector 3	T. Spd	Elapsed	Lap	D	Time	Sector 1	Sector 2	Sector 3	T. Spd	Elapsed		
1		Porsche 356 SC										H-1965					
		1. Guillermo VELASCO BAIS:															
		2. Francisco FREITAS															
1	1	2:36.658	44.581	1:07.138	44.939		2:36.658	6	1	2:04.444	24.993	1:00.192	39.259	186.1	13:25.730		
2	1	2:35.191	28.246	1:17.270	49.675	163.7	5:11.849	7	1	2:05.459	24.868	1:00.132	40.459	192.9	15:31.189		
3	1	2:33.186	32.134	1:15.628	45.424	139.0	7:45.035	8	1	2:04.061	24.781	1:00.086	39.194	189.9	17:35.250		
4	1	2:24.825	29.893	1:11.689	43.243	153.1	10:09.860	9	1	2:02.603	25.106	59.279	38.218	194.6	19:37.853		
5	1	2:18.014	27.869	1:06.854	43.291	171.3	12:27.874	10	1	2:16.395	25.599	1:01.647	49.149	169.2	21:54.248		
6	1	2:15.922	27.368	1:06.419	42.135	180.3	14:43.796	11	1	3:50.700	2:11.210	1:00.980	38.510		25:44.948		
7	1	2:15.231	27.455	1:06.087	41.689	177.7	16:59.027	12	1	2:02.826	24.679	59.480	38.667	210.9	27:47.774		
8	1	2:15.752	26.994	1:06.575	42.183	181.5	19:14.779	13	1	2:04.441	24.871	1:00.956	38.614	210.5	29:52.215		
9	1	2:15.638	27.523	1:06.197	41.918	169.5	21:30.417	14	1	2:03.451	25.042	59.845	38.564	202.4	31:55.666		
10	1	2:15.396	27.055	1:06.072	42.269	178.3	23:45.813										
11	1	2:20.706	26.720	1:05.659	48.327	183.0	26:06.519										
12	1	4:27.716	2:22.366	1:16.321	49.029		30:34.235										
13	1	2:39.585	32.242	1:19.403	47.940	150.6	33:13.820										
5		Ford GT40										GTP & SC					
		1. Paulo LIMA															
1	1	1:58.832	24.997	57.215	36.620		1:58.832	1	1	2:19.154	37.151	1:02.160	39.843		2:19.154		
2	1	2:26.318	22.863	57.849	1:05.606	224.6	4:25.150	2	1	2:18.725	25.729	1:06.585	46.411	187.3	4:37.879		
3	1	2:42.005	50.525	1:08.475	43.005	67.8	7:07.155	3	1	2:42.843	47.603	1:12.991	42.249	69.4	7:20.722		
4	1	2:02.678	23.558	58.974	40.146	215.4	9:09.833	4	1	2:12.455	26.422	1:04.881	41.152	184.8	9:33.177		
5	1	2:00.055	23.775	58.802	37.478	202.8	11:09.888	5	1	2:11.818	26.856	1:04.509	40.453	180.3	11:44.995		
6	1	2:00.096	23.497	58.894	37.705	208.9	13:09.984	6	1	2:10.694	26.591	1:03.829	40.274	182.7	13:55.689		
7	1	2:00.011	23.542	58.736	37.733	204.7	15:09.995	7	1	2:10.287	26.349	1:03.511	40.427	180.0	16:05.976		
8	1	2:00.134	24.020	58.458	37.656	195.6	17:10.129	8	1	2:10.707	26.171	1:04.087	40.449	183.6	18:16.683		
9	1	2:00.143	23.569	58.191	38.383	195.6	19:10.272	9	1	2:09.945	26.054	1:03.559	40.332	184.2	20:26.628		
10	1	1:58.638	23.663	57.753	37.222	202.8	21:08.910	10	1	2:09.121	26.033	1:02.928	40.160	184.5	22:35.749		
11	1	1:58.830	23.410	58.103	37.317	203.5	23:07.740	11	1	2:09.027	25.927	1:02.648	40.452	190.2	24:44.776		
12	1	2:12.257	23.705	58.031	50.521	192.2	25:19.997	12	1	2:08.368	25.998	1:02.364	40.006	181.5	26:53.144		
13	1	3:47.431	2:11.717	58.470	37.244		29:07.428	13	1	2:17.294	25.874	1:02.504	48.916	181.8	29:10.438		
14	1	1:59.432	24.380	57.797	37.255	187.3	31:06.860	14	1	3:35.102	1:47.342	1:04.995	42.765		32:45.540		
14		Lotus Seven										GTP & SC					
		1. João MIRA GOMES															
		2. Nuno AFOITO															
1	1	2:20.257	35.591	1:04.259	40.407		2:20.257	1	1	2:42.867	49.295	1:09.823	43.749		2:42.867		
2	1	2:19.909	25.773	1:06.995	47.141	188.6	4:40.166	2	1	2:34.175	28.474	1:17.063	48.638	163.0	5:17.042		
3	1	2:42.318	45.966	1:12.891	43.461	73.9	7:22.484	3	1	2:44.819	34.159	1:16.940	53.720	124.5	8:01.861		
4	1	2:13.399	26.225	1:05.085	42.089	187.3	9:35.883	4	1	5:25.574	3:27.598	1:13.151	44.825		13:27.435		
5	1	2:14.565	26.724	1:04.994	42.847	184.8	11:50.448	5	1	2:21.534	29.283	1:08.379	43.872	169.0	15:48.969		
6	1	2:15.569	28.300	1:05.210	42.059	183.3	14:06.017	6	1	2:24.106	28.930	1:09.861	45.315	164.7	18:13.075		
7	1	2:16.923	26.985	1:05.789	44.149	184.2	16:22.940	7	1	2:21.815	28.373	1:09.414	44.028	173.5	20:34.890		
8	1	2:14.580	26.718	1:05.112	42.750	186.1	18:37.520	8	1	2:20.349	29.546	1:07.633	43.170	166.2	22:55.239		
9	1	2:26.099	26.791	1:04.358	54.950	181.8	21:03.619	9	1	2:29.576	28.409	1:09.204	51.963	166.9	25:24.815		
10	1	3:26.928	1:44.753	1:01.641	40.534		24:30.547	10	1	4:13.048	2:15.896	1:12.844	44.308		29:37.863		
11	1	2:09.422	25.182	1:02.993	41.247	190.2	26:39.969	11	1	2:25.228	30.490	1:10.339	44.399	165.0	32:03.091		
12	1	2:06.254	24.849	1:01.077	40.328	190.2	28:46.223										
13	1	2:06.860	25.334	1:02.115	39.411	191.9	30:53.083										
23		Porsche 911 SWB										GDS					
		1. Vincent TOURNEUR															
1	1	2:53.376	52.837	1:14.981	45.558		2:53.376	1	1	2:53.376	52.837	1:14.981	45.558		2:53.376		
2	1	2:32.723	30.340	1:14.833	47.550	166.4	5:26.099	2	1	2:32.723	30.340	1:14.833	47.550	166.4	5:26.099		
3	1	2:36.995	32.872	1:16.908	47.215	136.4	8:03.094	3	1	2:36.995	32.872	1:16.908	47.215	136.4	8:03.094		
4	1	2:27.968	30.449	1:12.110	45.409	168.5	10:31.062	4	1	2:27.968	30.449	1:12.110	45.409	168.5	10:31.062		
5	1	2:29.028	29.992	1:13.205	45.831	180.9	13:00.090	5	1	2:29.028	29.992	1:13.205	45.831	180.9	13:00.090		
6	1	2:34.724	31.492	1:16.058	47.174	171.3	15:34.814	6	1	2:34.724	31.492	1:16.058	47.174	171.3	15:34.814		
7	1	3:15.423	34.284	1:26.125	1:15.014	148.7	18:50.237	7	1	3:15.423	34.284	1:26.125	1:15.014	148.7	18:50.237		
34		Ford Escort RS 2000										H-1976					
		1. Carlos M. SANTOS															
		2. Carlos A. SANTOS															
1	1	2:37.882	48.859	1:05.948	43.075		2:37.882	1	1	2:37.882	48.859	1:05.948	43.075		2:37.882		
2	1	2:34.783	27.849	1:17.112	49.822	152.7	5:12.665	2	1	2:34.783	27.849	1:17.112	49.822	152.7	5:12.665		
3	1	2:32.971	32.044	1:15.775	45.152	134.5	7:45.636	3	1	2:32.971	32.044	1:15.775	45.152	134.5	7:45.636		
4	1	2:20.438	29.688	1:08.467	42.283	146.0	10:06.074	4	1	2:20.438	29.688	1:08.467	42.283	146.0	10:06.074		

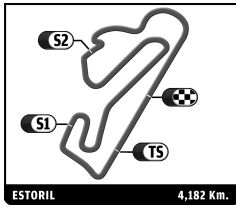


IBERIAN HISTORIC ENDURANCE
ESTORIL CLASSICS
RACE

Sector Analysis

Personal Best Session Best B Crossing the finish line in pit lane

Lap	D	Time	Sector 1	Sector 2	Sector 3	T. Spd	Elapsed	Lap	D	Time	Sector 1	Sector 2	Sector 3	T. Spd	Elapsed
41 Lotus Elan ex-Team Palma 1. Manuel FERRÃO INV *															
1	1	6:21.692	48.019	4:46.027	47.646		6:21.692								
2	1	2:33.608	32.105	1:15.660	45.843	113.0	8:55.300								
3	1	2:31.539	30.669	1:14.574	46.296	138.0	11:26.839								
4	1	2:31.143	30.828	1:13.548	46.767	137.1	13:57.982								
5	1	2:32.610	31.336	1:13.854	47.420	131.3	16:30.592								
6	1	2:26.917	30.156	1:11.571	45.190	144.5	18:57.509								
7	1	2:27.457	29.873	1:12.371	45.213	146.8	21:24.966								
8	1	2:26.279	29.559	1:11.414	45.306	148.0	23:51.245								
9	1	2:36.665 B	29.479	1:11.039	56.147	154.4	26:27.910								
10	1	4:10.796	2:16.770	1:09.814	44.212		30:38.706								
11	1	2:40.956 B	30.528	1:12.094	58.334	154.6	33:19.662								
12	1	6:41.623	4:23.622	1:15.642	1:02.359		40:01.285								
44 Porsche 911 3.0 RS 1. Cláudio VIEIRA H-1976															
1	1	2:03.682	27.948	58.738	36.996		2:03.682								
2	1	2:22.626	23.478	58.702	1:00.446	218.4	4:26.308								
3	1	2:42.769	50.642	1:08.566	43.561	67.4	7:09.077								
4	1	2:03.308	24.410	1:00.276	38.622	209.7	9:12.385								
5	1	2:02.211	24.451	59.514	38.246	199.9	11:14.596								
6	1	2:00.283	23.940	58.768	37.575	215.9	13:14.879								
7	1	2:01.808	24.238	59.532	38.038	218.4	15:16.687								
8	1	2:01.398	24.671	58.875	37.852	205.4	17:18.085								
9	1	2:01.255	24.603	58.732	37.920	204.3	19:19.340								
10	1	2:03.107	23.745	59.228	40.134	217.1	21:22.447								
11	1	2:00.780	23.859	58.809	38.112	212.9	23:23.227								
12	1	2:01.292	23.697	58.609	38.986	221.0	25:24.519								
13	1	2:12.173 B	24.150	59.562	48.461	202.4	27:36.692								
14	1	3:38.112	2:00.920	59.519	37.673		31:14.804								
47 Alfa Romeo 1750 GTAm 1. Roberto DIAZ-RINCON H-1971															
1	1	2:32.927	42.910	1:06.664	43.353		2:32.927								
2	1	2:33.584	28.513	1:16.872	48.199	163.0	5:06.511								
3	1	2:35.088	31.983	1:17.013	46.092	135.3	7:41.599								
4	1	2:29.861	31.436	1:13.236	45.189	155.0	10:11.460								
5	1	2:22.418	29.965	1:09.078	43.375	155.2	12:33.878								
6	1	2:20.794	29.320	1:08.248	43.226	144.1	14:54.672								
7	1	2:19.381	28.425	1:07.497	43.459	150.8	17:14.053								
8	1	2:19.036	28.974	1:07.200	42.862	155.7	19:33.089								
9	1	2:15.194	27.353	1:05.706	42.135	165.0	21:48.283								
10	1	2:21.425 B	27.212	1:05.557	48.656	170.6	24:09.708								
11	1	3:37.858	1:48.361	1:07.254	42.243		27:47.566								
12	1	2:15.448	27.900	1:06.425	41.123	162.3	30:03.014								
13	1	2:15.945	28.632	1:05.414	41.899	156.5	32:18.959								
49 Lotus Elan 26 1. Joaquim SOARES H-1965															
1	1	2:34.684	43.164	1:06.742	44.778		2:34.684								
2	1	2:32.982	27.639	1:16.578	48.765	167.2	5:07.666								
3	1	2:35.938	31.595	1:16.942	47.401	138.8	7:43.604								
4	1	2:21.042	29.446	1:08.754	42.842	149.1	10:04.646								
5	1	2:17.056	27.735	1:07.197	42.124	166.2	12:21.702								
6	1	2:13.319	27.093	1:04.846	41.380	173.2	14:35.021								
7	1	2:12.357	26.522	1:04.531	41.304	181.5	16:47.378								
8	1	2:13.541	26.708	1:05.733	41.100	182.4	19:00.919								
9	1	2:13.531	27.473	1:05.471	40.587	165.7	21:14.450								
10	1	2:12.101	26.350	1:03.288	42.463	176.5	23:26.551								
11	1	2:22.280 B	26.378	1:03.510	52.392	192.5	25:48.831								
12	1	3:49.887	2:07.118	1:02.776	39.993		29:38.718								
13	1	2:08.201	25.908	1:02.600	39.693	190.2	31:46.919								
50 Alfa Romeo Giulia Ti Super 1. Rui BEVILACQUA GDS 2. António MAGALHÃES															
1	1	2:52.042	54.426	1:12.062	45.554		2:52.042								
2	1	2:33.309	30.293	1:14.608	48.408	158.6	5:25.351								
3	1	2:35.884	32.620	1:16.818	46.446	139.9	8:01.235								
4	1	2:25.184	28.866	1:10.967	45.351	176.3	10:26.419								
5	1	2:25.461	28.812	1:10.801	45.848	176.0	12:51.880								
6	1	2:27.122	28.909	1:11.351	46.862	171.1	15:19.002								
7	1	2:26.671	29.127	1:12.119	45.425	162.1	17:45.673								
8	1	2:28.681	30.707	1:12.867	45.107	173.0	20:14.354								
9	1	2:26.261	29.057	1:10.327	46.877	162.8	22:40.615								
10	1	2:37.748 B	29.917	1:11.579	56.252	164.5	25:18.363								
11	1	4:09.915	2:15.450	1:10.391	44.074		29:28.278								
12	1	2:28.872	29.427	1:12.725	46.720	164.7	31:57.150								
51 Alfa Romeo GTAm 1. Jorge SANTOS H-1971 2. Alcides PETIZ															
1	1	2:29.117	41.611	1:06.033	41.473		2:29.117								
2	1	2:20.501	27.192	1:08.845	44.464	172.1	4:49.618								
3	1	2:37.325	40.792	1:13.814	42.719	71.3	7:26.943								
4	1	2:13.761	27.000	1:04.298	42.463	161.1	9:40.704								
5	1	2:13.959	27.856	1:05.282	40.821	174.9	11:54.663								
6	1	2:15.763	27.503	1:04.834	43.426	175.2	14:10.426								
7	1	2:16.390	27.169	1:06.124	43.097	174.0	16:26.816								
8	1	2:11.499	26.583	1:04.240	40.676	177.1	18:38.315								
9	1	2:13.695	26.900	1:04.129	42.666	176.5	20:52.010								
10	1	2:31.935 B	34.195	1:08.104	49.636	170.0	23:23.945								
11	1	3:49.654	2:01.614	1:06.024	42.016		27:13.599								
12	1	2:16.389	27.751	1:07.032	41.606	164.0	29:29.988								
13	1	2:16.244	27.885	1:06.553	41.806	170.8	31:46.232								
55 Porsche 911 2.8 RSR 1. Paul DANIELS H-1976															
1	1	2:27.067	39.442	1:06.026	41.599		2:27.067								
2	1	2:18.331	27.493	1:07.720	43.118	186.4	4:45.398								
3	1	2:38.467	42.530	1:13.469	42.468	63.6	7:23.865								
4	1	2:16.258	27.543	1:05.739	42.976	163.0	9:40.123								
5	1	2:15.053	27.816	1:06.586	40.651	184.5	11:55.176								
6	1	2:12.824	26.685	1:04.229	41.910	183.6	14:08.000								
7	1	2:11.746	26.301	1:04.031	41.414	185.4	16:19.746								



IBERIAN HISTORIC ENDURANCE
ESTORIL CLASSICS
RACE

Sector Analysis

Personal Best Session Best B Crossing the finish line in pit lane

Lap	D	Time	Sector 1	Sector 2	Sector 3	T. Spd	Elapsed	Lap	D	Time	Sector 1	Sector 2	Sector 3	T. Spd	Elapsed
8	1	2:11.750	26.875	1:04.035	40.840	181.2	18:31.496	8	1	2:02.852	24.603	1:00.029	38.220	201.3	17:28.470
9	1	2:11.071	25.645	1:03.270	42.156	185.7	20:42.567	9	1	2:03.722	24.637	1:00.234	38.851	189.6	19:32.192
10	1	2:20.670 B	26.678	1:03.509	50.483	174.3	23:03.237	10	1	2:02.246	24.496	1:00.021	37.729	199.1	21:34.438
11	1	3:38.344	1:51.940	1:03.142	43.262		26:41.581	11	1	2:01.790	24.333	59.392	38.065	199.9	23:36.228
12	1	2:13.490	28.311	1:03.210	41.969	173.2	28:55.071	12	1	2:11.966 B	24.491	59.727	47.748	193.9	25:48.194
13	1	2:12.771	27.970	1:03.755	41.046	170.0	31:07.842	13	1	3:59.403	2:16.702	1:02.705	39.996		29:47.597
								14	1	2:06.379	25.038	1:01.432	39.909	207.4	31:53.976

57 Ford Mustang
1. Bart UITERWAAL H-1965

1	1	2:55.369	55.253	1:13.329	46.787		2:55.369
2	1	2:34.509	31.222	1:14.922	48.365	152.4	5:29.878
3	1	2:35.149	32.390	1:15.002	47.757	137.0	8:05.027
4	1	2:32.604	31.990	1:12.730	47.884	149.4	10:37.631
5	1	2:31.178	31.192	1:11.323	48.663	148.7	13:08.809
6	1	2:33.521	31.420	1:13.975	48.126	150.4	15:42.330
7	1	2:33.791	31.428	1:13.394	48.969	147.6	18:16.121
8	1	2:31.355	31.227	1:11.994	48.134	146.2	20:47.476
9	1	2:48.329 B	30.909	1:14.110	1:03.310	154.4	23:35.805
10	1	4:24.867	2:21.687	1:15.383	47.797		28:00.672
11	1	2:35.666	32.955	1:12.610	50.101	142.4	30:36.338
12	1	2:35.285	30.977	1:17.192	47.116	143.5	33:11.623

65 Porsche 911 3.0 RS
1. Rafael SANCHEZ ALCALÁ H-1976
2. Eduardo SANCHEZ MUÑOZ

1	1	2:49.353	53.281	1:11.602	44.470		2:49.353
2	1	2:32.615	31.076	1:15.213	46.326	144.3	5:21.968
3	1	2:37.001	33.967	1:16.275	46.759	127.9	7:58.969
4	1	2:24.787	29.853	1:10.164	44.770	162.5	10:23.756
5	1	2:22.927	30.232	1:09.320	43.375	165.7	12:46.683
6	1	2:20.730	28.700	1:08.612	43.418	162.8	15:07.413
7	1	2:25.203	30.478	1:10.381	44.344	150.0	17:32.616
8	1	2:34.376 B	29.487	1:08.925	55.964	163.0	20:06.992
9	1	3:43.262	1:57.984	1:03.925	41.353		23:50.254
10	1	2:11.098	27.546	1:02.952	40.600	161.8	26:01.352
11	1	2:12.059	27.563	1:03.108	41.388	171.6	28:13.411
12	1	2:20.129	28.589	1:05.466	46.074	144.5	30:33.540
13	1	2:13.136	28.208	1:04.069	40.859	166.7	32:46.676

73 Chevrolet Corvette L88
1. Pedro BETHENCOURT H-1971
2. Nogueira PINTO

1	1	2:16.815	32.684	1:03.322	40.809		2:16.815
2	1	2:14.029	25.374	59.990	48.665	193.9	4:30.844
3	1	2:40.398	50.988	1:08.153	41.257	70.8	7:11.242
4	1	2:03.404	24.577	59.574	39.253	199.1	9:14.646
5	1	2:03.305	24.236	1:00.954	38.115	213.4	11:17.951
6	1	2:03.330	24.396	1:00.694	38.240	197.4	13:21.281
7	1	2:32.553 B		1:03.028	210.9		15:53.834

75 Porsche 911 3.0 RS
1. Carlos BRIZIDO H-1976
2. João PINA CARDOSO

1	1	2:14.705	33.626	1:01.739	39.340		2:14.705
2	1	2:15.285	24.111	1:00.181	50.993	202.0	4:29.990
3	1	2:41.260	50.728	1:08.582	41.950	67.6	7:11.250
4	1	2:04.586	24.895	1:00.756	38.935	198.8	9:15.836
5	1	2:03.666	24.684	1:00.764	38.218	191.5	11:19.502
6	1	2:02.828	24.648	59.823	38.357	196.7	13:22.330
7	1	2:03.288	24.176	1:01.135	37.977	204.3	15:25.618

80 Alfa Romeo GT Am
1. Alexandre NABUCO H-1971
2. José CARVALHOSA

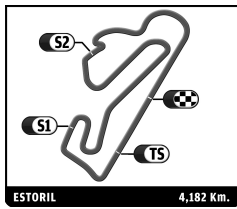
1	1	2:28.447	40.566	1:06.158	41.723		2:28.447
2	1	2:20.713	27.620	1:08.336	44.757	184.2	4:49.160
3	1	2:36.970	40.731	1:13.645	42.594	75.4	7:26.130
4	1	2:14.225	26.953	1:04.704	42.568	174.3	9:40.355
5	1	2:14.347	27.773	1:05.248	41.326	182.7	11:54.702
6	1	2:16.102	27.826	1:05.543	42.733	171.3	14:10.804
7	1	2:15.827	27.647	1:05.705	42.475	170.8	16:26.631
8	1	2:15.473	28.093	1:05.227	42.153	166.4	18:42.104
9	1	2:12.755	26.761	1:03.735	42.259	180.9	20:54.859
10	1	2:22.598 B	27.016	1:05.090	50.492	160.6	23:17.457
11	1	4:16.132	2:12.634	1:16.266	47.232		27:33.589
12	1	2:28.498	29.993	1:12.206	46.299	155.4	30:02.087
13	1	2:25.684	29.354	1:11.168	45.162	163.5	32:27.771

83 Porsche 911 RS 3.0
1. Bruno DUARTE H-1976
2. Filipe SILVA JESUS

1	1	2:17.211	33.555	1:02.718	40.938		2:17.211
2	1	2:15.715	26.393	1:02.718	46.604	192.2	4:32.926
3	1	2:43.153	50.348	1:11.941	40.864	67.9	7:16.079
4	1	2:07.385	25.288	1:01.796	40.301	194.9	9:23.464
5	1	2:08.548	25.853	1:02.576	40.119	181.2	11:32.012
6	1	2:08.150	25.866	1:02.417	39.867	173.5	13:40.162
7	1	2:07.734	25.660	1:01.595	40.479	178.0	15:47.896
8	1	2:06.775	25.953	1:01.740	39.082	173.2	17:54.671
9	1	2:05.999	25.430	1:01.442	39.127	180.3	20:00.670
10	1	2:12.591 B	25.156	1:01.710	45.725	186.1	22:13.261
11	1	3:43.593	2:01.589	1:02.614	39.390		25:56.854
12	1	2:07.133	26.008	1:01.655	39.470	189.2	28:03.987
13	1	2:07.598	26.597	1:01.496	39.505	169.0	30:11.585
14	1	2:07.331	25.433	1:01.740	40.158	185.4	32:18.916

84 Porsche 911 3.0 RS
1. Frederico BRION SANCHE H-1976
2. Ricardo MEGRE

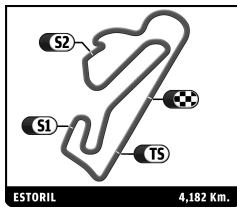
1	1	2:11.904	31.439	1:01.339	39.126		2:11.904
2	1	2:17.499	25.132	1:01.248	51.119	205.8	4:29.403
3	1	2:41.719	50.148	1:08.872	42.699	68.3	7:11.122
4	1	2:07.478	25.692	1:02.122	39.664	180.3	9:18.600
5	1	2:07.265	25.340	1:02.437	39.488	202.8	11:25.865
6	1	2:06.336	24.856	1:01.937	39.543	200.2	13:32.201
7	1	2:08.214	25.706	1:02.391	40.117	196.0	15:40.415
8	1	2:08.707	26.475	1:02.808	39.424	198.8	17:49.122
9	1	2:21.390 B	25.867	1:02.683	52.840	207.0	20:10.512
10	1	3:31.405	1:53.647	59.462	38.296		23:41.917
11	1	2:01.272	24.086	59.399	37.787	214.6	25:43.189
12	1	2:01.599	24.047	59.183	38.369	216.3	27:44.788
13	1	2:01.654	24.410	59.172	38.072	211.3	29:46.442
14	1	2:01.693	24.298	59.519	37.876	212.9	31:48.135



IBERIAN HISTORIC ENDURANCE
ESTORIL CLASSICS
RACE

Sector Analysis

Lap	D	Time	Sector 1	Sector 2	Sector 3	T. Spd	Elapsed	Lap	D	Time	Sector 1	Sector 2	Sector 3	T. Spd	Elapsed
88		Alfa Romeo GTAm 1. Henry WEGENER					H-1971								
1	1	2:28.180	39.112	1:06.909	42.159		2:28.180	10	1	3:46.845	1:57.287	1:06.747	42.811		25:25.757
2	1	2:25.031	27.666	1:11.905	45.460	196.7	4:53.211	11	1	2:41.732 B	28.291	1:08.492	1:04.949	173.5	28:07.489
3	1	2:37.582	39.403	1:13.929	44.250	76.1	7:30.793	12	1	2:41.911	51.341	1:08.023	42.547		30:49.400
4	1	2:18.217	28.802	1:05.846	43.569	173.2	9:49.010								
5	1	2:10.969	26.811	1:03.898	40.260	188.3	11:59.979								
6	1	2:11.442	25.728	1:03.805	41.909	198.8	14:11.421								
7	1	2:15.469	27.269	1:05.889	42.311	181.8	16:26.890								
8	1	2:12.929	26.811	1:05.127	40.991	189.6	18:39.819								
9	1	2:13.091	26.049	1:03.972	43.070	191.5	20:52.910								
10	1	2:10.739	27.351	1:03.303	40.085	170.6	23:03.649								
11	1	2:10.892	26.951	1:03.104	40.837	188.6	25:14.541								
12	1	2:17.360 B	26.141	1:02.584	48.635	188.0	27:31.901								
13	1	3:40.536	1:57.311	1:03.337	39.888		31:12.437								
96		Shelby Mustang GT350 1. Maarten FOKKE					H-1965								
1	1	2:27.943	40.170	1:06.333	41.440		2:27.943								
2	1	2:17.535	27.002	1:08.000	42.533	179.1	4:45.478								
3	1	2:38.548	42.921	1:13.969	41.658	53.7	7:24.026								
4	1	2:15.248	26.937	1:05.907	42.404	174.3	9:39.274								
5	1	2:13.899	27.800	1:05.796	40.303	162.8	11:53.173								
6	1	2:16.535	27.389	1:06.297	42.849	163.5	14:09.708								
7	1	2:15.408	27.163	1:06.533	41.712	199.9	16:25.116								
8	1	2:29.277 B	28.145	1:05.221	55.911	176.3	18:54.393								
9	1	3:50.827	2:07.605	1:03.512	39.710		22:45.220								
10	1	2:09.604	26.148	1:03.625	39.831	170.8	24:54.824								
11	1	2:09.545	26.271	1:03.053	40.221	182.7	27:04.369								
12	1	2:12.953	26.756	1:05.243	40.954	167.7	29:17.322								
13	1	2:10.445	25.830	1:04.086	40.529	181.8	31:27.767								
99		Porsche 911 2.8 RSR 1. Mário MEIRELES 2. Vasco NINA					H-1976								
1	1	2:15.885	32.950	1:02.213	40.722		2:15.885								
2	1	2:15.635	25.892	1:03.442	46.301	192.5	4:31.520								
3	1	2:44.340	50.919	1:12.198	41.223	69.0	7:15.860								
4	1	2:25.058 B	26.809	1:07.076	51.173	186.4	9:40.918								
123		Porsche 911 3.0 RS 1. Bruno SANTOS					H-1976								
1	1	2:29.946	41.009	1:06.315	42.622		2:29.946								
2	1	2:23.757	26.845	1:11.584	45.328	184.5	4:53.703								
3	1	2:36.322	39.627	1:13.931	42.764	76.9	7:30.025								
153		Porsche 914/6 1. Manuel GONZALEZ DE LA					H-1971								
1	1	2:35.979	46.087	1:06.831	43.061		2:35.979								
2	1	2:34.965	27.671	1:17.454	49.840	163.2	5:10.944								
3	1	2:31.902	31.283	1:16.410	44.209	134.9	7:42.846								
4	1	2:20.159	29.052	1:07.887	43.220	152.2	10:03.005								
5	1	2:18.379	28.532	1:07.255	42.592	156.1	12:21.384								
6	1	2:16.956	28.210	1:06.524	42.222	164.2	14:38.340								
7	1	2:16.434	27.965	1:06.213	42.256	177.1	16:54.774								
8	1	2:17.089	28.758	1:05.722	42.609	151.8	19:11.863								
9	1	2:27.049 B	28.377	1:05.853	52.819	160.4	21:38.912								
157		Porsche 911 S/T 1. Alfonso GARCÍA CASARES 2. Ildefonso GARCÍA LOPEZ					H-1971								
1	1	2:35.385	41.065	1:06.812	47.508		2:35.385								
2	1	2:33.937	27.025	1:16.984	49.928	184.5	5:09.322								
3	1	2:31.576	30.789	1:16.606	44.181	152.4	7:40.898								
4	1	2:12.698	26.535	1:05.588	40.575	184.5	9:53.596								
5	1	2:12.871	26.575	1:05.904	40.392	174.6	12:06.467								
6	1	2:11.365	26.157	1:04.513	40.695	180.0	14:17.832								
7	1	2:10.279	26.033	1:03.629	40.617	178.8	16:28.111								
8	1	2:14.319	26.875	1:04.482	42.962	178.0	18:42.430								
9	1	2:11.548	26.792	1:04.320	40.436	178.3	20:53.978								
10	1	2:10.604	26.696	1:03.911	39.997	172.1	23:04.582								
11	1	2:11.850	26.453	1:04.640	40.757	176.5	25:16.432								
12	1	2:18.462 B	26.391	1:03.947	48.124	179.7	27:34.894								
13	1	4:29.526 B	2:21.850	1:13.043	54.633		32:04.420								
14	1	3:14.109	45.683	1:12.946	1:15.480		35:18.529								
167		Datsun 1200 1. João NEVES 2. Francisco GONÇALVES					GDS								
1	1	2:38.609	45.653	1:06.822	46.134		2:38.609								
2	1	2:34.564	28.659	1:16.815	49.090	168.7	5:13.173								
3	1	2:33.638	32.540	1:15.602	45.496	135.3	7:46.811								
4	1	2:21.899	29.145	1:09.074	43.680	173.5	10:08.710								
5	1	2:19.364	27.778	1:07.507	44.079	178.5	12:28.074								
6	1	2:19.155	28.147	1:07.271	43.737	176.8	14:47.229								
7	1	2:21.108	28.423	1:08.797	43.888	176.5	17:08.337								
8	1	2:21.097	28.749	1:08.371	43.977	171.3	19:29.434								
9	1	2:30.113 B	28.715	1:09.230	52.168	171.9	21:59.547								
10	1	4:05.218	2:14.878	1:07.649	42.691		26:04.765								
11	1	2:16.484	27.933	1:05.845	42.706	178.5	28:21.249								
12	1	2:17.568	27.604	1:06.261	43.703	176.8	30:38.817								
13	1	2:20.366	29.113	1:07.972	43.281	166.2	32:59.183								
168		Ford GT40 1. Christian OLDENDORFF					GTP & SC								
1	1	1:59.004	25.606	57.056	36.342		1:59.004								
2	1	2:26.735	22.856	58.471	1:05.408	221.5	4:25.739								
3	1	2:41.702	50.523	1:08.778	42.401	68.6	7:07.441								
4	1	2:02.843	24.418	59.998	38.427	226.9	9:10.284								
5	1	2:00.338	24.178	58.852	37.308	191.9	11:10.622								
6	1	1:59.868	23.805	59.191	36.872	211.3	13:10.490								
7	1	1:59.704	23.607	58.495	37.602	197.4	15:10.194								
8	1	2:00.230	23.976	58.634	37.620	197.4	17:10.424								
9	1	1:59.640	23.671	58.103	37.866	192.2	19:10.064								
10	1	1:57.719	23.326	57.585	36.808	210.1	21:07.783								
11	1	2:05.864 B	23.339	58.567	43.958	214.2	23:13.647								
12	1	3:30.823	1:54.368	58.845	37.610		26:44.470								
13	1	1:59.271	24.540	57.817	36.914	192.2	28:43.741								
14	1	2:00.997	24.105	59.242	37.650	199.5	30:44.738								
172		Shelby Mustang GT350 1. Harmen VAN PUTTEN 2. JEROEN VAN DER HEUVEL					H-1965								
1	1	2:26.684	38.498	1:06.496	41.690		2:26.684								

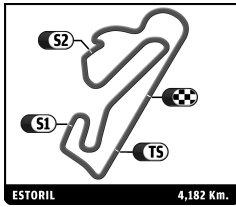


IBERIAN HISTORIC ENDURANCE
ESTORIL CLASSICS
RACE

Sector Analysis

Personal Best Session Best B Crossing the finish line in pit lane

Lap	D	Time	Sector 1	Sector 2	Sector 3	T. Spd	Elapsed	Lap	D	Time	Sector 1	Sector 2	Sector 3	T. Spd	Elapsed
2	1	2:17.640	26.115	1:08.895	42.630	188.3	4:44.324	11	1	3:55.559	2:03.879	1:07.706	43.974		28:14.600
3	1	2:38.970	42.461	1:13.911	42.598	65.6	7:23.294	12	1	2:20.349	29.255	1:07.095	43.999	150.2	30:34.949
4	1	2:16.314	27.015	1:05.896	43.403	175.4	9:39.608	13	1	2:21.681	28.625	1:08.639	44.417	157.2	32:56.630
5	1	2:13.320	26.992	1:05.693	40.635	170.8	11:52.928								
6	1	2:16.084	26.988	1:05.885	43.211	168.5	14:09.012								
7	1	2:15.425	27.446	1:06.402	41.577	180.3	16:24.437								
8	1	2:28.118 B	27.843	1:04.782	55.493	170.3	18:52.555								
9	1	3:49.941	2:06.911	1:03.018	40.012		22:42.496								
10	1	2:08.193	25.311	1:02.352	40.530	192.2	24:50.689								
11	1	2:07.119	25.372	1:02.046	39.701	182.7	26:57.808								
12	1	2:08.099	25.559	1:02.098	40.442	184.5	29:05.907								
13	1	2:08.431	25.882	1:02.254	40.295	191.2	31:14.338								
174 Porsche 2.5 ST 1. António CASTRO ORTEGA H-1971 2. Angel LANCHARES ALON:															
1	1	2:32.676	45.059	1:05.263	42.354		2:32.676								
2	1	2:45.045	26.413	1:30.369	48.263	180.6	5:17.721								
3	1	2:38.123	34.147	1:16.713	47.263	126.0	7:55.844								
4	1	2:18.571	28.572	1:06.558	43.441	165.2	10:14.415								
5	1	2:17.222	27.848	1:06.739	42.635	177.7	12:31.637								
6	1	2:17.346	27.837	1:07.015	42.494	160.9	14:48.983								
7	1	2:15.548	27.906	1:05.762	41.880	160.4	17:04.531								
8	1	2:20.101	27.887	1:08.389	43.825	171.9	19:24.632								
9	1	2:17.999	27.938	1:07.841	42.220	170.0	21:42.631								
10	1	2:15.270	26.874	1:06.487	41.909	185.1	23:57.901								
11	1	2:15.141	26.618	1:05.843	42.680	183.0	26:13.042								
12	1	2:17.135	27.760	1:06.523	42.852	165.4	28:30.177								
13	1	2:31.948 B	27.878	1:10.138	53.932	176.3	31:02.125								
14	1	4:18.302	1:53.550	1:11.786	1:12.966		35:20.427								
185 Lotus Elan 1. Vitor COSTA H-1971 2. Bernardo COSTA															
1	1	2:50.622	54.285	1:11.862	44.475		2:50.622								
2	1	2:33.366	30.902	1:15.014	47.450	150.0	5:23.988								
3	1	2:35.838	33.483	1:16.640	45.715	122.5	7:59.826								
4	1	2:24.734	30.030	1:10.405	44.299	165.7	10:24.560								
5	1	2:23.649	29.899	1:10.116	43.634	186.1	12:48.209								
6	1	2:21.588	28.784	1:08.866	43.938	164.5	15:09.797								
7	1	2:24.841	29.556	1:10.254	45.031	158.3	17:34.638								
8	1	2:20.411	28.930	1:08.197	43.284	167.7	19:55.049								
9	1	2:33.733 B	29.318	1:08.622	55.793	158.3	22:28.782								
10	1	3:57.823	2:04.452	1:09.300	44.071		26:26.605								
11	1	2:20.280	28.515	1:07.915	43.850	174.0	28:46.885								
12	1	2:19.083	27.816	1:07.301	43.966	176.0	31:05.968								
216 Volvo 121 1. Jorge GUIMARÃES H-1971															
1	1	2:45.138	48.589	1:11.554	44.995		2:45.138								
2	1	2:33.151	29.067	1:15.768	48.316	164.2	5:18.289								
3	1	2:38.660	34.308	1:16.570	47.782	124.9	7:56.949								
4	1	2:21.024	29.312	1:07.512	44.200	163.2	10:17.973								
5	1	2:20.025	28.364	1:07.632	44.029	170.3	12:37.998								
6	1	2:18.987	28.453	1:07.236	43.298	169.5	14:56.985								
7	1	2:20.725	28.561	1:07.894	44.270	169.0	17:17.710								
8	1	2:17.551	27.964	1:06.403	43.184	171.3	19:35.261								
9	1	2:17.893	27.795	1:07.167	42.931	173.8	21:53.154								
10	1	2:25.887 B	28.259	1:06.632	50.996	172.1	24:19.041								
221 BMW 1800 TISA 1. Alberto VELEZ-GRILO GDS 2. Tomaz VELEZ-GRILO															
1	1	2:46.334	51.180	1:10.035	45.119		2:46.334								
2	1	2:32.999	29.933	1:14.320	48.746	149.8	5:19.333								
3	1	2:38.523	34.126	1:16.364	48.033	114.2	7:57.856								
4	1	2:24.878	29.589	1:10.313	44.976	162.8	10:22.734								
5	1	2:27.352	30.404	1:12.084	44.864	165.4	12:50.086								
6	1	2:22.751	29.208	1:09.408	44.135	169.8	15:12.837								
7	1	2:26.330	30.205	1:10.365	45.760	165.2	17:39.167								
8	1	2:28.282	32.442	1:09.644	46.196	174.3	20:07.449								
9	1	2:34.651 B	30.083	1:08.982	55.586	152.7	22:42.100								
10	1	3:59.284	2:05.703	1:08.941	44.640		26:41.384								
11	1	2:24.362	29.252	1:09.555	45.555	168.0	29:05.746								
12	1	2:20.985	28.459	1:08.047	44.479	161.3	31:26.731								
225 Datsun 1200 1. Davide MARQUES GDS 2. José ARANTES															
1	1	2:56.143	55.727	1:13.650	46.766		2:56.143								
2	1	2:38.798	32.601	1:18.617	47.580	146.0	5:34.941								
3	1	2:31.560	32.200	1:14.468	44.892	145.4	8:06.501								
4	1	2:30.553	31.037	1:12.752	46.764	148.0	10:37.054								
5	1	2:24.903	30.233	1:10.207	44.463	148.9	13:01.957								
6	1	2:26.875	30.478	1:11.829	44.568	157.7	15:28.832								
7	1	2:26.370	29.532	1:10.660	46.178	155.7	17:55.202								
8	1	2:23.781	29.415	1:10.146	44.220	154.8	20:18.983								
9	1	2:23.997	29.412	1:10.659	43.926	160.4	22:42.980								
10	1	2:33.286 B	30.170	1:09.756	53.360	146.0	25:16.266								
11	1	4:33.112	2:37.078	1:11.021	45.013		29:49.378								
12	1	2:23.225	29.435	1:09.441	44.349	151.8	32:12.603								
227 Merlyn MK4 1. Carlos BARBOT GTP & SC															
1	1	2:17.570	33.155	1:03.809	40.606		2:17.570								
2	1	2:23.904 B	26.390	1:05.515	51.999	189.6	4:41.474								
3	1	3:05.555	1:04.777	1:15.939	44.839		7:47.029								
4	1	2:09.653	27.029	1:02.316	40.308	192.2	9:56.682								
5	1	2:05.827	25.070	1:00.995	39.762	198.1	12:02.509								
6	1	2:08.057	25.102	1:01.017	41.938	181.2	14:10.566								
7	1	2:11.700	26.712	1:03.181	41.807	190.9	16:22.266								
8	1	2:08.677	26.939	1:01.978	39.760	174.6	18:30.943								
9	1	2:05.462	25.141	1:01.095	39.226	202.8	20:36.405								
10	1	2:06.820	26.078	1:00.792	39.950	182.7	22:43.225								
11	1	2:14.294 B	25.750	1:00.229	48.315	196.3	24:57.519								
12	1	3:37.755	1:57.058	1:01.593	39.104		28:35.274								
13	1	2:05.619	26.228	1:00.774	38.617	182.4	30:40.893								
14	1	2:07.216	26.484	1:01.720	39.012	171.1	32:48.109								
245 Porsche 904/6 1. Thorkild STAMP H-1965 2. Michael HOLDEN															
1	1	2:26.600	36.874	1:07.195	42.531		2:26.600								
2	1	2:24.680	28.482	1:11.845	44.353	182.7	4:51.280								
3	1	2:38.683	39.874	1:14.616	44.193	69.1	7:29.963								
4	1	2:20.313	28.939	1:07.741	43.633	161.6	9:50.276								



IBERIAN HISTORIC ENDURANCE
ESTORIL CLASSICS
RACE

Sector Analysis

Personal Best Session Best B Crossing the finish line in pit lane

Lap	D	Time	Sector 1	Sector 2	Sector 3	T. Spd	Elapsed
5	1	2:19.328	27.943	1:07.570	43.815	182.7	12:09.604
6	1	2:15.807	26.854	1:06.271	42.682	194.9	14:25.411
7	1	2:17.844	27.307	1:06.483	44.054	192.9	16:43.255
8	1	2:22.684	28.080	1:09.319	45.285	186.4	19:05.939
9	1	2:30.085 B	27.140	1:07.633	55.312	189.9	21:36.024
10	1	3:31.057	1:49.878	1:01.745	39.434		25:07.081
11	1	2:06.075	25.761	1:01.346	38.968	199.5	27:13.156
12	1	2:04.965	25.238	1:00.811	38.916	197.4	29:18.121
13	1	2:05.334	25.314	1:01.092	38.928	201.3	31:23.455

Lap	D	Time	Sector 1	Sector 2	Sector 3	T. Spd	Elapsed
6	1	2:34.905	31.167	1:16.800	46.938	171.9	15:35.806
7	1	2:29.907	31.066	1:13.053	45.788	176.0	18:05.713
8	1	2:30.571	31.319	1:13.623	45.629	169.5	20:36.284
9	1	2:25.481	29.887	1:10.366	45.228	171.9	23:01.765
10	1	2:42.394 B	31.046	1:12.313	59.035	175.7	25:44.159
11	1	4:22.037	2:23.050	1:13.498	45.489		30:06.196
12	1	2:21.391	29.230	1:07.797	44.364	146.2	32:27.587

258 Iso Grifo A3/C
1. Pieter BOEL
2. Richardo RUBBIO
H-1965

1	1	2:33.324	43.491	1:07.031	42.802		2:33.324
2	1	2:47.794	26.945	1:31.309	49.540	171.9	5:21.118
3	1	3:04.323 B	33.753	1:16.376	1:14.194	125.3	8:25.441
4	1	11:06.897 B	8:48.332	1:14.035	1:04.530		19:32.338

269 Shelby Cobra Daytona
1. Olivier MUYTJENS
H-1965

1	1	2:06.673	30.348	58.884	37.441		2:06.673
2	1	2:20.362	24.210	1:01.579	54.573	209.3	4:27.035
3	1	2:42.480	50.915	1:08.467	43.098	68.1	7:09.515
4	1	2:04.555	24.991	1:00.498	39.066	192.2	9:14.070
5	1	2:04.988	25.508	1:00.641	38.839	196.0	11:19.058
6	1	2:03.855	24.583	1:00.162	39.110	196.0	13:22.913
7	1	2:04.762	24.690	1:01.150	38.922	189.9	15:27.675
8	1	2:03.744	24.728	1:00.224	38.792	195.6	17:31.419
9	1	2:02.598	24.666	59.747	38.185	200.9	19:34.017
10	1	2:02.701	24.664	59.559	38.478	195.6	21:36.718
11	1	2:01.798	24.389	59.273	38.136	202.0	23:38.516
12	1	2:01.941	24.626	59.347	37.968	194.6	25:40.457
13	1	2:12.524 B	24.709	59.510	48.305	200.2	27:52.981
14	1	3:36.180	1:58.767	59.531	37.882		31:29.161

288 Ford GT40
1. Jakob VIGGO HOLSTEIN
2. Otto REEDITZ-THOTT
GTP & SC

1	1	2:16.316	32.033	1:02.802	41.481		2:16.316
2	1	2:21.063	27.164	1:07.476	46.423	204.7	4:37.379
3	1	2:42.411	47.405	1:12.903	42.103	70.4	7:19.790
4	1	2:18.020	28.253	1:07.091	42.676	181.5	9:37.810
5	1	2:12.755	26.957	1:04.852	40.946	179.7	11:50.565
6	1	2:13.909	27.835	1:04.204	41.870	187.6	14:04.474
7	1	2:16.089	27.641	1:05.823	42.625	161.8	16:20.563
8	1	2:15.689	28.005	1:05.896	41.788	166.2	18:36.252
9	1	2:25.905 B	27.543	1:04.482	53.880	176.0	21:02.157
10	1	3:37.320	1:56.821	1:01.520	38.979		24:39.477
11	1	2:03.597	24.833	1:00.249	38.515	191.5	26:43.074
12	1	2:04.611	25.397	1:00.664	38.550	179.4	28:47.685
13	1	2:13.784	33.587	1:00.889	39.308	225.6	31:01.469

317 Porsche 911 SWB
1. Fabiano VIVACQUA JR
2. José CARVALHOSA
GDS

1	1	2:56.554	56.393	1:14.252	45.909		2:56.554
2	1	2:37.348	31.754	1:17.931	47.663	155.2	5:33.902
3	1	2:31.662	32.602	1:13.528	45.532	162.3	8:05.564
4	1	2:27.925	30.553	1:12.342	45.030	174.3	10:33.489
5	1	2:27.412	30.188	1:12.173	45.051	184.5	13:00.901

327 Porsche 911 SWB
1. Nuno NUNES
2. Piero DAL MASO
GDS

1	1	2:39.589	46.429	1:07.622	45.538		2:39.589
2	1	2:35.709	29.198	1:16.041	50.470	159.5	5:15.298
3	1	2:34.786	33.598	1:14.938	46.250	134.3	7:50.084
4	1	2:24.797	29.645	1:09.899	45.253	162.5	10:14.881
5	1	2:21.216	29.001	1:08.323	43.892	169.5	12:36.097
6	1	2:20.316	28.597	1:07.897	43.822	172.1	14:56.413
7	1	2:19.612	28.279	1:08.050	43.283	166.9	17:16.025
8	1	2:18.523	28.630	1:06.856	43.037	173.8	19:34.548
9	1	2:16.489	27.508	1:06.418	42.563	185.1	21:51.037
10	1	2:24.897 B	28.077	1:07.025	49.795	169.0	24:15.934
11	1	3:46.925	1:57.948	1:06.685	42.292		28:02.859
12	1	2:16.314	28.369	1:06.055	41.890	167.2	30:19.173
13	1	2:16.248	27.567	1:06.618	42.063	180.0	32:35.421

337 Porsche 911 2.5 ST
1. Piero DAL MASO
2. Guilherme DAL MASO
H-1971

1	1	2:27.807	38.972	1:06.847	41.988		2:27.807
2	1	2:18.728	27.591	1:08.062	43.075	183.9	4:46.535
3	1	2:39.158	42.529	1:13.997	42.632	55.6	7:25.693
4	1	2:15.460	27.992	1:05.089	42.379	169.8	9:41.153
5	1	2:15.170	27.414	1:06.176	41.580	179.7	11:56.323
6	1	2:13.277	26.853	1:04.291	42.133	173.2	14:09.600
7	1	2:16.494	27.696	1:06.483	42.315	182.4	16:26.094
8	1	2:11.797	26.862	1:04.252	40.683	197.4	18:37.891
9	1	2:12.959	27.085	1:03.920	41.954	190.2	20:50.850
10	1	2:10.544	26.446	1:03.630	40.468	185.7	23:01.394
11	1	2:20.701 B	26.412	1:04.580	49.709	183.9	25:22.095
12	1	3:55.968	2:08.195	1:06.534	41.239		29:18.063
13	1	2:11.112	26.098	1:04.910	40.104	189.2	31:29.175

545 BMW 1600 ti
1. François GUERIN
2. Alexandre DE ALMEIDA
H-1971

1	1	2:41.723	48.271	1:09.772	43.680		2:41.723
2	1	2:34.252	28.370	1:16.842	49.400	172.4	5:15.975
3	1	2:34.745	33.776	1:16.323	44.646	124.3	7:50.720
4	1	2:24.626	29.677	1:09.702	45.247	170.3	10:15.346
5	1	2:21.587	29.220	1:08.887	43.480	168.5	12:36.933
6	1	2:20.718	28.608	1:09.075	43.035	170.8	14:57.651
7	1	2:20.537	28.489	1:08.215	43.833	170.3	17:18.188
8	1	2:20.062	28.572	1:08.397	43.093	176.0	19:38.250
9	1	2:19.861	28.556	1:07.912	43.393	170.0	21:58.111
10	1	2:27.657 B	28.562	1:08.315	50.780	171.1	24:25.768
11	1	4:05.988	2:06.873	1:12.628	46.487		28:31.756
12	1	2:28.315	30.737	1:12.241	45.337	152.2	31:00.071