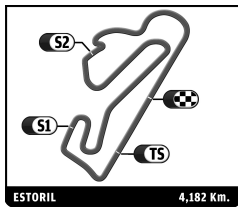


IBERIAN HISTORIC ENDURANCE
ESTORIL CLASSICS
QUALIFYING

Sector Analysis

Personal Best Session Best B Crossing the finish line in pit lane

Lap	D	Time	Sector 1	Sector 2	Sector 3	T. Spd	Elapsed	Lap	D	Time	Sector 1	Sector 2	Sector 3	T. Spd	Elapsed		
1	Porsche 356 SC 1. Guillermo VELASCO BAIS: 2. Francisco FREITAS							H-1965	12	1	2:07.675	25.413	1:02.631	39.631	203.5	40:49.137	
	13	1	2:22.025 B	25.327	1:01.039	55.659	195.3		43:11.162								
	1	1	4:49.010	3:00.505	1:07.083	41.422	4:49.010										
	2	1	2:14.887	26.917	1:06.132	41.838	187.3		7:03.897								
	3	1	2:13.056	26.597	1:05.432	41.027	188.9		9:16.953								
	4	1	2:21.569 B	26.638	1:05.794	49.137	184.5		11:38.522								
	5	1	3:59.797	2:11.631	1:06.651	41.515	15:38.319										
	6	1	17:47.856	29.350	1:24.323	...	143.9		33:26.175								
	7	1	2:29.888	32.067	1:12.196	45.625	137.3		35:56.063								
	8	1	2:30.224	30.730	1:13.472	46.022	137.8		38:26.287								
	9	1	2:30.400	31.840	1:13.663	44.897	151.2		40:56.687								
	10	1	2:26.325	29.814	1:10.227	46.284	153.3		43:23.012								
11	1	2:30.774	30.439	1:13.704	46.631	154.8	45:53.786										
5	Ford GT40 1. Paulo LIMA							GTP & SC	1	1	5:14.444	3:18.363	1:13.404	42.677	5:14.444		
	2	1	2:15.998	29.259	1:07.608	39.131	177.4		7:30.442								
	3	1	2:09.588	27.386	1:03.293	38.909	164.7		9:40.030								
	4	1	2:11.992	26.141	1:04.248	41.603	159.0		11:52.022								
	5	1	2:12.657	29.174	1:03.050	40.433	152.7		14:04.679								
	6	1	2:24.151 B	27.232	1:02.690	54.229	174.9		16:28.830								
	7	1	16:40.490 B	...	1:17.199	55.197	33:09.320										
	8	1	9:38.968	8:02.115	59.248	37.605	42:48.288										
	9	1	1:57.301	23.713	57.095	36.493	196.0		44:45.589								
	10	1	1:59.941	23.580	58.833	37.528	202.8		46:45.530								
	14	Lotus Seven 1. João MIRA GOMES 2. Nuno AFOITO							GTP & SC	1	1	3:29.156	1:41.550	1:07.275	40.331	3:29.156	
		2	1	2:12.042	25.307	1:04.447	42.288			188.6	5:41.198						
3		1	2:07.192	25.372	1:01.808	40.012	191.9	7:48.390									
4		1	2:23.183 B	25.235	1:09.031	48.917	190.2	10:11.573									
5		1	3:48.476	2:02.984	1:04.694	40.798	14:00.049										
6		1	2:13.675	26.100	1:04.034	43.541	185.4	16:13.724									
7		1	16:26.090	34.713	...	40.609	121.9	32:39.814									
8		1	2:09.608	26.320	1:03.373	39.915	175.2	34:49.422									
9		1	2:08.923	25.957	1:03.015	39.951	188.0	36:58.345									
10		1	2:18.972 B	26.030	1:03.116	49.826	186.1	39:17.317									
11		1	3:31.039	1:47.548	1:03.001	40.490	42:48.356										
12		1	2:05.740	25.437	1:01.007	39.296	196.7	44:54.096									
13		1	2:04.320	25.097	1:00.350	38.873	192.2	46:58.416									
16	AC Cobra 289 1. Damien KOHLER 2. MAVERICK							H-1965	1	1	2:30.289	47.893	1:02.278	40.118	2:30.289		
	2	1	2:03.876	25.346	59.733	38.797	184.5		4:34.165								
	3	1	2:03.301	25.210	59.588	38.503	185.1		6:37.466								
	4	1	2:01.975	24.717	59.366	37.892	200.9		8:39.441								
	5	1	2:03.798	24.523	59.448	39.827	188.9		10:43.239								
	6	1	2:10.669	25.834	1:04.267	40.568	179.7		12:53.908								
	7	1	2:17.276 B	24.614	59.270	53.392	191.5		15:11.184								
	8	1	17:16.591	...	1:00.405	38.856	32:27.775										
	9	1	2:06.940	28.310	59.781	38.849	143.3		34:34.715								
	10	1	2:02.617	25.495	59.147	37.975	189.6		36:37.332								
	11	1	2:04.130	25.101	1:00.325	38.704	197.4		38:41.462								
20	Alfa Romeo GTAm 1. Rafael CERVEIRA PINTO 2. Carlos DIAS PEDRO							H-1971	1	1	4:42.900	2:48.851	1:11.256	42.793	4:42.900		
	2	1	2:29.322 B	28.041	1:04.535	56.746	175.7		7:12.222								
	3	1	3:01.258	1:08.894	1:09.852	42.512	10:13.480										
	4	1	2:15.514	27.241	1:05.529	42.744	180.0		12:28.994								
	5	1	2:12.809	26.413	1:04.345	42.051	180.9		14:41.803								
	6	1	3:01.391 B	26.626	1:06.949	1:27.816	175.7		17:43.194								
	7	1	15:05.875	...	1:03.598	40.087	32:49.069										
	8	1	2:07.622	25.684	1:01.711	40.227	190.6		34:56.691								
	9	1	2:07.761	25.629	1:01.694	40.438	191.5		37:04.452								
	10	1	2:06.748	25.579	1:01.713	39.456	193.6		39:11.200								
	11	1	2:06.996	25.923	1:01.550	39.523	191.2		41:18.196								
	12	1	2:09.400	25.795	1:02.677	40.928	180.9		43:27.596								
	13	1	2:06.938	25.796	1:01.728	39.414	183.3		45:34.534								
	14	1	3:22.116 B	25.435	1:01.625	1:55.056	192.5		48:56.650								
22	Austin Mini Cooper S 1. Ellie BIRCHENHOUGH 2. Nick TOPLISS							GDS	1	1	2:45.818	51.869	1:10.253	43.696	2:45.818		
	2	1	2:30.008	30.010	1:15.385	44.613	156.3		5:15.826								
	3	1	2:21.937	29.144	1:10.051	42.742	163.7		7:37.763								
	4	1	2:20.491	28.033	1:08.301	44.157	173.8		9:58.254								
	5	1	2:20.685	30.000	1:08.262	42.423	160.4		12:18.939								
	6	1	2:22.381	29.384	1:09.438	43.559	161.3		14:41.320								
	7	1	2:56.531 B	28.498	1:08.119	1:19.914	168.5		17:37.851								
	8	1	16:17.512	...	1:14.387	46.478	33:55.363										
	9	1	2:32.279	34.733	1:11.810	45.736	104.1		36:27.642								
	10	1	2:26.124	31.604	1:10.138	44.382	128.8		38:53.766								
	11	1	2:27.552	30.010	1:12.072	45.470	150.6		41:21.318								
	12	1	2:23.790	29.773	1:08.989	45.028	156.5		43:45.108								
	13	1	2:22.493	29.607	1:09.213	43.673	152.0		46:07.601								
23	Porsche 911 SWB 1. Vincent TOURNEUR							GDS	1	1	3:05.684	1:00.945	1:16.561	48.178	3:05.684		
	2	1	2:35.275	32.404	1:13.656	49.215	146.8		5:40.959								
	3	1	2:30.470	32.823	1:12.646	45.001	130.9		8:11.429								
	4	1	2:39.444 B	30.017	1:12.073	57.354	162.5		10:50.873								
	5	1	3:40.739	1:46.420	1:10.167	44.152	14:31.612										
	6	1	2:59.469 B	29.061	1:13.884	1:16.524	177.4		17:31.081								
	7	1	16:01.935	...	1:11.152	45.136	33:33.016										
	8	1	2:25.248	29.666	1:11.749	43.833	153.7		35:58.264								
	9	1	2:22.538	29.537	1:09.431	43.570	160.6		38:20.802								
	10	1	2:27.499	30.524	1:11.218	45.757	159.7		40:48.301								
	11	1	2:22.507	28.958	1:09.230	44.319	181.2		43:10.808								
	12	1	2:23.604	29.026	1:10.410	44.168	178.5		45:34.412								
28	Lotus Elan 1. P-A FORSVALL							H-1965	1	1	5:02.348	3:03.641	1:14.150	44.557	5:02.348		
	2	1	2:15.735	28.058	1:06.349	41.328	160.9		7:18.083								
	3	1	2:31.637 B	31.178	1:08.974	51.485	149.8		9:49.720								
	4	1	3:20.549	1:32.325	1:06.726	41.498	13:10.269										

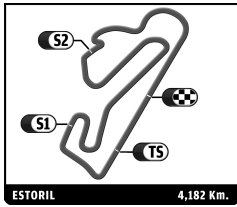


IBERIAN HISTORIC ENDURANCE ESTORIL CLASSICS QUALIFYING

Sector Analysis

Personal Best Session Best B Crossing the finish line in pit lane

Lap	D	Time	Sector 1	Sector 2	Sector 3	T. Spd	Elapsed	Lap	D	Time	Sector 1	Sector 2	Sector 3	T. Spd	Elapsed
5	1	2:14.077	28.404	1:04.829	40.844	151.2	15:24.346								
34	Ford Escort RS 2000														
	1. Carlos M. SANTOS		H-1976												
	2. Carlos A. SANTOS														
1	1	3:28.039					3:28.039								
2	1	6:56.527					10:24.566								
3	1	5:38.773	3:52.600	1:04.789	41.384		16:03.339								
4	1	17:52.036	38.713	...	45.494	101.9	33:55.375								
5	1	2:24.931	33.011	1:09.008	42.912	114.2	36:20.306								
6	1	2:21.132	29.319	1:07.841	43.972	152.4	38:41.438								
7	1	2:20.863	29.852	1:07.685	43.326	146.8	41:02.301								
8	1	2:24.703	30.692	1:10.535	43.476	155.0	43:27.004								
9	1	2:23.736	28.537	1:09.112	46.087	156.3	45:50.740								
41	Lotus Elan ex-Team Palma														
	1. Manuel FERRÃO		INV *												
1	1	5:15.279	3:09.263	1:19.854	46.162		5:15.279								
2	1	2:26.564	31.674	1:10.882	44.008	136.4	7:41.843								
3	1	2:23.227	29.666	1:09.548	44.013	149.8	10:05.070								
4	1	2:23.908	29.582	1:10.008	44.318	146.4	12:28.978								
5	1	2:33.277	34.474	1:13.932	44.871	161.3	15:02.255								
6	1	17:59.830	30.018	1:16.114	...	153.3	33:02.085								
7	1	2:20.272	29.843	1:07.745	42.684	138.1	35:22.357								
8	1	2:23.615	30.091	1:09.770	43.754	148.0	37:45.972								
9	1	2:25.847	32.211	1:08.885	44.751	157.7	40:11.819								
10	1	2:20.461	29.561	1:08.036	42.864	140.6	42:32.280								
11	1	2:43.017	34.600	1:11.230	57.187	151.0	45:15.297								
44	Porsche 911 3.0 RS														
	1. Cláudio VIEIRA		H-1976												
1	1	3:13.097	1:27.316	1:06.915	38.866		3:13.097								
2	1	2:09.713	26.439	1:03.958	39.316	179.7	5:22.810								
3	1	2:04.241	24.888	1:00.143	39.210	200.6	7:27.051								
4	1	2:03.704	25.147	1:00.463	38.094	211.7	9:30.755								
5	1	2:00.357	24.373	58.840	37.144	196.7	11:31.112								
6	1	2:13.728	24.196	1:00.975	48.557	212.1	13:44.840								
7	1	18:29.486	...	59.823	37.295		32:14.326								
8	1	2:02.027	24.372	59.058	38.597	200.2	34:16.353								
9	1	2:15.555	24.763	1:00.956	49.836	193.9	36:31.908								
10	1	6:29.210	4:14.110	1:12.899	1:02.201		43:01.118								
47	Alfa Romeo 1750 GTAm														
	1. Roberto DIAZ-RINCON		H-1971												
1	1	5:05.434	3:04.499	1:16.305	44.630		5:05.434								
2	1	2:21.725	29.068	1:09.431	43.226	144.5	7:27.159								
3	1	2:21.703	29.354	1:10.076	42.273	150.8	9:48.862								
4	1	2:16.508	27.564	1:06.976	41.968	159.5	12:05.370								
5	1	2:16.073	28.351	1:06.122	41.600	166.2	14:21.443								
6	1	2:48.134	28.150	1:05.935	1:14.049	164.0	17:09.577								
7	1	15:52.297	...	1:12.410	41.778		33:01.874								
8	1	2:15.902	27.632	1:07.019	41.251	165.2	35:17.776								
9	1	2:13.409	27.292	1:04.861	41.256	154.4	37:31.185								
10	1	2:15.484	26.643	1:06.116	42.725	165.9	39:46.669								
11	1	2:13.212	26.942	1:04.783	41.487	169.2	41:59.881								
12	1	2:11.569	26.580	1:04.164	40.825	170.3	44:11.450								
13	1	2:12.320	26.502	1:04.888	40.930	164.0	46:23.770								
49	Lotus Elan 26														
	1. Joaquim SOARES		H-1965												
1	1	5:14.728	3:14.852	1:15.511	44.365		5:14.728								
2	1	2:12.671	27.302	1:04.599	40.770	178.0	7:27.399								
3	1	2:12.014	26.834	1:04.668	40.512	183.9	9:39.413								
4	1	2:12.324	26.365	1:04.049	41.910	183.3	11:51.737								
5	1	2:18.936	30.586	1:06.250	42.100	137.8	14:10.673								
6	1	3:08.607	28.785	1:23.311	1:16.511	168.5	17:19.280								
7	1	15:44.456	...	1:08.803	42.535		33:03.736								
8	1	2:56.568	35.563	1:20.307	1:00.698	115.7	36:00.304								
50	Alfa Romeo Giulia Ti Super														
	1. Rui BEVILACQUA		GDS												
	2. António MAGALHÃES														
1	1	5:02.208	3:02.772	1:13.988	45.448		5:02.208								
2	1	2:25.381	30.692	1:09.979	44.710	166.4	7:27.589								
3	1	2:23.709	30.402	1:09.639	43.668	164.5	9:51.298								
4	1	2:26.468	28.510	1:10.710	47.248	172.1	12:17.766								
5	1	2:42.557	29.707	1:09.518	1:03.332	170.0	15:00.323								
6	1	1:51.149	16:51.472								
7	1	16:04.759	32:56.231								
8	1	2:22.877	35:19.108								
9	1	2:54.892	38:14.000								
51	Alfa Romeo GTAm														
	1. Jorge SANTOS		H-1971												
	2. Alcides PETIZ														
1	1	5:24.578	3:15.301	1:11.687	57.590		5:24.578								
2	1	3:56.118	2:07.941	1:06.007	42.170		9:20.696								
3	1	2:30.321	29.868	1:16.759	43.694	178.0	11:51.017								
4	1	2:22.979	29.280	1:10.795	42.904	170.0	14:13.996								
5	1	2:41.352	28.771	1:06.167	1:06.414	165.7	16:55.348								
6	1	16:09.743	...	1:10.316	43.471		33:05.091								
7	1	2:19.081	32.458	1:06.243	40.380	112.5	35:24.172								
8	1	2:18.568	28.917	1:08.482	41.169	152.4	37:42.740								
9	1	2:12.507	27.087	1:04.457	40.963	165.7	39:55.247								
10	1	2:12.303	27.424	1:03.801	41.078	167.5	42:07.550								
11	1	2:12.052	27.526	1:04.190	40.336	170.0	44:19.602								
12	1	2:11.196	26.412	1:04.190	40.594	177.4	46:30.798								
55	Porsche 911 2.8 RSR														
	1. Paul DANIELS		H-1976												
1	1	3:05.014	1:13.134	1:08.928	42.952		3:05.014								
2	1	2:12.872	27.400	1:05.444	40.028	178.0	5:17.886								
3	1	2:11.789	27.976	1:03.902	39.911	171.3	7:29.675								
4	1	2:11.639	27.442	1:02.785	41.412	181.2	9:41.314								
5	1	2:19.521	26.835	1:03.819	48.867	167.7	12:00.835								
6	1	20:31.575	3:36.517	1:21.273	...		32:32.410								
7	1	2:08.634	26.190	1:02.853	39.591	176.5	34:41.044								
8	1	2:07.781	25.775	1:02.603	39.403	176.5	36:48.825								
9	1	2:08.199	25.351	1:02.632	40.216	186.7	38:57.024								
10	1	2:19.236	30.145	1:07.444	41.647	155.0	41:16.260								
11	1	2:17.249	26.293	1:04.482	46.474	197.7	43:33.509								
12	1	2:33.173	29.368	1:10.319	53.486	151.6	46:06.682								
57	Ford Mustang														
	1. Bart UITERWAAL		H-1965												
	2. RICKARD WILSON														
1	1	4:29.441	2:18.511	1:24.376	46.554		4:29.441								

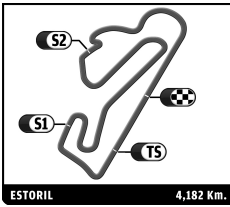


IBERIAN HISTORIC ENDURANCE
ESTORIL CLASSICS
QUALIFYING

Sector Analysis

Personal Best Session Best B Crossing the finish line in pit lane

Lap	D	Time	Sector 1	Sector 2	Sector 3	T. Spd	Elapsed	Lap	D	Time	Sector 1	Sector 2	Sector 3	T. Spd	Elapsed
88 Alfa Romeo GTAm 1. Henry WEGENER H-1971															
1	1	3:36.534					3:36.534								
2	1	4:26.469 B					8:03.003								
3	1	4:38.998	2:53.767	1:04.229	41.002		12:42.001								
4	1	2:10.080	25.633	1:03.798	40.649	197.7	14:52.081								
5	1	17:11.411 B	25.597	1:08.176	...	200.2	32:03.492								
6	1	2:38.606	52.133	1:05.055	41.418		34:42.098								
7	1	2:10.630	27.356	1:03.238	40.036	178.0	36:52.728								
8	1	2:07.000	25.570	1:01.635	39.795	197.7	38:59.728								
9	1	2:09.090	26.801	1:02.639	39.650	194.9	41:08.818								
10	1	2:10.885	26.008	1:04.894	39.983	197.0	43:19.703								
11	1	2:09.601	26.931	1:03.062	39.608	190.9	45:29.304								
12	1	3:17.659 B	26.259	1:03.100	1:48.300	193.9	48:46.963								
96 Shelby Mustang GT350 1. Maarten FOKKE H-1965															
1	1	4:34.160	2:42.646	1:08.908	42.606		4:34.160								
2	1	2:19.838	27.555	1:07.374	44.909	152.4	6:53.998								
3	1	2:14.531	27.511	1:06.550	40.470	165.2	9:08.529								
4	1	2:11.545	26.842	1:04.720	39.983	169.8	11:20.074								
5	1	2:10.696	26.775	1:04.330	39.591	169.8	13:30.770								
6	1	2:10.419	26.135	1:04.897	39.387	178.3	15:41.189								
7	1	17:31.052	29.394	1:22.569	...	178.8	33:12.241								
8	1	2:08.923	26.768	1:02.854	39.301	166.7	35:21.164								
9	1	2:10.998	26.592	1:03.710	40.696	166.2	37:32.162								
10	1	2:10.468	26.185	1:03.694	40.589	175.4	39:42.630								
11	1	2:49.223 B	27.338	1:15.688	1:06.197	171.9	42:31.853								
99 Porsche 911 2.8 RSR 1. Mário MEIRELES H-1976 2. Vasco NINA															
1	1	3:30.821	1:45.327	1:05.316	40.178		3:30.821								
2	1	2:10.424	26.999	1:02.065	41.360	159.0	5:41.245								
3	1	2:10.342	29.389	1:01.166	39.787	147.6	7:51.587								
4	1	2:07.885	26.974	1:02.036	38.875	155.7	9:59.472								
5	1	2:06.993	26.506	1:01.572	38.915	168.2	12:06.465								
6	1	2:07.295	26.174	1:01.501	39.620	169.8	14:13.760								
7	1	2:39.082 B	25.745	1:01.292	1:12.045	180.3	16:52.842								
8	1	16:29.492	...	1:05.746	38.339		33:22.334								
9	1	2:07.866	26.817	1:01.743	39.306	189.9	35:30.200								
10	1	2:05.553	25.630	1:01.754	38.169	198.4	37:35.753								
11	1	2:07.232	25.717	1:01.352	40.163	186.7	39:42.985								
12	1	2:04.333	25.405	1:01.119	37.809	180.6	41:47.318								
13	1	2:26.417	27.911	1:11.872	46.634	169.5	44:13.735								
14	1	2:03.472	24.678	59.728	39.066	190.2	46:17.207								
123 Porsche 911 3.0 RS 1. Bruno SANTOS H-1976															
1	1	3:08.628	1:23.781	1:06.459	38.388		3:08.628								
2	1	2:11.395	28.019	1:05.763	37.613	155.7	5:20.023								
153 Porsche 914/6 1. Manuel GONZALEZ DE LA H-1971															
1	1	4:55.486	3:00.525	1:11.506	43.455		4:55.486								
2	1	2:22.077	30.085	1:08.141	43.851	151.2	7:17.563								
3	1	2:17.804	29.056	1:06.600	42.148	154.8	9:35.367								
4	1	2:15.817	28.340	1:05.743	41.734	157.2	11:51.184								
5	1	2:15.874	29.236	1:05.240	41.398	149.4	14:07.058								
6	1	2:38.404 B	27.442	1:05.920	1:05.042	171.3	16:45.462								
7	1	16:27.551	...	1:08.980	42.880		33:13.013								
8	1	2:14.855	28.141	1:05.216	41.498	151.6	35:27.868								
9	1	2:16.713	28.606	1:06.302	41.805	155.2	37:44.581								
10	1	2:31.268 B	28.243	1:05.801	57.224	151.8	40:15.849								
157 Porsche 911 S/T 1. Alfonso GARCÍA CASARES H-1971 2. Ildefonso GARCÍA LOPEZ															
1	1	2:57.747	55.184	1:17.157	45.406		2:57.747								
2	1	2:30.208	30.672	1:14.606	44.930	152.2	5:27.955								
3	1	2:37.256 B	29.145	1:12.586	55.525	161.8	8:05.211								
4	1	5:10.815	3:16.096	1:10.755	43.964		13:16.026								
5	1	2:11.067	26.763	1:04.459	39.845	170.8	15:27.093								
6	1	17:45.989	28.162	1:19.489	...	162.3	33:13.082								
7	1	2:11.339	27.320	1:04.009	40.010	168.7	35:24.421								
8	1	2:10.692	26.603	1:04.385	39.704	170.3	37:35.113								
9	1	2:10.171	26.887	1:03.404	39.880	181.8	39:45.284								
10	1	2:08.874	25.958	1:02.994	39.922	180.6	41:54.158								
11	1	2:17.664	25.795	1:08.419	43.450	186.4	44:11.822								
12	1	2:40.761 B	31.781	1:11.428	57.552	116.6	46:52.583								
167 Datsun 1200 1. João NEVES GDS 2. Francisco GONÇALVES															
1	1	3:50.875	1:53.624	1:13.978	43.273		3:50.875								
2	1	2:17.968	28.815	1:06.876	42.277	161.3	6:08.843								
3	1	2:17.085	28.880	1:06.034	42.171	169.8	8:25.928								
4	1	2:15.442	27.356	1:06.151	41.935	178.0	10:41.370								
5	1	2:15.658	28.315	1:05.394	41.949	176.8	12:57.028								
6	1	2:15.192	27.427	1:05.582	42.183	182.1	15:12.220								
7	1	19:01.988	27.509	1:20.581	...	180.9	34:14.208								
8	1	2:14.381	27.463	1:04.890	42.028	175.4	36:28.589								
9	1	2:16.705	27.821	1:05.809	43.075	176.0	38:45.294								
10	1	2:33.241 B	28.004	1:09.917	55.320	180.3	41:18.535								
11	1	4:32.194	2:41.426	1:07.339	43.429		45:50.729								
168 Ford GT40 1. Christian OLDENDORFF GTP & SC															
1	1	6:57.101	5:01.170	1:15.500	40.431		6:57.101								
2	1	2:06.644	26.349	1:02.539	37.756	172.4	9:03.745								
3	1	2:16.859 B	24.327	1:01.412	51.120	202.0	11:20.604								
4	1	4:24.574	2:44.234	1:01.230	39.110		15:45.178								
5	1	17:07.355 B	27.090	1:21.855	...	173.2	32:52.533								
6	1	2:33.306	55.193	59.907	38.206		35:25.839								
7	1	2:03.076	25.295	1:00.509	37.272	173.2	37:28.915								
8	1	1:58.014	23.235	57.857	36.922	212.5	39:26.929								
9	1	1:58.568	23.402	58.399	36.767	207.7	41:25.497								
10	1	2:17.863 B	24.547	1:01.325	51.991	186.1	43:43.360								



IBERIAN HISTORIC ENDURANCE
ESTORIL CLASSICS
QUALIFYING

Sector Analysis

Personal Best Session Best B Crossing the finish line in pit lane

Lap	D	Time	Sector 1	Sector 2	Sector 3	T. Spd	Elapsed	Lap	D	Time	Sector 1	Sector 2	Sector 3	T. Spd	Elapsed	
172	Shelby Mustang GT350 1.Harmen VAN PUTTEN 2.JEROEN VAN DER HEUVEI							H-1965	1	1	3:02.061	1:02.151	1:14.308	45.602		3:02.061
	2	1	2:26.799	30.113	1:12.001	44.685	165.0	5:28.860								
	3	1	2:22.734	28.768	1:09.139	44.827	160.2	7:51.594								
	4	1	2:21.987	29.825	1:08.845	43.317	143.9	10:13.581								
	5	1	2:20.820	29.190	1:08.221	43.409	152.4	12:34.401								
	6	1	2:21.996	28.881	1:09.315	43.800	167.5	14:56.397								
	7	1	2:57.394	B	29.874	1:12.055	1:15.465	162.8	17:53.791							
	8	1	16:52.801	B	...	1:22.363	1:43.527		34:46.592							
	9	1	3:56.122	1:58.140	1:12.600	45.382		3:56.122								
	10	1	2:24.304	29.589	1:09.822	44.893	157.9	6:20.426								
	11	1	2:18.766	28.738	1:07.570	42.458	156.3	8:39.192								
	12	1	2:35.038	B	28.303	1:08.649	58.086	154.1	11:14.230							
174	Porsche 2.5 ST 1.António CASTRO ORTEGA 2.Angel LANCHARES ALON:							H-1971	1	1	5:26.748					5:26.748
	2	1	2:17.274					7:44.022								
	3	1	2:14.542					9:58.564								
	4	1	2:16.676					12:15.240								
	5	1	23:36.392					35:51.632								
	6	1	2:13.943					38:05.575								
	7	1	2:35.425	B				40:41.000								
	8	1	4:40.950					45:21.950								
	9	1	2:06.696	25.632	1:01.250	39.814	186.7	36:51.195								
	10	1	2:06.133	24.983	1:01.538	39.612	187.3	38:57.328								
	11	1	2:08.000	26.223	1:01.709	40.068	194.2	41:05.328								
	12	1	2:24.099	B	27.898	1:04.053	52.148	157.4	43:29.427							
177	Lotus Elan 1.Vitor COSTA 2.Bernardo COSTA							H-1971	1	1	4:36.749	2:25.840	1:20.841	50.068		4:36.749
	2	1	2:29.260	30.936	1:13.643	44.681	166.9	7:06.009								
	3	1	2:40.280	B	29.388	1:11.323	59.569	177.1	9:46.289							
	4	1	4:02.780	2:07.637	1:10.846	44.297		13:49.069								
	5	1	2:25.257	28.750	1:09.218	47.289	170.6	16:14.326								
	6	1	17:02.390	36.985	...	44.140	112.9	33:16.716								
	7	1	2:23.370	28.807	1:11.090	43.473	168.0	35:40.086								
	8	1	2:24.914	29.572	1:10.894	44.448	154.6	38:05.000								
	9	1	2:26.182	29.237	1:13.315	43.630	158.1	40:31.182								
	10	1	2:23.022	28.610	1:10.248	44.164	179.4	42:54.204								
	11	1	2:33.910	28.227	1:21.090	44.593	178.8	45:28.114								
	12	1	2:42.901	B	26.781	1:07.300	1:08.820	185.7	17:19.624							
207	Porsche 914/6 GT 1.Carlos MATOS 2.Nuno MATOS							H-1971	1	1	5:21.015	3:20.385	1:14.120	46.510		5:21.015
	2	1	2:18.404	27.525	1:05.147	45.732	184.8	7:39.419								
	3	1	2:15.688	27.681	1:05.948	42.059	179.1	9:55.107								
	4	1	2:22.890	26.844	1:07.116	48.930	186.7	12:17.997								
	5	1	2:18.726	29.668	1:06.365	42.693	163.0	14:36.723								
	6	1	2:42.901	B	26.781	1:07.300	1:08.820	185.7	17:19.624							
	7	1	16:03.945	...	1:09.914	42.315		33:23.569								
	8	1	2:23.128	29.215	1:07.261	46.652	155.0	35:46.697								
	9	1	2:17.445	27.141	1:05.240	45.064	171.6	38:04.142								
	10	1	2:23.984	28.460	1:13.546	41.978	155.4	40:28.126								
	11	1	2:15.465	28.743	1:04.409	42.313	166.2	42:43.591								
	12	1	2:40.737	B	29.674	1:11.446	59.617	184.5	45:24.328							
216	Volvo 121 1.Jorge GUIMARÃES							H-1971	1	1	3:44.789	1:52.176	1:13.145	39.468		3:44.789
	2	1	2:05.487	25.137	1:01.203	39.147	188.9	4:37.860								
	3	1	2:09.781	27.307	1:03.128	39.346	160.4	6:47.641								
	4	1	2:04.452	24.530	1:00.274	39.648	203.5	8:52.093								
	5	1	2:24.478	B	24.595	1:00.685	59.198	203.9	11:16.571							
	6	1	21:09.215	...	1:00.808	38.614		32:25.786								
	7	1	2:04.252	25.409	1:00.018	38.825	178.0	34:30.038								
	8	1	2:06.187	26.245	1:01.450	38.492	171.6	36:36.225								
	9	1	2:03.339	24.636	58.659	40.044	203.9	38:39.564								
	10	1	2:07.358	25.472	1:01.728	40.158	207.7	40:46.922								
	11	1	2:04.622	25.166	1:00.180	39.276	211.7	42:51.544								
	12	1	2:03.237	24.195	1:00.700	38.342	212.9	44:54.781								
13	1	2:04.967	26.910	59.873	38.184	222.8	46:59.748									
221	BMW 1800 TISA 1.Alberto VELEZ-GRILO 2.Tomaz VELEZ-GRILO							GDS	1	1	3:28.332	1:29.073	1:14.338	44.921		3:28.332
	2	1	2:26.806	30.615	1:10.247	45.944	148.0	5:55.138								
	3	1	2:25.248	30.306	1:09.916	45.026	159.9	8:20.386								
	4	1	2:24.407	29.756	1:10.055	44.596	155.4	10:44.793								
	5	1	2:24.401	29.061	1:10.073	45.267	165.4	13:09.194								
	6	1	2:25.119	29.443	1:10.148	45.528	162.8	15:34.313								
	7	1	17:55.468	30.529	1:25.526	...	138.0	33:29.781								
	8	1	2:22.783	28.959	1:08.832	44.992	162.3	35:52.564								
	9	1	2:21.896	29.207	1:08.806	43.883	154.6	38:14.460								
	10	1	2:22.840	30.030	1:09.396	43.414	170.8	40:37.300								
	11	1	2:24.020	28.619	1:09.795	45.606	170.3	43:01.320								
	12	1	2:22.735	28.384	1:08.956	45.395	170.0	45:24.055								
225	Datsun 1200 1.Davide MARQUES 2.José ARANTES							GDS	1	1	3:05.438	59.839	1:18.113	47.486		3:05.438
	2	1	2:33.158	32.831	1:13.904	46.423	130.6	5:38.596								
	3	1	2:38.072	B	31.324	1:11.302	55.446	154.4	8:16.668							
	4	1	5:07.283	3:07.361	1:14.612	45.310		13:23.951								
	5	1	2:28.149	30.932	1:13.594	43.623	146.6	15:52.100								
	6	1	17:26.702	37.551	...	44.058	124.7	33:18.802								
	7	1	2:35.148	33.936	1:14.559	46.653	137.3	35:53.950								
	8	1	2:24.514	30.032	1:10.156	44.326	160.2	38:18.464								
	9	1	2:31.036	30.913	1:12.265	47.858	146.0	40:49.500								
	10	1	2:22.297	29.714	1:09.288	43.295	152.9	43:11.797								
	11	1	2:24.865	30.577	1:10.124	44.164	157.2	45:36.662								
	227	Merlyn MK4 1.Carlos BARBOT							GTP & SC	1	1	2:32.373	50.011	1:03.170	39.192	
2		1	2:05.487	25.137	1:01.203	39.147	188.9	4:37.860								
3		1	2:09.781	27.307	1:03.128	39.346	160.4	6:47.641								
4		1	2:04.452	24.530	1:00.274	39.648	203.5	8:52.093								
5		1	2:24.478	B	24.595	1:00.685	59.198	203.9	11:16.571							
6		1	21:09.215	...	1:00.808	38.614		32:25.786								
7		1	2:04.252	25.409	1:00.018	38.825	178.0	34:30.038								
8		1	2:06.187	26.245	1:01.450	38.492	171.6	36:36.225								
9		1	2:03.339	24.636	58.659	40.044	203.9	38:39.564								
10		1	2:07.358	25.472	1:01.728	40.158	207.7	40:46.922								
11		1	2:04.622	25.166	1:00.180	39.276	211.7	42:51.544								
12		1	2:03.237	24.195	1:00.700	38.342	212.9	44:54.781								
13	1	2:04.967	26.910	59.873	38.184	222.8	46:59.748									
245	Porsche 904/6 1.Thorkild STAMP 2.Michael HOLDEN							H-1965	1	1	3:44.789	1:52.176	1:13.145	39.468		3:44.789
	2	1	2:05.487	25.137	1:01.203	39.147	188.9	4:37.860								
	3	1	2:09.781	27.307	1:03.128	39.346	160.4	6:47.641								
	4	1	2:04.452	24.530	1:00.274	39.648	203.5	8:52.093								
	5	1	2:24.478	B	24.595	1:00.685	59.198	203.9	11:16.571							
	6	1	21:09.215	...	1:00.808	38.614		32:25.786								
	7	1	2:04.252	25.409	1:00.018	38.825	178.0	34:30.038								
	8	1	2:06.187	26.245	1:01.450	38.492	171.6	36:36.225								
	9	1	2:03.339	24.636	58.659	40.044	203.9	38:39.564								
	10	1	2:07.358	25.472	1:01.728	40.158	207.7	40:46.922								
	11	1	2:04.622	25.166	1:00.180	39.276	211.7	42:51.544								
	12	1	2:03.237	24.195	1:00.700	38.342	212.9	44:54.781								
13	1	2:04.967	26.910	59.873	38.184	222.8	46:59.748									

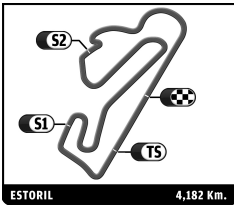


IBERIAN HISTORIC ENDURANCE
ESTORIL CLASSICS
QUALIFYING

Sector Analysis

Personal Best Session Best B Crossing the finish line in pit lane

Lap	D	Time	Sector 1	Sector 2	Sector 3	T. Spd	Elapsed	Lap	D	Time	Sector 1	Sector 2	Sector 3	T. Spd	Elapsed						
2	1	2:05.468	25.220	1:00.949	39.299	203.5	5:50.257	14	1	2:00.421	23.615	58.641	38.165	209.7	45:47.470						
3	1	2:05.143	25.351	1:01.170	38.622	200.6	7:55.400	317 Porsche 911 SWB 1.Fabiano VIVACQUA JR 2.José CARVALHOSA GDS													
4	1	2:08.179	26.102	1:01.957	40.120	203.5	10:03.579	1	1	3:04.991	57.780	1:17.985	49.226		3:04.991						
5	1	2:18.436B	25.854	1:01.497	51.085	202.8	12:22.015	2	1	2:56.232B	32.473	1:21.895	1:01.864	153.5	6:01.223						
6	1	21:19.529	3:30.325	1:11.971	33:41.544	3	1	3:56.656	1:55.552	1:14.782	46.322		9:57.879						
7	1	2:21.537	28.793	1:08.428	44.316	164.0	36:03.081	4	1	2:33.220	32.080	1:13.610	47.530	165.7	12:31.099						
8	1	2:19.908	29.006	1:07.167	43.735	166.7	38:22.989	5	1	2:32.899	31.449	1:14.034	47.416	154.4	15:03.998						
9	1	2:33.792B	28.601	1:07.002	58.189	174.9	40:56.781	6	1	18:32.191B	30.776	1:22.674	...	169.0	33:36.189						
10	1	3:46.028	2:06.677	1:00.762	38.589		44:42.809	7	1	2:31.254	33.861	1:12.935	44.458	122.8	36:07.443						
11	1	2:04.531	24.630	1:01.383	38.518	208.5	46:47.340	8	1	2:26.929	31.393	1:11.207	44.329	144.7	38:34.372						
258 Iso Grifo A3/C 1.Pieter BOEL 2.Richardo RUBBIO H-1965								9							1	2:29.458	32.020	1:11.839	45.599	165.2	41:03.830
1	1	3:18.347					3:18.347	10	1	2:30.186	30.745	1:11.755	47.686	158.1	43:34.016						
2	1	4:41.668					8:00.015	11	1	4:07.559B	31.784	1:11.744	2:24.031	168.2	47:41.575						
3	1	2:17.333					10:17.348	327 Porsche 911 SWB 1.Nuno NUNES 2.Piero DAL MASO GDS													
4	1	4:29.325					14:46.673	1	1	3:15.396	1:11.726	1:16.522	47.148		3:15.396						
5	1	18:34.105					33:20.778	2	1	2:32.941B	30.467	1:09.897	52.577	161.1	5:48.337						
6	1	2:27.542					35:48.320	3	1	4:00.798	2:00.591	1:15.818	44.389		9:49.135						
7	1	2:24.015					38:12.335	4	1	2:18.888	28.892	1:07.280	42.716	153.9	12:08.023						
8	1	2:22.540					40:34.875	5	1	2:17.002	28.152	1:07.135	41.715	175.4	14:25.025						
9	1	2:23.355					42:58.230	6	1	2:36.505B	27.562	1:05.982	1:02.961	184.2	17:01.530						
10	1	2:23.636					45:21.866	7	1	16:24.997	...	1:09.437	42.113		33:26.527						
269 Shelby Cobra Daytona 1.Olivier MUYTIENS H-1965								8							1	2:21.354	27.642	1:09.350	44.362	178.8	35:47.881
1	1	3:07.854	1:08.900	1:11.239	47.715		3:07.854	9	1	2:15.975	27.425	1:06.172	42.378	181.2	38:03.856						
2	1	2:26.413	32.307	1:10.676	43.430	136.4	5:34.267	10	1	2:22.847	28.088	1:12.380	42.379	174.6	40:26.703						
3	1	2:16.488	27.482	1:06.610	42.396	154.6	7:50.755	11	1	2:15.575	27.326	1:06.122	42.127	183.6	42:42.278						
4	1	2:17.659	28.992	1:06.789	41.878	161.1	10:08.414	12	1	2:16.469	27.334	1:07.386	41.749	188.0	44:58.747						
5	1	2:07.878	26.432	1:02.111	39.335	166.4	12:16.292	13	1	2:15.337	27.210	1:06.202	41.925	189.6	47:14.084						
6	1	2:04.113	25.010	1:00.804	38.299	179.7	14:20.405	337 Porsche 911 2.5 ST 1.Piero DAL MASO 2.Guilherme DAL MASO H-1971													
7	1	2:30.627B	24.508	59.985	1:06.134	197.4	16:51.032	1	1	3:43.883	1:49.149	1:12.229	42.505		3:43.883						
8	1	15:43.769	...	1:02.614	38.609		32:34.801	2	1	2:12.345	27.992	1:03.818	40.535	158.8	5:56.228						
9	1	2:03.325	25.059	1:00.240	38.026	188.6	34:38.126	3	1	2:08.424	25.789	1:03.076	39.559	187.0	8:04.652						
10	1	2:01.961	24.627	59.367	37.967	204.7	36:40.087	4	1	2:09.267	26.327	1:02.946	39.994	188.0	10:13.919						
11	1	2:01.822	24.239	59.642	37.941	205.8	38:41.909	5	1	2:09.894	26.357	1:03.358	40.179	184.8	12:23.813						
12	1	2:07.666	25.762	1:02.576	39.328	176.8	40:49.575	6	1	2:22.894B	25.762	1:05.016	52.116	193.9	14:46.707						
13	1	2:07.665	26.692	1:00.649	40.324	182.1	42:57.240	7	1	18:55.547	...	1:09.402	41.661		33:42.254						
14	1	2:04.389	25.288	1:01.203	37.898	201.3	45:01.629	8	1	2:20.760	28.437	1:08.641	43.682	168.5	36:03.014						
15	1	2:01.810	24.363	59.665	37.782	206.2	47:03.439	9	1	2:12.819	28.780	1:03.771	40.268	171.1	38:15.833						
288 Ford GT40 1.Jakob VIGGO HOLSTEIN 2.Otto REEDTZ-THOTT GTP & SC								10							1	2:12.723	27.689	1:04.783	40.251	184.8	40:28.556
1	1	3:03.689	1:14.939	1:06.355	42.395		3:03.689	11	1	2:09.440	26.186	1:03.530	39.724	195.3	42:37.996						
2	1	2:12.763	26.971	1:05.023	40.769	171.1	5:16.452	12	1	2:08.616	26.297	1:03.140	39.179	185.7	44:46.612						
3	1	2:09.306	26.736	1:01.674	40.896	168.5	7:25.758	13	1	2:07.142	25.254	1:02.683	39.205	192.9	46:53.754						
4	1	2:19.032	27.092	1:11.212	40.728	182.4	9:44.790	545 BMW 1600 ii 1.François GUERIN 2.Alexandre DE ALMEIDA H-1971													
5	1	2:08.385	26.209	1:02.139	40.037	168.5	11:53.175	1	1	4:36.043	2:26.456	1:22.460	47.127		4:36.043						
6	1	2:11.084	27.554	1:02.881	40.649	179.7	14:04.259	2	1	2:21.617	29.806	1:08.551	43.260	167.5	6:57.660						
7	1	2:21.994B	26.762	1:03.221	52.011	200.9	16:26.253	3	1	2:19.300	28.700	1:07.897	42.703	173.0	9:16.960						
8	1	16:02.073	...	1:01.045	37.560		32:28.326	4	1	2:20.766	28.331	1:09.770	42.665	174.0	11:37.726						
9	1	2:01.915	24.697	59.869	37.349	189.9	34:30.241	5	1	2:23.340	28.040	1:12.297	43.003	172.7	14:01.066						
10	1	2:00.500	23.938	59.426	37.136	202.8	36:30.741	6	1	2:34.804B	28.089	1:08.328	58.387	175.7	16:35.870						
11	1	2:01.475	24.842	59.112	37.521	161.8	38:32.216	7	1	16:42.381	...	1:20.505	49.950		33:18.251						
12	1	2:18.999B	27.634	1:02.845	48.520	203.9	40:51.215														
13	1	2:55.834	1:17.993	59.979	37.862		43:47.049														



IBERIAN HISTORIC ENDURANCE
 ESTORIL CLASSICS
 QUALIFYING

Sector Analysis

■ Personal Best
 ■ Session Best
 B Crossing the finish line in pit lane

Lap	D	Time	Sector 1	Sector 2	Sector 3	T. Spd	Elapsed	Lap	D	Time	Sector 1	Sector 2	Sector 3	T. Spd	Elapsed
8	1	2:34.178	32.850	1:15.615	45.713	138.1	35:52.429								
9	1	2:32.902	31.200	1:14.920	46.782	141.0	38:25.331								
10	1	2:32.433	31.553	1:16.436	44.444	150.2	40:57.764								
11	1	2:27.565	29.953	1:11.605	46.007	157.2	43:25.329								
12	1	2:30.469	31.448	1:14.088	44.933	154.6	45:55.798								