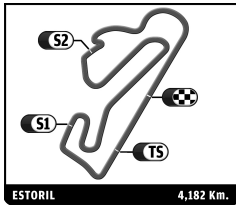


THE GENTLEMEN CHALLENGE ESTORIL CLASSICS RACE 1

Sector Analysis

Personal Best Session Best B Crossing the finish line in pit lane

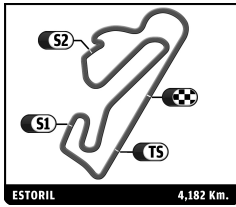
Table with columns: Lap, D, Time, Sector 1, Sector 2, Sector 3, T. Spd, Elapsed. It lists race results for three classes: 10 (Alfa Romeo Giulietta SZ Code Tronca 1965), 11 (Cooper T38 1955), and 17 (Lister Knobbly Chevrolet 1958). Each class shows a grid of lap times and sector times for multiple drivers.



THE GENTLEMEN CHALLENGE
ESTORIL CLASSICS
RACE 1

Sector Analysis

Lap	D	Time	Sector 1	Sector 2	Sector 3	T. Spd	Elapsed	Lap	D	Time	Sector 1	Sector 2	Sector 3	T. Spd	Elapsed
33 MG B 1965 1.Georges ROCCHIETTA F															
1	1	2:25.722	34.545	1:07.880	43.297		2:25.722	14	1	2:15.053	26.932	1:05.557	42.564	189.2	33:48.144
2	1	2:16.512	27.564	1:06.433	42.515	188.0	4:42.234	15	1	2:14.839	27.124	1:05.553	42.162	182.4	36:02.983
3	1	2:17.463	27.959	1:06.571	42.933	166.9	6:59.697	16	1	2:15.913	27.509	1:06.271	42.133	178.0	38:18.896
4	1	2:30.844	27.837	1:19.170	43.837	183.3	9:30.541	17	1	2:14.860	27.301	1:05.629	41.930	176.0	40:33.756
5	1	2:20.471	29.110	1:08.302	43.059	166.7	11:51.012	18	1	2:15.943	27.031	1:06.273	42.639	190.2	42:49.699
6	1	2:16.981	27.706	1:06.562	42.713	176.3	14:07.993	19	1	2:15.628	27.440	1:06.217	41.971	177.1	45:05.327
7	1	2:25.720 B	27.491	1:06.253	51.976	178.3	16:33.713	20	1	2:31.022	27.001	1:05.300	58.721	187.3	47:36.349
8	1	4:48.255	2:56.002	1:08.885	43.368		21:21.968								
9	1	2:18.342	27.728	1:07.072	43.542	180.3	23:40.310								
10	1	2:28.259 B	27.741	1:07.468	53.050	180.6	26:08.569								
11	1	4:39.411	2:48.178	1:07.739	43.494		30:47.980								
12	1	2:18.323	28.136	1:07.510	42.677	172.7	33:06.303								
13	1	2:18.007	27.348	1:07.716	42.943	187.3	35:24.310								
14	1	2:18.014	27.722	1:06.575	43.717	183.9	37:42.324								
15	1	2:18.197	27.415	1:07.587	43.195	185.1	40:00.521								
16	1	2:18.792	27.616	1:07.154	44.022	180.3	42:19.313								
17	1	2:19.075	27.772	1:08.318	42.985	179.7	44:38.388								
18	1	2:20.023	28.584	1:08.216	43.223	183.3	46:58.411								
34 Morgan Plus 4 Super Sports 1962 1.Christophe PRIM F															
1	1	2:30.772	37.545	1:09.410	43.817		2:30.772								
2	1	2:21.795	28.724	1:09.379	43.692	163.2	4:52.567								
3	1	2:19.319	28.935	1:07.285	43.099	165.7	7:11.886								
4	1	2:20.182	27.845	1:08.709	43.628	183.9	9:32.068								
5	1	2:31.136 B	28.349	1:07.882	54.905	163.0	12:03.204								
6	1	5:00.873	3:07.694	1:09.816	43.363		17:04.077								
7	1	4:41.553	28.301	1:11.292	3:01.960	179.4	21:45.630								
8	1	2:30.695 B	28.073	1:07.813	54.809	174.0	24:16.325								
9	1	3:41.837	1:51.358	1:07.262	43.217		27:58.162								
10	1	2:19.279	29.027	1:07.415	42.837	182.4	30:17.441								
11	1	2:17.521	27.872	1:06.752	42.897	179.4	32:34.962								
12	1	2:20.940	28.545	1:07.067	45.328	168.0	34:55.902								
13	1	2:19.280	28.816	1:07.513	42.951	179.4	37:15.182								
14	1	2:18.568	27.855	1:06.853	43.860	181.5	39:33.750								
15	1	2:19.634	27.890	1:06.727	45.017	180.9	41:53.384								
16	1	2:17.991	27.793	1:07.120	43.078	181.8	44:11.375								
17	1	2:19.886	28.002	1:07.044	44.840	168.7	46:31.261								
38 Porsche 356 (C) 2000 GS Carrera 2 coupé 1964 1.Gabriel BALTHAZARD 2.Didier MARIS F															
1	2	2:22.245	34.047	1:06.155	42.043		2:22.245								
2	2	2:14.152	26.880	1:05.643	41.629	185.7	4:36.397								
3	2	2:13.040	26.621	1:04.939	41.480	198.8	6:49.437								
4	2	2:12.207	26.613	1:04.200	41.394	187.3	9:01.644								
5	2	2:12.356	26.577	1:04.359	41.420	189.6	11:14.000								
6	2	2:13.387	27.067	1:04.264	42.056	187.0	13:27.387								
7	2	2:13.188	26.548	1:04.458	42.182	188.0	15:40.575								
8	2	2:13.248	26.473	1:04.713	42.062	196.3	17:53.823								
9	2	2:16.449	29.134	1:05.451	41.864	177.4	20:10.272								
10	2	2:13.256	26.889	1:04.883	41.484	183.9	22:23.528								
11	2	2:13.655	27.265	1:04.687	41.703	183.3	24:37.183								
12	2	2:23.171 B	26.900	1:04.941	51.330	179.4	27:00.354								
13	1	4:32.737	2:44.603	1:06.351	41.783		31:33.091								
49 Porsche 356 (C) SC coupé 1965 1.Will STEPHENS F															
1	1	2:22.990	33.827	1:07.009	42.154		2:22.990								
2	1	2:14.391	26.622	1:06.013	41.756	190.2	4:37.381								
3	1	2:13.893	26.439	1:05.698	41.756	191.9	6:51.274								
4	1	2:13.552	26.403	1:05.588	41.561	187.6	9:04.826								
5	1	2:14.027	26.632	1:05.724	41.671	189.6	11:18.853								
6	1	2:14.970	26.722	1:06.139	42.109	189.6	13:33.823								
7	1	2:14.627	26.784	1:05.909	41.934	188.0	15:48.450								
8	1	2:14.606	26.578	1:06.406	41.622	187.6	18:03.056								
9	1	2:25.158 B	29.097	1:07.068	48.993	175.4	20:28.214								
10	1	3:36.159	1:47.330	1:06.697	42.132		24:04.373								
11	1	2:14.641	26.793	1:06.107	41.741	188.0	26:19.014								
12	1	2:14.786	26.591	1:06.090	42.105	184.5	28:33.800								
13	1	2:14.037	26.581	1:05.475	41.981	188.6	30:47.837								
14	1	2:15.076	26.631	1:06.401	42.044	182.7	33:02.913								
15	1	2:14.654	26.883	1:06.088	41.683	177.7	35:17.567								
16	1	2:15.167	26.547	1:06.324	42.296	189.2	37:32.734								
17	1	2:14.234	26.540	1:06.128	41.566	181.8	39:46.968								
18	1	2:14.864	26.632	1:06.325	41.907	188.0	42:01.832								
19	1	2:14.037	26.569	1:05.722	41.746	183.3	44:15.869								
20	1	2:14.527	26.322	1:05.367	42.838	188.9	46:30.396								
53 TVR Grantura Mk III 1965 1.Guy GRANT F															
1	1	2:29.893	37.281	1:08.820	43.792		2:29.893								
2	1	2:22.143	28.911	1:09.164	44.068	169.8	4:52.036								
3	1	2:19.516	28.112	1:07.333	44.071	174.0	7:11.552								
4	1	2:19.256	27.336	1:08.660	43.260	183.6	9:30.808								
5	1	2:17.983	27.930	1:07.555	42.498	172.1	11:48.791								
6	1	2:16.086	27.745	1:06.103	42.238	176.0	14:04.877								
7	1	2:16.582	27.382	1:06.405	42.795	186.4	16:21.459								
8	1	2:33.221 B	28.715	1:06.807	57.699	180.0	18:54.680								
9	1	3:41.499	1:52.638	1:06.755	42.106		22:36.179								
10	1	2:17.975	27.923	1:07.349	42.703	177.4	24:54.154								
11	1	2:19.164	27.746	1:08.155	43.263	177.4	27:13.318								
12	1	2:16.623	27.418	1:06.542	42.663	165.9	29:29.941								
13	1	2:15.630	27.480	1:05.847	42.303	178.0	31:45.571								
14	1	2:18.026	28.114	1:07.329	42.583	178.8	34:03.597								
15	1	2:16.130	27.565	1:05.989	42.576	170.8	36:19.727								
16	1	2:15.033	27.199	1:05.790	42.044	181.8	38:34.760								
17	1	2:16.923	27.615	1:06.523	42.785	174.9	40:51.683								
18	1	2:15.552	27.225	1:06.205	42.122	182.4	43:07.235								
19	1	2:16.198	27.495	1:06.216	42.487	181.2	45:23.433								
20	1	2:16.474	27.335	1:05.487	43.652	179.7	47:39.907								
55 Alfa Romeo Giulia GT510 1965 1.Christian OLDENDORFF F															
1	1	2:25.156	39.806	1:05.223	40.127		2:25.156								



THE GENTLEMEN CHALLENGE
ESTORIL CLASSICS
RACE 1

Sector Analysis

Personal Best Session Best B Crossing the finish line in pit lane

Lap	D	Time	Sector 1	Sector 2	Sector 3	T. Spd	Elapsed	Lap	D	Time	Sector 1	Sector 2	Sector 3	T. Spd	Elapsed
2	1	2:06.637	25.341	1:02.643	38.653	193.9	4:31.793	13	1	2:21.008	27.997	1:09.315	43.696	181.5	33:31.370
3	1	2:05.724	25.163	1:01.674	38.887	191.9	6:37.517	14	1	2:21.263	28.215	1:09.375	43.673	178.0	35:52.633
4	1	2:06.213	25.028	1:01.829	39.356	198.4	8:43.730	15	1	2:24.338	28.837	1:11.229	44.272	162.8	38:16.971
5	1	2:06.133	25.165	1:01.854	39.114	193.9	10:49.863	16	1	2:25.690	29.880	1:09.829	45.981	157.9	40:42.661
6	1	2:05.446	24.867	1:01.822	38.757	205.0	12:55.309	17	1	2:23.597	28.093	1:10.868	44.636	182.1	43:06.258
7	1	2:15.622	25.261	1:11.181	39.180	199.1	15:10.931	18	1	2:24.862	29.833	1:10.710	44.319	170.0	45:31.120
8	1	2:05.990	25.491	1:01.372	39.127	198.4	17:16.921								
9	1	2:16.000	25.469	1:11.405	39.126	200.6	19:32.921								
10	1	2:04.914	24.895	1:01.394	38.625	202.0	21:37.835								
11	1	2:14.663 B	25.133	1:01.474	48.056	200.6	23:52.498								
12	1	4:39.142	2:56.672	1:03.033	39.437		28:31.640								
13	1	2:05.814	25.331	1:01.288	39.195	192.5	30:37.454								
14	1	2:06.379	25.688	1:01.740	38.951	196.0	32:43.833								
15	1	2:06.302	25.156	1:01.730	39.416	196.0	34:50.135								
16	1	2:06.114	25.609	1:01.606	38.899	185.1	36:56.249								
17	1	2:07.373	25.369	1:02.400	39.604	192.2	39:03.622								
18	1	2:06.010	25.186	1:01.516	39.308	197.0	41:09.632								
19	1	2:06.731	25.641	1:01.934	39.156	196.7	43:16.363								
20	1	2:21.941	25.785	1:16.761	39.395	184.5	45:38.304								

60 Porsche 904/A Carrera GTS 1964
1. Peter VÖGELE F

1	1	2:19.453	33.279	1:04.949	41.225		2:19.453
2	1	2:12.242	26.448	1:04.463	41.331	186.7	4:31.695
3	1	2:12.522	26.885	1:04.302	41.335	168.0	6:44.217
4	1	2:12.785	26.404	1:04.890	41.491	180.6	8:57.002
5	1	2:11.939	26.345	1:04.336	41.258	187.6	11:08.941
6	1	2:12.918	26.686	1:04.521	41.711	185.4	13:21.859
7	1	2:11.254	26.244	1:03.852	41.158	186.4	15:33.113
8	1	2:12.800	26.144	1:04.752	41.904	192.2	17:45.913
9	1	2:20.428 B	27.324	1:05.017	48.087	187.3	20:06.341
10	1	4:27.329	2:42.025	1:04.451	40.853		24:33.670
11	1	2:14.052	28.071	1:04.615	41.366	180.6	26:47.722
12	1	2:16.436	27.895	1:05.606	42.935	181.5	29:04.158
13	1	2:12.975	26.491	1:05.174	41.310	182.4	31:17.133
14	1	2:13.569	26.451	1:05.336	41.782	191.2	33:30.702
15	1	2:13.440	26.421	1:05.777	41.242	196.3	35:44.142
16	1	2:13.187	26.485	1:05.284	41.418	192.5	37:57.329
17	1	2:14.001	26.422	1:06.419	41.160	197.4	40:11.330
18	1	2:11.828	25.913	1:05.009	40.906	196.3	42:23.158
19	1	2:12.151	26.462	1:04.744	40.945	193.2	44:35.309
20	1	2:12.352	26.168	1:04.937	41.247	194.6	46:47.661

65 MG B 1965
1. Clément DANIEL F
2. Antoine PAÏ

1	2	2:36.345	41.399	1:10.986	43.960		2:36.345
2	2	2:21.697	28.720	1:09.562	43.415	182.7	4:58.042
3	2	2:20.545	28.186	1:09.441	42.918	178.5	7:18.587
4	2	2:21.026	27.799	1:10.188	43.039	182.1	9:39.613
5	2	2:20.277	27.830	1:09.481	42.966	182.1	11:59.890
6	2	2:21.664	28.318	1:10.005	43.341	175.4	14:21.554
7	2	2:22.717	28.018	1:08.863	45.836	174.9	16:44.271
8	2	2:22.261	28.239	1:10.596	43.426	167.2	19:06.532
9	2	2:19.541	28.158	1:08.265	43.118	167.5	21:26.073
10	2	2:31.645 B	27.961	1:09.730	53.954	173.5	23:57.718
11	1	4:49.811	2:54.356	1:10.914	44.541		28:47.529
12	1	2:22.833	28.539	1:10.249	44.045	178.3	31:10.362

72 Austin-Healey 3000 Mk I 1962
1. François FILLON F
2. André RAULIN

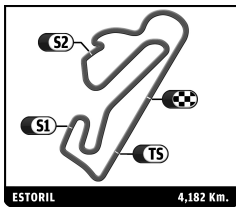
1	2	2:28.337	35.922	1:09.184	43.231		2:28.337
2	2	2:13.709	27.283	1:04.986	41.440	175.7	4:42.046
3	2	2:14.768	27.484	1:05.892	41.392	179.4	6:56.814
4	2	2:14.482	26.992	1:05.719	41.771	180.9	9:11.296
5	2	2:14.293	26.851	1:05.878	41.564	194.6	11:25.589
6	2	2:14.716	27.372	1:05.844	41.500	176.5	13:40.305
7	2	2:13.122	27.025	1:04.754	41.343	174.0	15:53.427
8	2	2:13.904	26.703	1:05.557	41.644	188.0	18:07.331
9	2	2:16.625	29.466	1:06.021	41.138	128.7	20:23.956
10	2	2:22.787 B	27.878	1:04.953	49.956	184.5	22:46.743
11	1	4:41.154	2:49.731	1:08.226	43.197		27:27.897
12	1	2:18.600	27.834	1:07.541	43.225	173.5	29:46.497
13	1	2:17.760	27.326	1:06.826	43.608	176.0	32:04.257
14	1	2:16.062	27.051	1:06.847	42.164	196.7	34:20.319
15	1	2:16.267	26.855	1:06.569	42.843	186.1	36:36.586
16	1	2:15.967	27.202	1:06.464	42.301	179.7	38:52.553
17	1	2:15.500	26.917	1:06.070	42.513	188.9	41:08.053
18	1	2:18.449	27.036	1:08.519	42.894	199.1	43:26.502
19	1	2:18.940	26.786	1:09.109	43.045	195.3	45:45.442

73 Jaguar XK150 Coupe 1961
1. Laurent JASPERS E

1	1	2:29.943	36.511	1:10.040	43.392		2:29.943
2	1	2:20.822	28.362	1:08.995	43.465	171.9	4:50.765
3	1	2:20.542	27.183	1:08.605	44.754	178.8	7:11.307
4	1	2:19.434	27.004	1:09.610	42.820	181.5	9:30.741
5	1	2:18.864	28.521	1:07.863	42.480	170.0	11:49.605
6	1	2:16.320	27.273	1:06.790	42.257	177.4	14:05.925
7	1	2:16.307	27.092	1:07.069	42.146	177.4	16:22.232
8	1	2:23.612	28.248	1:07.079	48.285	177.7	18:45.844
9	1	2:18.130	29.093	1:06.731	42.306	170.0	21:03.974
10	1	2:24.430 B	26.856	1:07.413	50.161	175.7	23:28.404
11	1	4:33.722	2:44.470	1:06.787	42.465		28:02.126
12	1	2:16.809	27.745	1:06.837	42.227	180.9	30:18.935
13	1	2:16.020	26.900	1:06.913	42.207	179.1	32:34.955
14	1	2:32.482 B	26.877	1:08.253	57.352	171.9	35:07.437

84 MG B 1965
1. Benjamin ENGRAND F

1	1	2:26.130	35.079	1:07.581	43.470		2:26.130
2	1	2:17.177	27.391	1:07.425	42.361	180.3	4:43.307
3	1	2:16.482	27.217	1:06.545	42.720	182.1	6:59.789
4	1	2:18.816	27.953	1:07.342	43.521	184.2	9:18.605
5	1	2:16.497	26.902	1:06.418	43.177	181.5	11:35.102
6	1	2:16.025	27.242	1:06.248	42.535	180.9	13:51.127
7	1	2:15.510	26.792	1:06.464	42.254	183.3	16:06.637
8	1	2:14.766	26.762	1:05.875	42.129	182.4	18:21.403
9	1	2:15.905	27.844	1:06.046	42.015	155.2	20:37.308



THE GENTLEMEN CHALLENGE

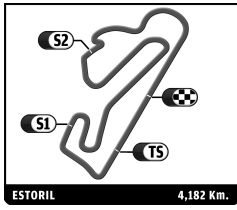
ESTORIL CLASSICS

RACE 1

Sector Analysis

■ Personal Best ■ Session Best B Crossing the finish line in pit lane

Lap	D	Time	Sector 1	Sector 2	Sector 3	T. Spd	Elapsed	Lap	D	Time	Sector 1	Sector 2	Sector 3	T. Spd	Elapsed						
10	1	2:24.468	B 26.635	1:06.769	51.064	183.9	23:01.776	92 Lister Knobby Chevrolet 1960 1. Wolf ZWEIFLER E													
11	1	4:39.408	2:50.590	1:06.352	42.466		27:41.184	1	1	2:31.752	39.216	1:09.422	43.114		2:31.752						
12	1	2:16.472	26.939	1:06.695	42.838	183.9	29:57.656	2	1	2:21.060	29.152	1:09.406	42.502	162.8	4:52.812						
13	1	2:15.711	27.358	1:06.109	42.244	179.1	32:13.367	3	1	2:19.842	29.972	1:07.591	42.279	165.0	7:12.654						
14	1	2:15.210	26.693	1:06.230	42.287	183.3	34:28.577	4	1	2:19.685	29.300	1:08.536	41.849	166.4	9:32.339						
15	1	2:16.104	26.661	1:06.336	43.107	184.2	36:44.681	5	1	2:20.246	29.409	1:08.717	42.120	159.7	11:52.585						
16	1	2:15.981	27.068	1:06.027	42.886	182.4	39:00.662	6	1	2:16.108	28.511	1:06.372	41.225	164.2	14:08.693						
17	1	2:16.643	26.721	1:06.868	43.054	183.0	41:17.305	7	1	2:16.853	28.383	1:06.354	42.116	162.5	16:25.546						
18	1	2:16.545	26.566	1:06.381	43.598	186.7	43:33.850	8	1	2:18.776	28.139	1:05.709	44.928	171.9	18:44.322						
19	1	2:15.136	26.545	1:06.220	42.371	183.9	45:48.986	9	1	2:25.829	B 28.273	1:07.515	50.041	155.2	21:10.151						
87 TVR Grantura Mk III 1965 1. Mark ASHWORTH F								10							1	3:38.509	1:48.570	1:06.862	43.077	24:48.660	
1	1	2:23.655	34.899	1:06.673	42.083		2:23.655	11	1	2:16.108	28.096	1:07.017	40.995	171.3	27:04.768						
2	1	2:14.580	26.742	1:06.347	41.491	175.4	4:38.235	12	1	2:18.288	28.399	1:08.400	41.489	171.9	29:23.056						
3	1	2:13.519	26.727	1:05.336	41.456	180.6	6:51.754	13	1	2:14.818	28.194	1:05.002	41.622	177.1	31:37.874						
4	1	2:13.720	26.843	1:05.163	41.714	176.5	9:05.474	14	1	2:14.450	27.538	1:04.946	41.966	174.3	33:52.324						
5	1	2:13.967	26.874	1:05.472	41.621	180.9	11:19.441	15	1	2:14.704	27.570	1:06.176	40.958	172.1	36:07.028						
6	1	2:14.690	26.779	1:05.908	42.003	185.4	13:34.131	16	1	2:15.186	29.142	1:05.448	40.596	163.7	38:22.214						
7	1	2:14.860	26.976	1:05.912	41.972	180.3	15:48.991	17	1	2:14.464	27.433	1:06.128	40.903	174.0	40:36.678						
8	1	2:14.742	26.832	1:06.133	41.777	177.7	18:03.733	18	1	2:13.221	27.002	1:04.937	41.282	165.9	42:49.899						
9	1	2:18.212	29.349	1:06.717	42.146	173.8	20:21.945	19	1	2:12.447	26.772	1:04.611	41.064	178.5	45:02.346						
10	1	2:23.064	B 26.811	1:05.808	50.445	182.1	22:45.009	20	1	2:15.182	27.617	1:05.987	41.578	167.7	47:17.528						
11	1	3:37.771	1:51.077	1:04.747	41.947		26:22.780	94 Jaguar E-Type 3.8 1961 1. Georges VERQUIN E													
12	1	2:14.673	27.156	1:05.593	41.924	178.0	28:37.453	1	1	2:28.397	35.668	1:09.018	43.711		2:28.397						
13	1	2:14.132	26.969	1:05.542	41.621	185.4	30:51.585	2	1	2:21.425	29.542	1:09.117	42.766	165.7	4:49.822						
14	1	2:12.855	26.145	1:05.136	41.574	185.4	33:04.440	3	1	2:18.555	27.693	1:08.647	42.215	190.2	7:08.377						
15	1	2:13.848	27.141	1:05.216	41.491	176.5	35:18.288	4	1	2:19.833	27.905	1:09.489	42.439	187.3	9:28.210						
16	1	2:18.041	26.668	1:06.012	45.361	180.9	37:36.329	5	1	2:18.578	27.904	1:07.647	43.027	184.2	11:46.788						
17	1	2:30.121	26.673	1:21.068	42.380	181.2	40:06.450	6	1	2:16.472	26.968	1:07.530	41.974	198.8	14:03.260						
18	1	2:13.061	26.688	1:04.373	42.000	183.3	42:19.511	7	1	2:16.473	27.212	1:07.059	42.202	191.9	16:19.733						
19	1	2:15.891	26.738	1:06.402	42.751	182.1	44:35.402	8	1	2:17.074	26.673	1:06.722	43.679	199.9	18:36.807						
20	1	2:17.429	27.246	1:07.354	42.829	173.8	46:52.831	9	1	2:17.878	28.694	1:07.163	42.021	193.6	20:54.685						
88 Lister Costin 1959 1. John SPIERS E								10							1	2:17.281	27.232	1:07.407	42.642	182.1	23:11.966
1	1	2:08.433	28.958	1:00.447	39.028		2:08.433	11	1	2:25.026	B 27.284	1:07.274	50.468	184.8	25:36.992						
2	1	2:04.963	24.829	1:00.900	39.234	189.6	4:13.396	12	1	4:31.498	2:42.487	1:07.160	41.851		30:08.490						
3	1	2:05.266	24.808	1:01.359	39.099	189.2	6:18.662	13	1	2:16.434	27.166	1:07.343	41.925	202.0	32:24.924						
4	1	2:04.510	24.882	1:00.666	38.962	190.2	8:23.172	14	1	2:17.134	26.797	1:07.949	42.388	193.6	34:42.058						
5	1	2:04.256	24.897	1:00.816	38.543	197.0	10:27.428	15	1	2:19.675	26.954	1:10.036	42.685	189.2	37:01.733						
6	1	2:05.125	25.683	1:00.551	38.891	193.9	12:32.553	16	1	2:18.863	27.929	1:07.856	43.078	191.9	39:20.596						
7	1	2:05.034	25.212	1:00.593	39.229	190.2	14:37.587	17	1	2:19.336	27.738	1:09.529	42.069	191.2	41:39.932						
8	1	2:05.600	25.269	1:01.280	39.051	186.4	16:43.187	18	1	2:18.726	26.960	1:09.140	42.626	181.8	43:58.658						
9	1	2:08.333	25.001	1:00.964	42.368	192.9	18:51.520	19	1	2:19.000	26.865	1:09.237	42.898	194.6	46:17.658						
10	1	2:06.062	24.927	1:01.892	39.243	186.7	20:57.582	99 Lotus XI 1500 1956 1. Serge KRIKNOFF E													
11	1	2:06.887	24.964	1:02.298	39.625	190.9	23:04.469	1	1	2:14.251	30.595	1:03.840	39.816		2:14.251						
12	1	2:13.469	B 24.711	1:01.079	47.679	191.2	25:17.938	2	1	2:06.704	25.747	1:00.825	40.132	181.2	4:20.955						
13	1	3:23.416	1:42.042	1:02.094	39.280		28:41.354	3	1	2:07.084	25.867	1:01.407	39.810	183.0	6:28.039						
14	1	2:06.610	24.990	1:02.622	38.998	183.3	30:47.964	4	1	2:06.770	25.194	1:02.125	39.451	193.6	8:34.809						
15	1	2:05.090	24.669	1:01.328	39.093	185.7	32:53.054	5	1	2:07.080	25.793	1:01.806	39.481	173.8	10:41.889						
16	1	2:04.798	24.764	1:00.487	39.547	189.9	34:57.852	6	1	2:07.231	24.992	1:02.018	40.221	188.3	12:49.120						
17	1	2:06.237	25.859	1:00.963	39.415	180.3	37:04.089	7	1	2:05.454	25.344	1:00.370	39.740	183.0	14:54.574						
18	1	2:04.166	24.850	1:00.231	39.085	188.3	39:08.255	8	1	2:05.094	25.280	1:00.697	39.117	186.7	16:59.668						
19	1	2:04.574	24.801	1:00.624	39.149	191.2	41:12.829	9	1	2:07.504	26.144	1:02.542	38.818	172.7	19:07.172						
20	1	2:06.939	24.413	1:02.917	39.609	200.9	43:19.768														
21	1	2:05.635	24.841	1:01.221	39.573	200.9	45:25.403														



THE GENTLEMEN CHALLENGE ESTORIL CLASSICS RACE 1

Sector Analysis

Table with columns: Lap, D, Time, Sector 1, Sector 2, Sector 3, T. Spd, Elapsed. Includes driver names and car models like Austin-Healey 100-4 1956, MG B 1965, Austin-Healey 3000 Mk II 1962, Lotus XI 1100 1957.





THE GENTLEMEN CHALLENGE
ESTORIL CLASSICS
RACE 1

Sector Analysis

							Personal Best			Session Best			B Crossing the finish line in pit lane									
Lap	D	Time	Sector 1	Sector 2	Sector 3	T. Spd	Elapsed	Lap	D	Time	Sector 1	Sector 2	Sector 3	T. Spd	Elapsed							
11	1	3:37.176	1:55.012	1:03.008	39.156		24:49.462	11	1	2:28.019	29.933	1:12.613	45.473	162.5	29:30.622							
12	1	2:07.082	25.925	1:02.015	39.142	182.7	26:56.544	12	1	2:25.549	29.643	1:10.855	45.051	162.5	31:56.171							
13	1	2:05.592	25.807	1:01.271	38.514	183.9	29:02.136	13	1	2:24.458	28.978	1:10.477	45.003	175.7	34:20.629							
14	1	2:05.745	25.200	1:01.234	39.311	197.0	31:07.881	14	1	2:26.293	29.210	1:11.160	45.923	164.7	36:46.922							
15	1	2:07.234	26.180	1:01.974	39.080	172.7	33:15.115	15	1	2:25.682	28.896	1:10.734	46.052	179.4	39:12.604							
16	1	2:08.157	26.193	1:02.692	39.272	176.5	35:23.272	16	1	2:26.692	29.193	1:11.436	46.063	172.4	41:39.296							
17	1	2:08.002	26.289	1:01.845	39.868	179.4	37:31.274	17	1	2:26.263	29.752	1:11.462	45.049	156.1	44:05.559							
18	1	2:08.490	26.615	1:02.555	39.320	172.1	39:39.764	18	1	2:25.817	29.046	1:11.314	45.457	173.2	46:31.376							
19	1	2:08.488	26.524	1:02.498	39.466	176.8	41:48.252	557 Austin-Healey 100-4 1955 1.Philippe PETIT E														
20	1	2:08.418	26.029	1:02.714	39.675	185.4	43:56.670	1	1	2:50.525	45.466	1:17.692	47.367		2:50.525							
21	1	2:09.135	26.214	1:03.066	39.855	176.0	46:05.805	2	1	2:31.491	30.526	1:14.021	46.944	158.1	5:22.016							
304 Austin-Healey 100-4 1955 1.José DA ROCHA E 2.Jérémy DA ROCHA							3									1	2:32.188	31.536	1:14.058	46.594	139.7	7:54.204
1	1	2:32.780	41.018	1:09.268	42.494		2:32.780	4	1	2:30.394	31.150	1:13.667	45.577	143.7	10:24.598							
2	1	2:19.039	28.137	1:07.432	43.470	170.6	4:51.819	5	1	2:32.056	31.400	1:14.651	46.005	142.2	12:56.654							
3	1	2:17.786	27.212	1:07.778	42.796	184.5	7:09.605	6	1	2:29.269	30.228	1:13.141	45.900	160.4	15:25.923							
4	1	2:20.245	27.025	1:09.465	43.755	178.5	9:29.850	7	1	2:32.839	30.427	1:14.509	47.903	157.9	17:58.762							
5	1	2:18.324	27.109	1:07.046	44.169	174.6	11:48.174	8	1	2:32.171	31.282	1:14.909	45.980	145.4	20:30.933							
6	1	2:16.591	27.133	1:06.562	42.896	175.7	14:04.765	9	1	2:35.805	30.977	1:15.903	48.925	151.6	23:06.738							
7	1	2:16.754	27.927	1:06.368	42.459	178.0	16:21.519	10	1	2:34.831	32.379	1:15.995	46.457	142.8	25:41.569							
8	1	2:17.769	28.201	1:06.485	43.083	179.7	18:39.288	11	1	2:44.229 B	32.290	1:14.242	57.697	144.3	28:25.798							
9	1	2:24.074 B	27.520	1:06.886	49.668	178.3	21:03.362	12	1	3:39.343	1:38.327	1:14.231	46.785		32:05.141							
10	1	3:40.423	1:50.418	1:07.720	42.285		24:43.785	13	1	2:30.498	30.829	1:13.459	46.210	168.5	34:35.639							
11	1	2:17.590	27.563	1:06.729	43.298	174.0	27:01.375	14	1	2:31.721	30.568	1:14.848	46.305	148.7	37:07.360							
12	1	2:15.733	27.182	1:05.998	42.553	180.0	29:17.108	15	1	2:30.495	30.767	1:13.405	46.323	163.0	39:37.855							
13	1	2:17.733	27.577	1:07.110	43.046	182.1	31:34.841	16	1	2:32.295	32.127	1:14.129	46.039	154.8	42:10.150							
14	1	2:15.600	27.051	1:06.361	42.188	176.8	33:50.441	17	1	2:33.574	30.782	1:15.954	46.838	146.4	44:43.724							
15	1	2:15.701	27.898	1:05.832	41.971	168.5	36:06.142	18	1	2:32.144	30.748	1:14.233	47.163	154.6	47:15.868							
16	1	2:15.809	26.990	1:06.452	42.367	180.9	38:21.951	888 Lotus 15 1959 1.Otto REEDTZ-THOTT E 2.Jakob Viggo HOLSTEIN														
17	1	2:28.974 B	28.675	1:07.066	53.233	164.7	40:50.925	1	1	2:13.271	30.952	1:03.146	39.173		2:13.271							
316 Tojeiro EE 1965 1.Dr Afschin FATEMI F							2									1	2:07.145	25.784	1:01.406	39.955	173.5	4:20.416
1	1	2:12.449	29.941	1:03.012	39.496		2:12.449	3	1	2:06.106	25.673	1:00.947	39.486	196.3	6:26.522							
2	1	2:07.582	25.149	1:02.047	40.386	184.2	4:20.031	4	1	2:07.274	25.888	1:02.094	39.292	181.5	8:33.796							
3	1	2:08.772	26.614	1:02.959	39.199	192.2	6:28.803	5	1	2:06.362	25.769	1:01.612	38.981	176.0	10:40.158							
4	1	2:06.148	25.365	1:02.189	38.594	182.7	8:34.951	6	1	2:07.634	25.162	1:02.644	39.828	208.1	12:47.792							
5	1	2:05.526	25.270	1:01.766	38.490	194.9	10:40.477	7	1	2:05.896	25.454	1:00.974	39.468	182.1	14:53.688							
6	1	2:06.904	24.386	1:03.590	38.928	200.6	12:47.381	8	1	2:05.491	25.121	1:01.110	39.260	196.0	16:59.179							
7	1	2:04.698	24.569	1:00.926	39.203	199.9	14:52.079	9	1	2:18.229 B	26.547	1:03.850	47.832	179.1	19:17.408							
8	1	2:04.167	25.104	1:00.762	38.301	183.0	16:56.246	10	2	3:37.161	1:59.117	59.829	38.215		22:54.569							
9	1	3:21.831	1:38.044	1:04.318	39.469	208.5	20:18.077	11	2	2:01.661	24.729	59.414	37.518	200.9	24:56.230							
10	1	2:17.792 B	25.788	1:01.815	50.189	183.0	22:35.869	12	2	2:02.760	24.891	59.454	38.415	194.9	26:58.990							
400 Lotus Elite 1961 1.Markus BISCHOFBERGER E 2.Ciro CARAVA							13									2	2:02.361	24.539	59.274	38.548	200.9	29:01.351
1	1	2:47.113	46.019	1:14.366	46.728		2:47.113	14	2	2:16.595 B	24.310	59.792	52.493	200.2	31:17.946							
2	1	2:31.791	30.489	1:14.610	46.692	160.9	5:18.904	15	2	5:26.686 B	2:48.371	1:29.493	1:08.822		36:44.632							
3	1	2:30.853	30.302	1:14.001	46.550	162.1	7:49.757															
4	1	2:30.991	30.242	1:14.163	46.586	171.9	10:20.748															
5	1	2:29.974	30.461	1:12.768	46.745	164.5	12:50.722															
6	1	2:28.923	30.287	1:12.761	45.875	160.6	15:19.645															
7	1	2:29.323	29.882	1:12.618	46.823	173.8	17:48.968															
8	1	2:29.322	30.866	1:12.737	45.719	147.8	20:18.290															
9	1	2:38.873 B	30.297	1:11.990	56.586	161.6	22:57.163															
10	1	4:05.440	2:05.534	1:13.429	46.477		27:02.603															