

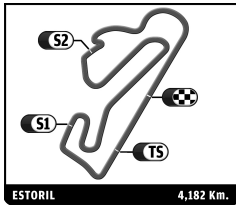


SIXTIES' ENDURANCE ESTORIL CLASSICS QUALIFYING

Sector Analysis

Personal Best Session Best B Crossing the finish line in pit lane

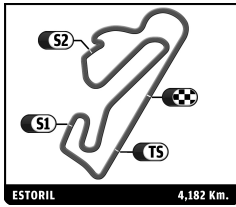
Table with columns for Lap, D, Time, Sector 1-3, T. Spd, Elapsed. Contains data for cars: 3 Shelby Cobra Daytona Coupe 1965, 6 Shelby Cobra Daytona Coupe 1964, 8 Jaguar E-Type 3.8 1965, 11 Shelby Cobra 289 1965, 12 Shelby Cobra 289 1963, 21 Lotus 15 1958.



SIXTIES' ENDURANCE
ESTORIL CLASSICS
QUALIFYING

Sector Analysis

Lap	D	Time	Sector 1	Sector 2	Sector 3	T. Spd	Elapsed	Lap	D	Time	Sector 1	Sector 2	Sector 3	T. Spd	Elapsed
16	2	1:59.181	23.441	58.662	37.078	221.0	40:57.815								
22	Jaguar E-Type 3.8 1963 1. Jean-Luc BLANCHEMAIN GT4							26	Jaguar E-Type 3.8 1962 1. Patrick KOLB 2. Timmo H. MOL GT4						
1	1	3:18.857	1:31.631	1:06.946	40.280		3:18.857	1	1	2:18.667	39.083	1:01.660	37.924		2:18.667
2	1	2:10.147	26.870	1:03.975	39.302	159.7	5:29.004	2	1	2:03.588	25.152	1:00.283	38.153	180.0	4:22.255
3	1	2:07.687	26.169	1:02.093	39.425	174.9	7:36.691	3	1	2:02.865	24.937	59.841	38.087	174.6	6:25.120
4	1	2:07.835	26.735	1:01.538	39.562	167.7	9:44.526	4	1	2:20.570 B	24.861	1:02.337	53.372	180.6	8:45.690
5	1	2:06.748	26.340	1:01.496	38.912	167.2	11:51.274	5	2	4:59.973	3:08.844	1:08.764	42.365		13:45.663
6	1	2:06.753	25.449	1:02.109	39.195	181.8	13:58.027	6	2	2:17.182	26.534	1:06.056	44.592	185.7	16:02.845
7	1	2:06.437	25.033	1:01.725	39.679	190.9	16:04.464	7	2	2:23.032	29.601	1:09.731	43.700	163.7	18:25.877
8	1	2:12.582	26.346	1:05.540	40.696	176.0	18:17.046	8	2	2:16.767	28.550	1:06.692	41.525	158.1	20:42.644
9	1	2:13.050	27.605	1:05.566	39.879	152.7	20:30.096	9	2	2:20.626	28.423	1:10.223	41.980	186.4	23:03.270
10	1	2:05.369	25.401	1:01.180	38.788	182.1	22:35.465	10	2	2:14.071	26.506	1:06.382	41.183	184.2	25:17.341
11	1	2:05.111	25.177	1:01.132	38.802	178.0	24:40.576	11	2	2:12.165	26.264	1:05.368	40.533	181.8	27:29.506
12	1	2:16.871	24.187	1:13.836	38.848	205.0	26:57.447	12	2	2:14.923	26.971	1:06.990	40.962	188.3	29:44.429
13	1	2:06.434	25.732	1:01.595	39.107	176.3	29:03.881	13	2	2:11.303	26.647	1:04.057	40.599	178.8	31:55.732
14	1	2:04.854	25.505	1:00.302	39.047	178.8	31:08.735	14	2	3:00.526 B	27.222	1:17.234	1:16.070	194.2	34:56.258
15	1	2:04.996	25.086	1:00.892	39.018	184.5	33:13.731								
16	1	2:58.831 B	29.575	1:29.404	59.852	150.8	36:12.562	27	Jaguar E-Type 3.8 1964 1. Didier ROBIN 2. Arnold ROBIN GT4						
								1	2	3:21.722	1:39.033	1:03.979	38.710		3:21.722
								2	2	2:08.988	25.103	1:04.385	39.500	190.6	5:30.710
								3	2	2:06.920	25.255	1:01.711	39.954	181.2	7:37.630
								4	2	2:07.333	26.178	1:01.707	39.448	171.6	9:44.963
								5	2	2:11.812	27.303	1:05.494	39.015	177.4	11:56.775
								6	2	2:03.202	24.535	59.916	38.751	196.0	13:59.977
								7	2	2:25.826 B	26.729	1:07.076	52.021	166.9	16:25.803
								8	1	4:55.891	3:09.452	1:05.835	40.604		21:21.694
								9	1	2:10.697	26.881	1:03.644	40.172	189.6	23:32.391
								10	1	2:08.604	26.716	1:02.284	39.604	171.6	25:40.995
								11	1	2:06.065	25.287	1:01.263	39.515	195.3	27:47.060
								12	1	2:05.796	25.030	1:01.690	39.076	183.6	29:52.856
								13	1	2:07.278	24.912	1:02.207	40.159	192.5	32:00.134
								14	1	2:42.553	25.924	1:16.756	59.873	183.9	34:42.687
								15	1	2:42.628	43.160	2:10.112	39.356	81.7	37:25.315
								16	1	2:36.052 B	26.270	1:03.846	1:05.936	189.6	40:01.367
								31	Shelby Cobra 289 1964 1. Benjamin MONNAY GT5						
								1	1	3:43.950	1:58.856	1:03.975	41.119		3:43.950
								2	1	2:05.606	26.617	1:00.660	38.329	177.7	5:49.556
								3	1	2:02.497	23.949	58.145	40.403	197.7	7:52.053
								4	1	2:01.278	24.746	58.717	37.815	192.5	9:53.331
								5	1	2:00.732	24.254	58.922	37.556	198.1	11:54.063
								6	1	2:09.109 B	23.876	58.822	46.411	197.7	14:03.172
								7	1	3:35.536	1:55.876	1:01.464	38.196		17:38.708
								8	1	2:22.443	29.470	1:14.657	38.316	187.3	20:01.151
								9	1	2:00.600	24.410	58.262	37.928	183.9	22:01.751
								10	1	1:59.858	24.027	58.031	37.800	189.2	24:01.609
								11	1	2:00.206	23.672	59.271	37.263	211.3	26:01.815
								12	1	1:59.569	24.257	57.605	37.707	191.5	28:01.384
								13	1	1:59.088	23.910	57.506	37.672	202.8	30:00.472
								14	1	1:59.249	23.858	57.835	37.556	196.0	31:59.721
								15	1	2:59.287 B	26.961	1:17.024	1:15.302	179.1	34:59.008
								16	1	5:24.101 B					40:23.109

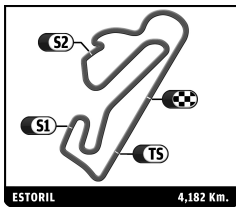


SIXTIES' ENDURANCE
ESTORIL CLASSICS
QUALIFYING

Sector Analysis

Personal Best Session Best B Crossing the finish line in pit lane

Lap	D	Time	Sector 1	Sector 2	Sector 3	T. Spd	Elapsed	Lap	D	Time	Sector 1	Sector 2	Sector 3	T. Spd	Elapsed	
46		Bizzarrini 5300 GT 1965					GT5		1	1	3:37.676	1:49.381	1:06.332	41.963	3:37.676	
		1.Volker HICHERT							2	1	2:11.070	26.336	1:04.001	40.733	183.0	5:48.746
		2.Björn EBSEN							3	1	2:09.487	26.217	1:02.798	40.472	174.3	7:58.233
1	2	3:08.346	1:10.308	1:12.565	45.473		3:08.346	4	1	2:08.968	25.582	1:02.962	40.424	190.9	10:07.201	
2	2	2:16.352	30.120	1:05.890	40.342	139.5	5:24.698	5	1	2:09.602	25.784	1:03.169	40.649	180.6	12:16.803	
3	2	2:11.465	26.788	1:02.966	41.711	172.4	7:36.163	6	1	2:26.547 B	25.381	1:14.066	47.100	192.2	14:43.350	
4	2	2:06.443	25.139	1:02.283	39.021	203.5	9:42.606	7	2	7:41.004	5:54.718	1:06.776	39.510		22:24.354	
5	2	2:05.022	25.558	1:00.805	38.659	171.9	11:47.628	8	2	2:05.939	25.005	1:01.956	38.978	196.0	24:30.293	
6	2	2:04.281	24.929	1:01.149	38.203	184.8	13:51.909	9	2	2:31.553 B	26.222	1:07.871	57.460	178.8	27:01.846	
7	2	2:07.774	25.167	1:02.185	40.422	190.6	15:59.683									
8	2	2:24.192 B	26.071	1:05.832	52.289	191.9	18:23.875									
9	1	4:11.153	2:25.674	1:06.006	39.473		22:35.028									
10	1	2:02.071	24.712	59.667	37.692	191.9	24:37.099									
11	1	2:02.900	24.508	1:00.119	38.273	197.7	26:39.999									
12	1	2:01.983	24.531	59.383	38.069	190.9	28:41.982									
13	1	2:30.925 B	27.749	1:06.883	56.293	207.7	31:12.907									
50		Lotus Elan 26R 1964					GT2		1	1	3:51.445	1:53.717	1:15.110	42.618	3:51.445	
		1.Stephan JOEBSTL							2	1	2:16.248	27.787	1:07.155	41.306	155.9	6:07.693
		2.Andy WILLIS							3	1	2:11.689	25.859	1:04.854	40.976	192.2	8:19.382
1	1	3:07.598	1:18.921	1:06.551	42.126		3:07.598	4	1	2:16.969	27.500	1:06.201	43.268	181.2	10:36.351	
2	1	2:31.560	28.424	1:23.368	39.768	151.6	5:39.158	5	1	2:12.343	26.583	1:05.270	40.490	189.2	12:48.694	
3	1	2:09.557	26.082	1:02.253	41.222	177.7	7:48.715	6	1	2:10.827	25.777	1:04.360	40.690	191.5	14:59.521	
4	1	2:07.033	25.758	1:02.270	39.005	180.6	9:55.748	7	1	2:10.127	25.822	1:04.186	40.119	186.1	17:09.648	
5	1	2:06.850	25.627	1:01.331	39.892	177.4	12:02.598	8	1	2:16.156	27.033	1:07.952	41.171	181.5	19:25.804	
6	1	2:21.963 B	26.832	1:04.965	50.166	196.3	14:24.561									
7	2	4:37.767	2:55.918	1:03.263	38.586		19:02.328									
8	2	2:03.256	24.293	1:00.974	37.989	208.1	21:05.584									
9	2	2:02.545	24.708	59.869	37.968	197.7	23:08.129									
10	2	2:02.980	23.987	1:00.993	38.000	207.0	25:11.109									
11	2	2:01.697	24.276	59.475	37.946	195.6	27:12.806									
12	2	2:10.457 B	25.647	59.949	44.861	175.4	29:23.263									
13	1	3:17.320	1:34.156	1:02.661	40.503		32:40.583									
14	1	3:05.157	25.715	1:34.682	1:04.760	199.9	35:45.740									
15	1	2:24.616	41.322	1:03.465	39.829	78.9	38:10.356									
16	1	2:05.539	25.147	1:01.427	38.965	195.3	40:15.895									
51		Shelby Cobra 289 1963					GT5		1	1	4:03.865	2:12.693	1:08.215	42.957	4:03.865	
		1.Maxime GUENAT							2	1	2:09.824	27.106	1:02.150	40.568	164.5	6:13.689
		2.Yvan MAHE							3	1	2:09.587	26.345	1:03.004	40.238	168.7	8:23.276
1	1	2:23.141	45.061	59.746	38.334		2:23.141	4	1	2:07.462	25.849	1:01.890	39.723	174.0	10:30.738	
2	1	1:59.542	23.890	58.117	37.535	200.2	4:22.683	5	1	2:07.885	25.408	1:02.627	39.850	190.6	12:38.623	
3	1	1:59.681	23.839	57.771	38.071	206.2	6:22.364	6	1	2:06.648	25.267	1:01.611	39.770	190.2	14:45.271	
4	1	2:00.971	23.936	58.993	38.042	208.9	8:23.335	7	1	2:43.035 B	25.339	1:23.357	54.339	181.8	17:28.306	
5	1	1:59.241	23.779	57.868	37.594	209.3	10:22.576	8	1	12:16.304	...	1:05.448	40.473		29:44.610	
6	1	1:59.195	23.712	57.732	37.751	202.8	12:21.771	9	1	2:05.454	24.989	1:00.879	39.586	193.9	31:50.064	
7	1	1:58.799	23.502	57.919	37.378	207.0	14:20.570	10	1	2:28.613	25.299	1:04.768	58.546	198.1	34:18.677	
8	1	2:00.720	23.747	58.413	38.560	209.3	16:21.290	11	1	2:59.179	43.732	1:31.982	43.465	79.5	37:17.856	
9	1	2:14.936 B	24.341	1:03.075	47.520	202.4	18:36.226	12	1	2:26.221 B	25.176	1:03.659	57.386	194.9	39:44.077	
10	2	4:56.952	3:12.590	1:04.164	40.198		23:33.178									
11	2	2:04.380	25.326	1:00.003	39.051	186.1	25:37.558									
12	2	2:01.311	24.166	59.031	38.114	196.3	27:38.869									
13	2	2:01.551	24.111	59.413	38.027	204.3	29:40.420									
14	2	2:02.290	24.364	59.634	38.292	197.7	31:42.710									
15	2	2:22.691	23.919	59.964	58.808	210.5	34:05.401									
16	2	3:13.395 B	48.763	1:34.208	50.424	72.9	37:18.796									
57		Morgan SLR 1963					GT3		1	1	2:59.791	1:17.438	1:03.564	38.789	2:59.791	
		1.John EMBERSON							2	1	1:59.066	23.848	58.122	37.096	199.5	4:58.857
		2.Nigel GREENSALL							3	1	1:58.562	23.896	57.733	36.933	210.1	6:57.419
1	1	2:59.791	1:17.438	1:03.564	38.789		2:59.791	4	1	1:59.022	23.568	58.183	37.271	205.4	8:56.441	



SIXTIES' ENDURANCE
ESTORIL CLASSICS
QUALIFYING

Sector Analysis

Personal Best Session Best B Crossing the finish line in pit lane

Lap	D	Time	Sector 1	Sector 2	Sector 3	T. Spd	Elapsed	Lap	D	Time	Sector 1	Sector 2	Sector 3	T. Spd	Elapsed
5	1	1:58.426	23.389	57.596	37.441	216.7	10:54.867	12	1	4:03.327	2:23.715	1:00.291	39.321		29:05.522
6	1	2:12.294 B	23.777	58.673	49.844	212.1	13:07.161	13	1	2:10.231	24.728	1:06.397	39.106	198.1	31:15.753
7	1	5:52.892	4:12.418	1:02.647	37.827		19:00.053	14	1	2:14.994	23.812	59.631	51.551	206.2	33:30.747
8	1	2:00.601	24.045	59.414	37.142	196.0	21:00.654	15	1	2:58.838	39.085	1:25.743	54.010	94.4	36:29.585
9	1	1:59.198	23.241	57.841	38.116	214.2	22:59.852	16	1	2:01.264	24.401	58.637	38.226	202.0	38:30.849
10	1	2:01.601	23.531	1:00.713	37.357	211.7	25:01.453	17	1	2:03.038	24.484	59.315	39.239	194.6	40:33.887
11	1	1:57.588	23.448	57.197	36.943	216.7	26:59.041								
12	1	2:14.739 B	25.459	59.883	49.397	174.0	29:13.780								

73 Jaguar E-Type 3.8 1963
1. Laurent JASPERS GT4

1	1	3:18.903	1:34.901	1:04.432	39.570		3:18.903
2	1	2:06.317	24.989	1:02.280	39.048	168.5	5:25.220
3	1	2:03.868	25.317	1:00.202	38.349	176.8	7:29.088
4	1	2:02.416	24.155	59.707	38.554	192.9	9:31.504
5	1	2:02.630	24.118	59.865	38.647	189.2	11:34.134
6	1	2:12.389 B	23.903	1:00.413	48.073	202.8	13:46.523
7	1	2:52.543	1:14.446	59.560	38.537		16:39.066
8	1	2:10.546	24.871	1:05.889	39.786	191.5	18:49.612
9	1	2:07.201	26.104	1:02.840	38.257	173.8	20:56.813
10	1	2:17.902 B	24.858	1:02.990	50.054	199.1	23:14.715
11	1	5:43.582	4:04.520	1:00.570	38.492		28:58.297
12	1	2:01.590	23.947	59.160	38.483	195.3	30:59.887
13	1	2:01.711	24.073	59.308	38.330	195.6	33:01.598
14	1	3:06.096 B	29.951	1:29.679	1:06.466	156.3	36:07.694
15	1	3:56.194 B	1:34.343	1:09.277	1:12.574		40:03.888

90 Jaguar E-Type 3.8 1964
1. Carlos F. CRUZ GT4

1	1	3:06.990	1:08.933	1:12.914	45.143		3:06.990
2	1	2:17.673	28.624	1:07.962	41.087	156.8	5:24.663
3	1	2:15.765	27.982	1:05.609	42.174	162.5	7:40.428
4	1	2:13.219	27.350	1:04.877	40.992	178.0	9:53.647
5	1	2:10.748	27.189	1:03.594	39.965	182.4	12:04.395
6	1	2:07.765	25.987	1:01.827	39.951	200.6	14:12.160
7	1	2:29.694 B	31.528	1:05.217	52.949	215.0	16:41.854
8	1	11:36.929	9:53.000	1:03.348	40.581		28:18.783
9	1	2:07.984	26.621	1:01.946	39.417	186.1	30:26.767
10	1	2:04.766	24.990	1:00.661	39.115	200.2	32:31.533
11	1	2:27.823	25.118	1:10.802	51.903	196.7	34:59.356
12	1	2:32.289	41.230	1:11.385	39.674	81.4	37:31.645
13	1	2:06.165	24.823	1:00.685	40.657	198.8	39:37.810
14	1	2:05.768	25.109	1:01.005	39.654	190.9	41:43.578

91 Jaguar E-Type Lightweight 1965
1. Marcus ANDERSON
2. Mark BLAIR GT4

1	2	3:26.098	1:28.070	1:18.466	39.562		3:26.098
2	2	2:27.376	23.574	1:22.946	40.856	208.9	5:53.474
3	2	2:00.688	23.590	58.607	38.491	205.8	7:54.162
4	2	2:01.529	23.883	59.745	37.901	203.2	9:55.691
5	2	2:01.447	24.103	59.409	37.935	196.7	11:57.138
6	2	2:01.290	23.593	58.663	39.034	209.7	13:58.428
7	2	2:03.459	25.064	1:00.385	38.010	189.2	16:01.887
8	2	2:13.437	24.993	1:06.875	41.569	183.9	18:15.324
9	2	2:23.171	26.578	1:16.780	39.813	179.4	20:38.495
10	2	1:59.474	23.488	58.705	37.281	198.1	22:37.969
11	2	2:24.226 B	25.057	1:05.791	53.378	193.9	25:02.195

96 Shelby Cobra 289 1965
1. Fabien SARRAILH
2. Phil MULACEK GT5

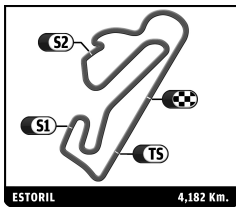
1	1	3:11.025	1:24.257	1:07.131	39.637		3:11.025
2	1	2:13.602	27.695	1:05.983	39.924	135.8	5:24.627
3	1	2:05.999	25.552	1:01.391	39.056	171.3	7:30.626
4	1	2:03.683	25.315	59.760	38.608	171.9	9:34.309
5	1	2:03.293	25.026	59.802	38.465	172.7	11:37.602
6	1	2:03.229	24.482	1:00.423	38.324	200.2	13:40.831
7	1	2:19.914 B	27.336	1:04.385	48.193	167.7	16:00.745
8	2	5:48.245	3:54.016	1:12.347	41.882		21:48.990
9	2	2:16.158	28.250	1:06.443	41.465	160.4	24:05.148
10	2	2:14.507	27.126	1:06.614	40.767	168.0	26:19.655
11	2	2:14.431	27.335	1:05.572	41.524	162.8	28:34.086
12	2	2:11.580	27.238	1:04.485	39.857	170.3	30:45.666
13	2	2:12.880	26.412	1:05.868	40.600	181.8	32:58.546
14	2	3:06.675 B	31.804	1:29.718	1:05.153	153.7	36:05.221

104 Austin-Healey 100-4 1956
1. François de CHANTERAC
2. Jérémy DA ROCHA GT3

1	1	3:39.896	1:36.237	1:16.830	46.829		3:39.896
2	1	2:27.031	29.812	1:11.787	45.432	171.9	6:06.927
3	1	2:30.225	30.007	1:12.949	47.269	167.2	8:37.152
4	1	2:24.645	28.744	1:11.498	44.403	175.7	11:01.797
5	1	2:22.173	28.243	1:10.053	43.877	172.4	13:23.970
6	1	2:20.867	29.028	1:08.713	43.126	177.7	15:44.837
7	1	2:36.622 B	29.331	1:11.931	55.360	166.9	18:21.459
8	2	4:34.521 B	2:27.375	1:13.698	53.448		22:55.980
9	2	3:03.052	1:11.045	1:09.095	42.912		25:59.032
10	2	2:16.930	28.082	1:07.101	41.747	172.7	28:15.962
11	2	2:16.921	28.250	1:07.187	41.484	164.7	30:32.883
12	2	2:14.796	27.542	1:05.999	41.255	178.5	32:47.679
13	2	3:08.640 B	28.361	1:30.929	1:09.350	177.1	35:56.319

109 Shelby Cobra Daytona Coupe 1965
1. Olivier BREITTMAYER
2. Emile BREITTMAYER GT5

1	2	2:25.520	40.436	1:04.512	40.572		2:25.520
2	2	2:00.177	24.053	58.391	37.733	208.1	4:25.697
3	2	2:01.566	23.952	58.380	39.234	202.4	6:27.263
4	2	2:04.611	23.794	1:00.728	40.089	208.9	8:31.874
5	2	2:00.772	23.833	58.407	38.532	203.9	10:32.646
6	2	2:03.076	24.205	1:00.069	38.802	198.1	12:35.722
7	2	2:00.447	23.865	58.653	37.929	202.4	14:36.169
8	2	2:10.008 B	23.686	58.849	47.473	201.7	16:46.177
9	2	4:09.074	2:24.475	1:02.106	42.493		20:55.251
10	2	2:07.803	27.057	1:01.806	38.940	209.7	23:03.054
11	2	2:06.559	24.702	1:03.004	38.853	210.5	25:09.613
12	2	2:02.922	24.355	1:00.209	38.358	197.4	27:12.535
13	2	2:02.653	24.665	59.896	38.092	195.6	29:15.188
14	2	2:01.441	24.522	59.099	37.820	196.7	31:16.629
15	2	2:21.714 B	24.801	1:00.176	56.737	200.6	33:38.343

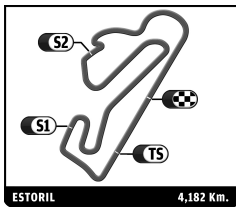


SIXTIES' ENDURANCE
ESTORIL CLASSICS
QUALIFYING

Sector Analysis

Personal Best Session Best B Crossing the finish line in pit lane

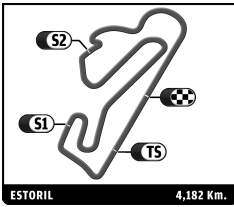
Lap	D	Time	Sector 1	Sector 2	Sector 3	T. Spd	Elapsed	Lap	D	Time	Sector 1	Sector 2	Sector 3	T. Spd	Elapsed
16	2	3:47.500	1:58.822	1:10.494	38.184		37:25.843	5	1	2:18.698	27.646	1:06.827	44.225	168.0	12:34.502
17	2	2:02.824	23.862	59.237	39.725	208.9	39:28.667	6	1	2:15.984	26.915	1:06.572	42.497	190.9	14:50.486
18	2	3:02.082 B	24.332	58.464	1:39.286	200.9	42:30.749	7	1	2:17.126	27.212	1:05.735	44.179	194.9	17:07.612
116 Shelby Cobra 289 1965 1. Damien KOHLER 2. MAVERICK GT5								8							
1	1	2:17.383	36.767	1:01.424	39.192		2:17.383	8	1	2:22.361	26.819	1:11.657	43.885	195.6	19:29.973
2	1	2:03.044	25.480	59.450	38.114	181.8	4:20.427	9	1	2:29.098 B	28.531	1:09.421	51.146	166.9	21:59.071
3	1	2:01.636	24.623	58.791	38.222	183.9	6:22.063	10	1	4:13.884	2:22.545	1:08.822	42.517		26:12.955
4	1	2:16.792 B	25.120	1:01.750	49.922	190.6	8:38.855	11	1	2:15.079	26.529	1:06.476	42.074	193.2	28:28.034
5	2	4:16.094	2:34.492	1:02.564	39.038		12:54.949	12	1	2:14.242	26.473	1:05.679	42.090	194.2	30:42.276
6	2	2:03.854	24.469	1:00.641	38.744	208.1	14:58.803	13	1	2:19.674	27.021	1:10.157	42.496	193.2	33:01.950
7	2	2:05.462	24.507	1:01.152	39.803	210.1	17:04.265	14	1	3:07.875 B	31.090	1:31.885	1:04.900	140.4	36:09.825
8	2	2:31.975 B	27.288	1:11.472	53.215	199.5	19:36.240	169 Chevrolet Corvette C2 1965 1. Matthew HOLME 2. Andrew JORDAN GT5							
9	1	6:09.883	4:29.608	1:01.307	38.968		25:46.123	1	1	2:43.678	56.583	1:05.338	41.757		2:43.678
10	1	2:01.752	25.175	59.036	37.541	185.4	27:47.875	2	1	2:03.084	24.476	59.652	38.956	209.7	4:46.762
11	1	2:01.911	24.683	58.922	38.306	184.8	29:49.786	3	1	2:03.071	24.596	59.698	38.777	207.7	6:49.833
12	1	2:02.006	25.111	58.923	37.972	185.4	31:51.792	4	1	2:21.712 B	24.398	1:01.897	55.417	196.7	9:11.545
13	1	2:31.288 B	24.271	1:02.419	1:04.598	191.5	34:23.080	5	2	3:33.468	1:56.281	59.527	37.660		12:45.013
14	2	3:43.238	2:03.004	1:00.767	39.467		38:06.318	6	2	2:00.144	23.974	58.542	37.628	205.8	14:45.157
15	2	2:03.138	25.089	59.946	38.103	200.9	40:09.456	7	2	1:59.806	23.705	58.534	37.567	205.8	16:44.963
135 Jaguar E-Type 3.8 1961 1. Erwin CREED GT4								8							
1	1	3:39.570	1:56.979	1:02.806	39.785		3:39.570	9	2	2:09.381	25.422	1:06.366	37.593	181.2	21:15.222
2	1	2:05.353	24.677	1:01.457	39.219	179.4	5:44.923	10	2	1:58.990	23.594	58.081	37.315	205.4	23:14.212
3	1	2:18.191 B	25.064	1:00.770	52.357	180.0	8:03.114	11	2	2:18.405 B	24.895	1:03.350	50.160	181.2	25:32.617
4	1	11:24.634 B	9:32.083	1:03.598	48.953		19:27.748	12	1	3:37.429	1:46.072	1:03.405	47.952		29:10.046
5	1	16:41.679	...	1:30.159	58.119		36:09.427	13	1	2:01.108	23.773	59.300	38.035	218.0	31:11.154
6	1	2:08.140	29.621	59.794	38.725	165.9	38:17.567	14	1	2:21.465	24.584	1:03.092	53.789	201.3	33:32.619
7	1	2:03.942	25.255	59.986	38.701	189.6	40:21.509	15	1	2:59.276	39.852	1:24.199	55.225	92.5	36:31.895
142 Porsche 911 2,0L 1965 1. Stephan KOENIG GT2								16							
1	1	3:15.198	1:22.758	1:09.739	42.701		3:15.198	1	1	2:07.140	24.351	59.772	43.017	205.0	38:39.035
2	1	2:20.943	28.060	1:09.355	43.528	171.6	5:36.141	177 Lotus Elan 26R 1963 1. Jean-Marie AMOROS GT2							
3	1	2:14.609	26.828	1:05.753	42.028	173.2	7:50.750	1	1	3:59.357	1:50.868	1:20.889	47.600		3:59.357
4	1	2:21.297 B	27.166	1:05.165	48.966	172.7	10:12.047	2	1	2:29.057	31.343	1:11.413	46.301	154.1	6:28.414
5	1	4:19.155	2:29.008	1:07.825	42.322		14:31.202	3	1	2:23.722	28.861	1:07.929	46.932	167.7	8:52.136
6	1	2:13.340	26.549	1:05.726	41.065	187.0	16:44.542	4	1	2:23.487	30.471	1:08.924	44.092	139.5	11:15.623
7	1	2:17.263	26.841	1:08.216	42.206	187.6	19:01.805	5	1	2:22.915	27.641	1:09.816	45.458	190.2	13:38.538
8	1	2:13.758	27.037	1:05.484	41.237	181.2	21:15.563	6	1	2:45.934 B	29.614	1:13.955	1:02.365	182.7	16:24.472
9	1	2:11.471	26.041	1:04.392	41.038	198.4	23:27.034	7	1	4:22.926	2:22.489	1:15.859	44.578		20:47.398
10	1	2:11.108	25.644	1:04.224	41.240	202.8	25:38.142	8	1	2:26.915	28.398	1:13.365	45.152	197.7	23:14.313
11	1	2:14.446	28.059	1:05.499	40.888	183.3	27:52.588	9	1	2:23.014	28.983	1:09.642	44.389	166.9	25:37.327
12	1	2:10.880	25.679	1:04.213	40.988	203.5	30:03.468	10	1	2:26.160	28.113	1:13.147	44.900	179.1	28:03.487
13	1	2:14.280	27.347	1:04.430	42.503	170.6	32:17.748	11	1	2:20.316	28.722	1:08.142	43.452	173.8	30:23.803
14	1	2:41.114	25.968	1:23.190	51.956	195.6	34:58.862	12	1	2:20.598	27.778	1:09.321	43.499	169.2	32:44.401
15	1	2:35.890	40.951	1:14.338	40.601	80.8	37:34.752	13	1	3:05.849	28.011	1:33.482	1:04.356	176.3	35:50.250
16	1	2:31.197 B	26.581	1:05.991	58.625	200.9	40:05.949	14	1	3:08.419 B	41.970	1:14.568	1:11.881	81.8	38:58.669
165 Porsche 911 2,0L 1965 1. Alexis FALCON GT2								179 Shelby Cobra 289 1965 1. Andrew SMITH 2. Alasdair MCCAIG GT5							
1	1	3:06.206	59.701	1:18.529	47.976		3:06.206	1	1	2:17.497	38.240	1:01.238	38.019		2:17.497
2	1	2:32.020	32.099	1:15.634	44.287	144.3	5:38.226	2	1	2:01.715	24.821	58.992	37.902	189.9	4:19.212
3	1	2:20.444	28.711	1:08.056	43.677	167.2	7:58.670	3	1	2:02.092	24.703	59.198	38.191	192.9	6:21.304
4	1	2:17.134	27.397	1:06.750	42.987	185.1	10:15.804	4	1	2:03.440	24.597	59.994	38.849	204.3	8:24.744
								5							
								6							
								7							
								8							



SIXTIES' ENDURANCE
ESTORIL CLASSICS
QUALIFYING

Sector Analysis

Personal Best							Session Best							B Crossing the finish line in pit lane										
Lap	D	Time	Sector 1	Sector 2	Sector 3	T. Spd	Elapsed	Lap	D	Time	Sector 1	Sector 2	Sector 3	T. Spd	Elapsed	Lap	D	Time	Sector 1	Sector 2	Sector 3	T. Spd	Elapsed	
211 MG B 1965 1. Stéphane COLLAS 2. Jules COLLAS GT2																								
1	1	10:47.420	8:48.671	1:13.509	45.240		10:47.420	2	1	2:25.084	30.991	1:09.184	44.909	136.3	13:12.504	3	1	2:25.351	29.187	1:12.478	43.686	157.7	15:37.855	
4	1	2:29.807	28.804	1:12.577	48.426	165.7	18:07.662	5	1	2:24.613	29.807	1:10.611	44.195	150.0	20:32.275	6	1	2:21.534	28.680	1:08.699	44.155	157.7	22:53.809	
7	1	2:33.692	28.073	1:08.514	57.105	165.7	25:27.501	8	2	3:46.008	1:41.445	1:16.253	48.310		29:13.509	9	2	2:19.707	28.001	1:08.144	43.562	177.7	31:33.216	
10	2	2:38.495	27.428	1:10.402	1:00.665	179.1	34:11.711	11	2	3:01.686	47.565	1:31.262	42.859	71.4	37:13.397	12	2	2:18.083	27.321	1:07.109	43.653	180.3	39:31.480	
223 Jaguar E-Type 3.8 1965 1. Dominique REINHARDT 2. Daniel REINHARDT GT4																								
1	2	3:12.395	1:20.971	1:09.580	41.844		3:12.395	2	2	2:22.020	30.064	1:08.503	43.453	139.9	5:34.415	3	2	2:13.890	27.687	1:05.116	41.087	166.9	7:48.305	
4	2	2:13.883	27.527	1:05.812	40.544	175.7	10:02.188	5	2	2:09.717	26.100	1:03.925	39.692	188.3	12:11.905	6	2	2:06.946	25.332	1:02.487	39.127	196.7	14:18.851	
7	2	2:11.803	26.228	1:03.513	42.062	201.3	16:30.654	8	2	2:43.568	29.100	1:13.659	1:00.809	152.2	19:14.222	9	1	4:36.603	2:55.796	1:02.555	38.252		23:50.825	
10	1	2:04.592	24.877	1:01.277	38.438	183.9	25:55.417	11	1	2:04.048	25.375	1:00.017	38.656	176.5	27:59.465	12	1	2:03.874	25.465	1:00.459	37.950	175.2	30:03.339	
13	1	2:03.004	24.872	1:00.299	37.833	182.7	32:06.343	14	1	2:40.669	26.196	1:14.656	59.817	157.7	34:47.012	15	1	2:38.215	46.252	1:13.102	38.861	76.8	37:25.227	
16	1	2:06.206	25.595	1:01.137	39.474	178.8	39:31.433																	
233 Porsche 911 2.0L 1965 1. Vincent KOLB 2. Max MORITZ GT2																								
1	1	2:56.284	1:06.192	1:08.163	41.929		2:56.284	2	1	2:10.732	25.887	1:03.922	40.923	196.0	5:07.016	3	1	2:10.641	26.181	1:03.609	40.851	194.2	7:17.657	
4	1	2:11.365	26.045	1:03.659	41.661	193.9	9:29.022	5	1	2:10.340	26.017	1:03.511	40.812	189.2	11:39.362	6	1	2:09.918	26.467	1:03.086	40.365	202.4	13:49.280	
7	1	2:11.565	25.459	1:03.819	42.287	204.7	16:00.845	8	1	2:26.290	26.345	1:05.653	54.292	198.4	18:27.135	9	2	4:19.419	2:28.626	1:08.908	41.885		22:46.554	
10	2	2:13.074	26.400	1:05.488	41.186	178.8	24:59.628	11	2	2:12.626	26.621	1:04.495	41.510	188.3	27:12.254									
369 Shelby Cobra 289 1964 1. Urs BECK 2. Patrick SIMON GT5																								
1	1	3:13.142	1:29.313	1:04.043	39.786		3:13.142	2	1	2:08.266	26.595	1:02.168	39.503	161.1	5:21.408	3	1	2:01.933	24.643	59.032	38.258	192.5	7:23.341	
4	1	2:03.341	24.433	59.917	38.991	195.6	9:26.682	5	1	2:00.564	23.916	58.783	37.865	212.9	11:27.246	6	1	2:02.070	24.589	59.283	38.198	207.4	13:29.316	
7	1	2:01.075	23.892	59.466	37.717	214.6	15:30.391	8	1	2:17.908	23.871	59.523	54.514	220.2	17:48.299	9	2	4:44.193	2:57.774	1:04.180	42.239		22:32.492	
10	2	1:58.627	23.588	58.295	36.744	203.9	24:31.119	11	2	1:57.675	23.659	57.357	36.659	206.2	26:28.794	12	2	2:14.061	23.898	57.738	52.425	193.6	28:42.855	
472 Lotus Elan 26R 1965 1. Nick MATTHEWS 2. Ryan HOOKER GT2																								
1	1	2:43.545	50.861	1:09.938	42.746		2:43.545	2	1	2:09.093	26.085	1:02.017	40.991	164.7	4:52.638	3	1	2:11.371	25.543	1:05.076	40.752	180.6	7:04.009	
4	1	2:08.723	25.134	1:02.631	40.958	178.3	9:12.732	5	1	2:13.742	28.555	1:04.668	40.519	130.2	11:26.474	6	1	2:10.853	26.299	1:01.935	42.619	170.0	13:37.327	
7	1	2:08.097	25.068	1:03.044	39.985	199.5	15:45.424	8	1	2:27.144	26.253	1:08.452	52.439	185.1	18:12.568	9	2	4:54.143	3:07.983	1:06.810	39.350		23:06.711	
10	2	2:10.985	24.749	1:05.867	40.369	199.5	25:17.696	11	2	2:08.526	26.354	1:02.377	39.795	174.3	27:26.222	12	2	2:03.690	24.846	1:00.731	38.113	203.5	29:29.912	
13	2	2:02.813	24.336	1:00.372	38.105	204.3	31:32.725	14	2	2:31.089	24.682	1:04.320	1:02.087	204.3	34:03.814	15	2	2:59.975	48.840	1:32.646	38.489	73.3	37:03.789	
16	2	2:01.965	24.313	59.786	37.866	200.9	39:05.754	17	2	2:44.019	27.551	1:07.515	1:08.953	161.8	41:49.773									
571 Jaguar E-Type 3.8 1965 1. Jonathan MITCHELL GT4																								
1	1	2:13.640	35.071	1:00.652	37.917		2:13.640	2	1	1:58.877	23.946	57.914	37.017	197.4	4:12.517	3	1	1:58.724	24.170	57.535	37.019	184.5	6:11.241	
4	1	2:21.228	25.646	1:02.764	52.818	163.2	8:32.469	5	1	4:54.244	3:14.176	1:02.407	37.661		13:26.713	6	1	2:02.535	25.039	1:00.381	37.115	172.4	15:29.248	
7	1	2:16.757	23.940	58.315	54.502	193.9	17:46.005	8	1	8:30.700	6:53.965	59.327	37.408		26:16.705	9	1	2:00.288	23.322	58.620	38.346	205.4	28:16.993	
10	1	1:57.707	23.537	57.802	36.368	201.3	30:14.700	11	1	2:00.876	23.320	58.121	39.435	207.0	32:15.576	12	1	2:53.737	26.548	1:23.881	1:03.308	166.4	35:09.313	



SIXTIES' ENDURANCE
ESTORIL CLASSICS
QUALIFYING

Sector Analysis

■ Personal Best ■ Session Best B Crossing the finish line in pit lane

Lap	D	Time	Sector 1	Sector 2	Sector 3	T. Spd	Elapsed	Lap	D	Time	Sector 1	Sector 2	Sector 3	T. Spd	Elapsed
707		Jaguar E-Type 3.8 1962													
		1. Pierre BESSE GT4													
		2. Guillaume GOUBLE													
1	1	3:06.156	58.168	1:19.403	48.585		3:06.156								
2	1	2:15.347	27.752	1:05.872	41.723	165.0	5:21.503								
3	1	2:15.009	26.575	1:06.091	42.343	170.0	7:36.512								
4	1	2:13.865	28.153	1:04.578	41.134	163.0	9:50.377								
5	1	2:12.484	26.353	1:04.928	41.203	182.4	12:02.861								
6	1	2:11.610	26.098	1:04.721	40.791	189.9	14:14.471								
7	1	2:09.159	25.005	1:03.064	41.090	197.7	16:23.630								
8	1	2:28.287 B	26.435	1:06.863	54.989	180.3	18:51.917								
9	2	4:08.644	2:19.074	1:08.332	41.238		23:00.561								
10	2	2:13.970	26.555	1:06.946	40.469	187.3	25:14.531								
11	2	2:10.061	26.540	1:04.129	39.392	180.9	27:24.592								
12	2	2:08.528	26.338	1:03.318	38.872	182.1	29:33.120								
13	2	2:11.872	26.783	1:06.501	38.588	186.4	31:44.992								
14	2	6:40.886 B	4:25.110	1:16.943	58.833	210.9	38:25.878								