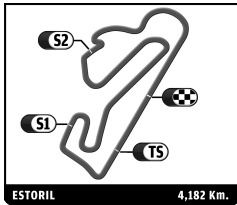


SIXTIES' ENDURANCE  
ESTORIL CLASSICS  
PRIVATE PRACTICE

Sector Analysis

								<span style="color: green;">■</span> Personal Best <span style="color: purple;">■</span> Session Best <span style="color: black;">■</span> Crossing the finish line in pit lane							
Lap	D	Time	Sector 1	Sector 2	Sector 3	T. Spd	Elapsed	Lap	D	Time	Sector 1	Sector 2	Sector 3	T. Spd	Elapsed
<b>3</b> Shelby Cobra Daytona Coupe 1965 1.Armand MILLE 2.Yves SCEMAMA GT5								7 1 3:07.303 <b>B</b> 26.476 1:28.409 1:12.418 159.7 16:13.849 8 2 4:22.741 2:42.812 1:01.175 38.754 20:36.590 9 2 2:03.999 25.360 1:00.421 38.218 185.7 22:40.589 10 2 2:06.020 26.057 1:01.530 38.433 166.2 24:46.609 11 2 2:03.997 25.001 1:00.929 38.067 181.2 26:50.606 12 2 2:06.328 25.850 1:01.904 38.574 168.0 28:56.934 13 2 2:06.849 25.427 1:01.110 40.312 180.9 31:03.783 14 2 <b>2:02.582</b> <b>24.360</b> 1:00.280 <b>37.942</b> 190.6 33:06.365 15 2 2:27.970 <b>B</b> 26.437 1:08.900 52.633 170.0 35:34.335 16 2 3:14.241 1:29.394 1:05.815 39.032 38:48.576 17 2 2:02.800 24.452 <b>1:00.028</b> 38.320 195.6 40:51.376							
<b>6</b> Shelby Cobra Daytona Coupe 1964 1.Olivier GALANT GT5								<b>12</b> Shelby Cobra 289 1963 1.Charles de VILLAUCOURT GT5 1 1 3:12.213 1:20.030 1:10.548 41.635 3:12.213 2 1 2:10.202 27.555 1:04.219 38.428 149.4 5:22.415 3 1 2:06.926 26.253 1:01.475 39.198 171.3 7:29.341 4 1 2:05.248 25.822 1:00.618 38.808 183.6 9:34.589 5 1 2:03.612 25.352 1:00.180 38.080 188.3 11:38.201 6 1 2:02.537 24.956 59.609 37.972 194.9 13:40.738 7 1 3:03.856 <b>B</b> 30.439 1:35.611 57.806 169.8 16:44.594 8 1 5:51.241 4:11.085 1:01.637 38.519 22:35.835 9 1 <b>2:01.631</b> 24.790 <b>59.179</b> <b>37.662</b> 191.9 24:37.466 10 1 2:04.241 25.530 1:00.630 38.081 174.0 26:41.707 11 1 2:03.095 24.713 1:00.384 37.998 191.9 28:44.802 12 1 2:05.919 24.665 1:02.637 38.617 199.1 30:50.721 13 1 2:03.830 <b>24.662</b> 1:00.689 38.479 194.2 32:54.551 14 1 2:26.568 <b>B</b> 26.017 1:05.476 55.075 176.8 35:21.119							
<b>8</b> Jaguar E-Type 3.8 1965 1.Xavier GALANT GT4								<b>21</b> Lotus 15 1958 1.Michael BIRCH 2.Luke STEVENS SP3 1 2 2:49.140 1:06.571 1:04.582 37.987 2:49.140 2 2 2:02.651 25.382 59.516 37.753 188.0 4:51.791 3 2 <b>1:59.451</b> 24.043 <b>58.549</b> <b>36.859</b> 200.6 6:51.242 4 2 2:18.491 <b>B</b> 24.406 1:00.772 53.313 190.9 9:09.733 5 1 5:14.930 3:15.210 1:06.536 53.184 14:24.663 6 1 2:40.352 42.001 1:18.832 39.519 83.0 17:05.015 7 1 2:04.574 24.940 1:01.027 38.607 206.2 19:09.589 8 1 2:04.434 25.241 59.927 39.266 190.2 21:14.023 9 1 2:03.127 24.959 1:00.443 37.725 200.9 23:17.150 10 1 2:02.013 24.832 59.486 37.695 201.3 25:19.163 11 1 2:01.077 23.852 59.666 37.559 219.3 27:20.240 12 1 1:59.768 <b>23.744</b> 58.847 37.177 208.5 29:20.008 13 1 2:49.001 <b>B</b> 28.667 1:17.036 1:03.298 183.9 32:09.009							
<b>11</b> Shelby Cobra 289 1965 1.Frederic WAKEMAN 2.Patrick BLAKENEY-EDWAR GT5								<b>22</b> Jaguar E-Type 3.8 1963 1.Jean-Luc BLANCHEMAIN GT4 1 1 3:10.980 1:21.422 1:08.008 41.550 3:10.980 2 1 2:11.122 27.264 1:04.189 39.669 160.6 5:22.102 3 1 2:08.314 25.811 1:02.918 39.585 183.6 7:30.416 4 1 2:09.018 26.847 1:02.565 39.606 160.4 9:39.434 5 1 2:07.432 26.476 1:01.649 39.307 164.0 11:46.866 6 1 2:07.571 25.744 1:01.516 40.311 173.2 13:54.437 7 1 2:53.463 <b>B</b> 31.730 1:26.601 55.132 143.5 16:47.900 8 1 4:36.426 2:53.988 1:03.490 38.948 21:24.326 9 1 2:04.922 25.533 1:00.866 <b>38.523</b> 181.2 23:29.248 10 1 <b>2:04.799</b> 25.375 <b>1:00.755</b> 38.669 182.1 25:34.047							



SIXTIES' ENDURANCE  
ESTORIL CLASSICS  
PRIVATE PRACTICE

Sector Analysis

Personal Best Session Best B Crossing the finish line in pit lane

Lap	D	Time	Sector 1	Sector 2	Sector 3	T. Spd	Elapsed	Lap	D	Time	Sector 1	Sector 2	Sector 3	T. Spd	Elapsed
11	1	2:07.252	25.724	1:00.897	40.631	186.4	27:41.299								
12	1	2:06.321	26.151	1:01.447	38.723	178.0	29:47.620								
13	1	2:06.535	25.414	1:01.431	39.690	180.6	31:54.155								
14	1	2:05.340	25.406	1:01.171	38.763	181.2	33:59.495								
15	1	2:04.896	25.086	1:01.160	38.650	199.1	36:04.391								
16	1	2:20.901 <b>B</b>	25.008	1:00.843	55.050	189.2	38:25.292								

**23** TVR Griffith 200 1965  
1. Toni SEILER  
2. Peter JOOS  
GT5

1	1	7:55.921	6:04.338	1:08.912	42.671		7:55.921
2	1	2:10.397	26.858	1:03.108	40.431	176.8	10:06.318
3	1	2:06.237	25.537	1:01.163	39.537	190.2	12:12.555
4	1	2:21.941 <b>B</b>	25.143	1:00.655	56.143	186.1	14:34.496
5	1	4:41.521	2:58.033	1:03.240	40.248		19:16.017
6	1	2:09.055	26.111	1:04.100	38.844	192.2	21:25.072
7	1	2:05.111	25.260	1:01.639	38.212	176.5	23:30.183
8	1	2:04.652	24.848	1:01.374	38.430	186.7	25:34.835
9	1	2:28.125 <b>B</b>	25.643	1:05.844	56.638	184.8	28:02.960
10	2	5:33.410	3:40.356	1:10.304	42.750		33:36.370
11	2	2:16.972	27.606	1:06.737	42.629	165.9	35:53.342
12	2	2:12.348	27.935	1:03.916	40.497	169.5	38:05.690
13	2	2:12.413	26.762	1:04.823	40.828	171.1	40:18.103

**24** Jaguar E-Type 3.8 1963  
1. François FILLON  
2. André RAULIN  
GT4

1	1	2:44.363	1:00.015	1:04.828	39.520		2:44.363
2	1	2:10.821	25.837	1:03.706	41.278	180.3	4:55.184
3	1	2:07.631	25.437	1:02.108	40.086	196.3	7:02.815
4	1	2:06.393	25.434	1:02.010	38.949	198.4	9:09.208
5	1	2:05.715	25.437	1:01.655	38.623	202.0	11:14.923
6	1	2:06.823	25.518	1:02.047	39.258	184.2	13:21.746
7	1	2:50.198	26.121	1:40.141	43.936	194.6	16:11.944
8	1	2:22.684 <b>B</b>	25.395	1:02.127	55.162	198.1	18:34.628
9	2	4:52.711	3:09.407	1:04.609	38.695		23:27.339
10	2	2:11.507	25.503	1:07.523	38.481	196.3	25:38.846
11	2	2:05.049	25.367	1:00.994	38.688	189.2	27:43.895
12	2	2:07.192	25.958	1:02.238	38.996	184.5	29:51.087
13	2	2:05.625	25.894	1:00.531	39.200	176.3	31:56.712
14	2	2:05.027	25.452	1:01.041	38.534	182.1	34:01.739
15	2	2:38.300 <b>B</b>	25.320	1:11.539	1:01.441	179.4	36:40.039

**26** Jaguar E-Type 3.8 1962  
1. Patrick KOLB  
2. Timmo H. MOL  
GT4

1	1	5:33.170	3:43.998	1:09.958	39.214		5:33.170
2	1	2:18.865 <b>B</b>	25.373	1:01.851	51.641	193.2	7:52.035
3	1	3:58.149	2:16.922	1:02.609	38.618		11:50.184
4	1	2:12.916	25.769	1:01.443	45.704	193.6	14:03.100
5	1	2:56.477 <b>B</b>	41.776	1:22.221	52.480	82.2	16:59.577
6	2	4:57.933	3:08.367	1:07.993	41.573		21:57.510
7	2	2:17.493	27.023	1:08.526	41.944	198.4	24:15.003
8	2	2:13.515	27.097	1:05.215	41.203	185.4	26:28.518
9	2	2:16.223	27.224	1:08.647	40.352	182.1	28:44.741
10	2	2:14.156	27.222	1:06.388	40.546	162.5	30:58.897
11	2	2:18.090	27.555	1:08.139	42.396	158.6	33:16.987
12	2	2:14.697	28.078	1:06.007	40.612	155.0	35:31.684
13	2	2:14.227	27.061	1:06.132	41.034	187.0	37:45.911
14	2	2:13.944	27.032	1:05.650	41.262	171.3	39:59.855

**27** Jaguar E-Type 3.8 1964  
1. Didier ROBIN  
2. Arnold ROBIN  
GT4

1	2	3:40.152	1:45.901	1:10.156	44.095		3:40.152
2	2	2:05.565	25.501	1:01.477	38.587	197.7	5:45.717
3	2	2:04.486	25.303	1:00.659	38.524	186.7	7:50.203
4	2	2:03.708	24.711	1:00.488	38.509	205.4	9:53.911
5	2	2:18.420 <b>B</b>	24.909	1:02.093	51.418	190.9	12:12.331
6	1	6:22.712	4:38.365	1:04.640	39.707		18:35.043
7	1	2:11.259	25.527	1:04.200	41.532	192.9	20:46.302
8	1	2:07.270	25.610	1:02.461	39.199	186.7	22:53.572
9	1	2:06.895	25.371	1:01.998	39.526	195.3	25:00.467
10	1	2:07.417	25.508	1:01.387	40.522	191.2	27:07.884
11	1	2:20.546	25.278	1:15.630	39.638	193.6	29:28.430
12	1	2:09.324	25.726	1:03.857	39.741	192.9	31:37.754
13	1	2:07.539	25.404	1:02.718	39.417	198.8	33:45.293
14	1	2:08.348	26.527	1:01.792	40.029	204.7	35:53.641
15	1	2:07.252	26.339	1:01.683	39.230	175.2	38:00.893
16	1	2:05.324	25.360	1:01.027	38.937	196.7	40:06.217

**31** Shelby Cobra 289 1964  
1. Benjamin MONNAY  
GT5

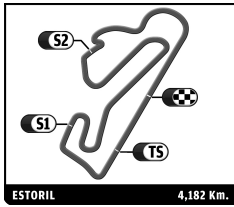
1	1	3:46.664	1:51.619	1:11.208	43.837		3:46.664
2	1	2:05.044	25.306	1:01.058	38.680	190.2	5:51.708
3	1	2:00.879	24.017	58.872	37.990	207.0	7:52.587
4	1	2:18.349 <b>B</b>	23.954	1:01.330	53.065	202.4	10:10.936
5	1	9:10.117	7:18.376	1:13.967	37.774		19:21.053
6	1	2:02.999	23.777	1:00.860	38.362	210.9	21:24.052
7	1	2:01.011	23.705	59.624	37.682	209.3	23:25.063
8	1	2:01.573	23.575	59.294	38.704	210.5	25:26.636
9	1	2:00.354	24.557	58.222	37.575	199.1	27:26.990
10	1	2:34.936 <b>B</b>	27.710	1:11.316	55.910	173.5	30:01.926

**46** Bizzarrini 5300 GT 1965  
1. Volker HICHERT  
2. Björn EBSEN  
GT5

1	1	3:10.637	1:20.625	1:07.500	42.512		3:10.637
2	1	2:05.664	25.595	1:01.185	38.884	187.0	5:16.301
3	1	2:03.879	24.875	1:00.113	38.891	192.2	7:20.180
4	1	2:18.640	24.561	1:14.572	39.507	202.4	9:38.820
5	1	2:05.739	24.992	1:01.113	39.634	191.5	11:44.559
6	1	2:03.402	24.453	1:00.537	38.412	199.9	13:47.961
7	1	2:42.040	28.905	1:31.316	41.819	178.0	16:30.001
8	1	2:31.253 <b>B</b>	25.702	1:04.186	1:01.365	203.2	19:01.254
9	2	8:51.174 <b>B</b>	6:33.743	1:18.405	59.026		27:52.428
10	2	3:06.482	1:22.464	1:04.003	40.015		30:58.910
11	2	2:04.642	24.846	1:00.693	39.103	191.9	33:03.552
12	2	2:07.704	25.567	1:00.873	41.264	177.7	35:11.256
13	2	2:05.480	25.012	1:00.808	39.660	199.9	37:16.736
14	2	2:06.551	26.232	1:01.008	39.311	200.6	39:23.287
15	2	2:04.072	24.973	1:00.630	38.469	193.9	41:27.359

**50** Lotus Elan 26R 1964  
1. Stephan JOEBSTL  
2. Andy WILLIS  
GT2

1	1	2:43.401	59.203	1:04.764	39.434		2:43.401
2	1	2:07.575	26.096	1:02.518	38.961	176.0	4:50.976
3	1	2:06.306	25.455	1:01.685	39.166	202.4	6:57.282
4	1	2:06.928	25.403	1:02.116	39.409	186.1	9:04.210



SIXTIES' ENDURANCE  
ESTORIL CLASSICS  
PRIVATE PRACTICE

Sector Analysis

Personal Best Session Best B Crossing the finish line in pit lane

Lap	D	Time	Sector 1	Sector 2	Sector 3	T. Spd	Elapsed	Lap	D	Time	Sector 1	Sector 2	Sector 3	T. Spd	Elapsed
5	1	2:14.785	32.098	1:03.100	39.587	201.7	11:18.995	8	2	2:10.661	27.231	1:03.361	40.069	209.7	22:02.902
6	1	2:07.572	25.582	1:02.490	39.500	188.6	13:26.567	9	2	2:09.358	26.048	1:03.190	40.120	207.0	24:12.260
7	1	2:52.796	29.860	1:41.749	41.187	192.2	16:19.363	10	2	2:08.053	25.445	1:02.672	39.936	209.3	26:20.313
8	1	2:21.614 B	25.374	1:03.850	52.390	195.3	18:40.977	11	2	2:07.499	25.091	1:02.492	39.916	200.9	28:27.812
9	1	4:40.184	2:59.505	1:01.871	38.808		23:21.161	12	2	2:25.442	27.131	1:16.272	42.039	199.9	30:53.254
10	1	2:05.565	24.913	1:01.695	38.957	198.8	25:26.726	13	2	2:31.755 B	25.633	1:06.594	59.528	199.5	33:25.009
11	1	2:06.601	25.973	1:01.769	38.859	197.0	27:33.327								
12	1	2:06.340	25.087	1:02.331	38.922	198.1	29:39.667								
13	1	2:05.624	25.308	1:01.409	38.907	193.9	31:45.291								
14	1	2:05.740	24.774	1:01.233	39.733	209.7	33:51.031								
15	1	2:04.024	24.516	1:00.794	38.714	208.1	35:55.055								
16	1	2:06.276	25.694	1:01.582	39.000	197.0	38:01.331								
17	1	2:05.335	25.447	1:01.202	38.686	195.3	40:06.666								

51		Shelby Cobra 289 1963					
		1. Maxime GUENAT				GT5	
		2. Yvan MAHE					
1	1	2:17.731	37.893	1:01.593	38.245		2:17.731
2	1	2:00.817	24.170	58.872	37.775	199.1	4:18.548
3	1	2:01.201	24.143	59.012	38.046	216.7	6:19.749
4	1	2:00.994	24.004	59.069	37.921	200.6	8:20.743
5	1	2:00.041	23.680	58.415	37.946	201.7	10:20.784
6	1	1:59.944	23.939	58.378	37.627	201.3	12:20.728
7	1	2:27.275 B	23.835	58.351	1:05.089	207.4	14:48.003
8	1	8:41.224	7:02.777	1:00.480	37.967		23:29.227
9	1	2:00.589	24.337	58.573	37.679	198.8	25:29.816
10	1	2:00.144	23.727	58.753	37.664	212.5	27:29.960
11	1	1:59.470	23.825	58.265	37.380	210.5	29:29.430
12	1	2:12.088 B	24.569	59.388	48.131	181.8	31:41.518

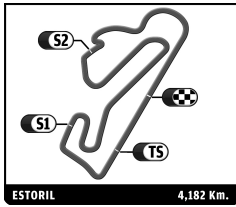
59		Lotus Elan 26R 1965					
		1. Etienne MALEC				GT2	
		2. Paul BIENSTMAN					
1	1	3:39.560	1:39.063	1:15.474	45.023		3:39.560
2	1	2:15.667	27.944	1:07.136	40.587	172.7	5:55.227
3	1	2:16.441	26.849	1:05.316	44.276	173.0	8:11.668
4	1	2:13.423	26.708	1:05.709	41.006	161.6	10:25.091
5	1	2:14.305	26.872	1:05.624	41.809	175.7	12:39.396
6	1	2:45.843 B	26.528	1:11.287	1:08.028	179.4	15:25.239
7	2	4:29.282	2:36.343	1:10.452	42.487		19:54.521
8	2	2:15.092	27.341	1:06.641	41.110	180.9	22:09.613
9	2	2:13.499	26.927	1:05.624	40.948	185.4	24:23.112
10	2	2:12.947	26.543	1:05.516	40.888	198.1	26:36.059
11	2	2:12.606	25.878	1:05.902	40.826	199.9	28:48.665
12	2	2:15.765	26.807	1:07.000	41.958	196.7	31:04.430
13	2	2:12.383	26.079	1:04.789	41.515	196.7	33:16.813
14	2	2:12.179	26.048	1:04.867	41.264	197.7	35:28.992
15	2	2:12.272	26.259	1:05.070	40.943	193.6	37:41.264
16	2	2:12.006	26.170	1:05.014	40.822	202.8	39:53.270

61		Morgan SLR 1961					
		1. Simon OREBI GANN				GT3	
		2. Calum LOCKIE					
1	1	3:07.748	1:08.518	1:14.426	44.804		3:07.748
2	1	2:20.470	28.017	1:10.071	42.382	162.5	5:28.218
3	1	2:14.427	27.305	1:04.425	42.697	173.0	7:42.645
4	1	2:18.327	27.671	1:08.515	42.141	193.6	10:00.972
5	1	2:12.096	25.879	1:04.405	41.812	199.1	12:13.068
6	1	2:38.463 B	26.608	1:05.167	1:06.688	180.3	14:51.531
7	2	5:00.710	3:13.461	1:06.426	40.823		19:52.241

67		Shelby Mustang GT350 1965					
		1. Thomas STUDER				GT5	
1	1	3:49.448	1:58.782	1:07.172	43.494		3:49.448
2	1	2:11.472	28.034	1:02.792	40.646	151.8	6:00.920
3	1	2:08.442	25.547	1:01.998	40.897	182.1	8:09.362
4	1	2:19.657 B	25.294	1:02.585	51.778	181.2	10:29.019
5	1	4:02.947 B	2:02.855	1:03.925	56.167		14:31.966
6	1	4:08.277	2:21.318	1:06.938	40.021		18:40.243
7	1	2:06.578	24.924	1:01.732	39.922	192.5	20:46.821
8	1	2:08.317	25.606	1:02.769	39.942	187.0	22:55.138
9	1	2:07.494	24.992	1:02.013	40.489	198.1	25:02.632
10	1	2:05.640	25.240	1:00.633	39.767	192.9	27:08.272
11	1	2:23.087 B	26.467	1:02.460	54.160	178.0	29:31.359
12	1	5:49.793	4:05.778	1:03.728	40.287		35:21.152
13	1	2:06.392	24.975	1:01.245	40.172	202.0	37:27.544
14	1	2:24.977 B	25.000	1:01.636	58.341	202.8	39:52.521

70		Shelby Cobra Daytona Coupe 1964					
		1. Erwin FRANCE				GT5	
1	1	2:53.503	1:13.554	1:02.694	37.255		2:53.503
2	1	2:00.782	24.020	57.859	38.903	191.9	4:54.285
3	1	1:59.442	23.960	58.219	37.263	196.0	6:53.727
4	1	2:11.831 B	23.698	58.495	49.638	202.8	9:05.558
5	1	7:23.921	5:19.714	1:25.835	38.372		16:29.479
6	1	2:01.298	24.461	58.850	37.987	205.4	18:30.777
7	1	1:59.513	23.978	57.996	37.539	202.4	20:30.290
8	1	1:59.845	23.759	58.668	37.418	200.2	22:30.135
9	1	2:14.563 B	23.610	58.515	52.438	207.0	24:44.698
10	1	5:37.927	4:01.165	59.427	37.335		30:22.625
11	1	1:59.229	24.082	58.014	37.133	207.4	32:21.854
12	1	1:58.807	23.505	58.074	37.228	209.3	34:20.661
13	1	2:20.625 B	25.252	1:01.489	53.884	181.8	36:41.286

73		Jaguar E-Type 3.8 1963					
		1. Laurent JASPERS				GT4	
1	1	3:01.079	1:11.383	1:09.808	39.888		3:01.079
2	1	2:07.932	26.076	1:03.766	38.090	174.0	5:09.011
3	1	2:07.317	25.350	1:03.433	38.534	180.0	7:16.328
4	1	2:06.772	24.970	1:00.352	41.450	177.1	9:23.100
5	1	2:17.695 B	25.115	1:01.677	50.903	186.4	11:40.795
6	1	4:57.055	2:54.521	1:24.139	38.395		16:37.850
7	1	2:03.316	24.047	59.060	40.209	209.3	18:41.166
8	1	2:03.450	24.370	59.659	39.421	190.9	20:44.616
9	1	2:02.480	23.974	59.378	39.128	205.0	22:47.096
10	1	2:02.394	24.111	59.851	38.432	212.1	24:49.490
11	1	2:02.068	24.049	59.833	38.186	199.1	26:51.558
12	1	2:06.324	25.423	1:02.394	38.507	175.7	28:57.882
13	1	2:26.511 B	25.510	1:00.981	1:00.020	180.6	31:24.393
14	1	3:43.596	2:02.843	1:00.874	39.879		35:07.989
15	1	2:02.383	24.096	59.733	38.554	190.6	37:10.372

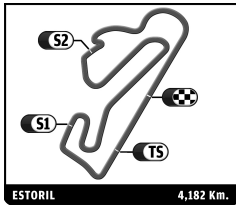


SIXTIES' ENDURANCE  
ESTORIL CLASSICS  
PRIVATE PRACTICE

Sector Analysis

Personal Best Session Best B Crossing the finish line in pit lane

Lap	D	Time	Sector 1	Sector 2	Sector 3	T. Spd	Elapsed	Lap	D	Time	Sector 1	Sector 2	Sector 3	T. Spd	Elapsed	
16	1	2:02.468	23.974	1:00.095	38.399	196.3	39:12.840	17	2	2:11.408	26.511	1:04.558	40.339	179.7	40:45.754	
<b>90</b>	Jaguar E-Type 3.8 1964 1.Carlos F. CRUZ GT4							<b>104</b>	Austin-Healey 100-4 1956 1.François de CHANTERAC GT3 2.Jérémy DA ROCHA							
1	1	3:30.004	1:37.928	1:09.163	42.913		3:30.004	1	2	3:53.004	1:59.403	1:10.264	43.337		3:53.004	
2	1	2:11.600	26.933	1:02.991	41.676	187.3	5:41.604	2	2	2:20.669	29.577	1:08.756	42.336	152.4	6:13.673	
3	1	2:07.115	25.515	1:01.521	40.079	194.6	7:48.719	3	2	2:18.048	28.344	1:07.531	42.173	170.0	8:31.721	
4	1	2:08.376	25.128	1:03.622	39.626	201.7	9:57.095	4	2	2:16.902	<b>27.646</b>	1:07.328	41.928	176.8	10:48.623	
5	1	2:23.595	25.314	1:01.617	56.664	198.8	12:20.690	5	2	2:27.354	<b>B</b>	29.347	1:07.147	50.860	175.7	13:15.977
6	1	4:07.841	1:49.361	1:35.203	43.277		16:28.531	6	2	4:27.175	2:36.199	1:09.151	<b>41.825</b>		17:43.152	
7	1	2:07.061	26.419	1:01.021	<b>39.621</b>	181.5	18:35.592	7	2	<b>2:16.179</b>	27.737	<b>1:06.488</b>	41.954	179.1	19:59.331	
8	1	2:06.348	25.702	1:00.636	40.010	195.3	20:41.940	8	2	2:16.257	27.686	1:06.693	41.878	179.4	22:15.588	
9	1	2:06.759	25.212	<b>1:00.299</b>	41.248	191.9	22:48.699	9	2	2:17.803	27.781	1:07.803	42.219	175.7	24:33.391	
10	1	2:21.390	25.241	1:07.796	48.353	195.3	25:10.089	10	2	2:23.669	<b>B</b>	27.735	1:06.588	49.346	174.0	26:57.060
11	1	3:32.318	1:50.339	1:02.173	39.806		28:42.407	11	1	4:08.445	2:08.736	1:14.376	45.333		31:05.505	
12	1	2:06.289	<b>24.921</b>	1:01.624	39.744	210.9	30:48.696	12	1	2:22.578	28.418	1:09.703	44.457	166.4	33:28.083	
13	1	<b>2:05.648</b>	25.256	1:00.391	40.001	198.4	32:54.344	13	1	2:22.119	28.761	1:09.149	44.209	172.1	35:50.202	
14	1	2:22.441	<b>B</b>	26.954	1:03.120	52.367	35:16.785	14	1	2:23.571	29.057	1:09.847	44.667	170.8	38:13.773	
<b>91</b>	Jaguar E-Type Lightweight 1965 1.Marcus ANDERSON GT4 2.Mark BLAIR							<b>109</b>	Shelby Cobra Daytona Coupe 1965 1.Olivier BREITTMAYER GT5 2.Emile BREITTMAYER							
1	2	3:07.135	1:16.592	1:07.301	43.242		3:07.135	1	2	2:37.420	53.716	1:03.282	40.422		2:37.420	
2	2	2:04.018	24.692	1:01.468	37.858	177.4	5:11.153	2	2	2:08.698	25.830	1:02.898	39.970	177.7	4:46.118	
3	2	2:02.670	24.517	59.745	38.408	188.3	7:13.823	3	2	2:03.751	24.571	59.802	39.378	193.9	6:49.869	
4	2	2:00.316	23.859	58.877	37.580	194.9	9:14.139	4	2	2:02.704	24.379	59.969	38.356	193.9	8:52.573	
5	2	2:14.176	25.416	1:08.837	39.923	193.2	11:28.315	5	2	2:02.782	24.099	59.813	38.870	210.5	10:55.355	
6	2	2:00.309	23.778	58.794	37.737	201.3	13:28.624	6	2	2:03.578	24.592	1:00.363	38.623	199.5	12:58.933	
7	2	2:51.028	28.660	1:41.931	40.437	204.3	16:19.652	7	2	2:51.493	<b>B</b>	25.057	1:24.271	1:02.165	187.0	15:50.426
8	2	2:00.107	<b>23.602</b>	58.744	37.761	200.6	18:19.759	8	2	4:42.265	3:03.945	59.900	38.420		20:32.691	
9	2	<b>1:59.816</b>	23.673	<b>58.675</b>	<b>37.468</b>	198.8	20:19.575	9	2	1:59.957	<b>23.709</b>	58.572	37.676	211.7	22:32.648	
10	2	2:30.727	<b>B</b>	26.587	1:07.578	56.562	22:50.302	10	2	2:01.693	24.021	58.966	38.706	201.3	24:34.341	
11	1	4:41.651	3:01.630	1:01.585	38.436		27:31.953	11	2	2:01.252	23.731	59.000	38.521	204.3	26:35.593	
12	1	2:04.890	24.760	1:01.318	38.812	177.7	29:36.843	12	2	2:02.882	24.843	59.181	38.858	200.9	28:38.475	
13	1	2:05.801	24.957	1:01.223	39.621	181.2	31:42.644	13	2	<b>1:59.624</b>	23.731	<b>58.457</b>	<b>37.436</b>	211.3	30:38.099	
14	1	2:03.815	24.700	1:00.697	38.418	194.6	33:46.459	14	2	2:23.305	<b>B</b>	26.771	1:07.710	48.824	176.3	33:01.404
15	1	2:07.169	25.935	1:02.074	39.160	186.1	35:53.628	<b>116</b>	Shelby Cobra 289 1965 1.Damien KOHLER GT5 2. MAVERICK							
16	1	2:04.065	25.801	1:00.109	38.155	180.9	37:57.693	1	1	2:21.918	39.126	1:03.794	38.998		2:21.918	
17	1	2:03.814	24.738	59.780	39.296	179.4	40:01.507	2	1	2:02.771	24.959	59.547	38.265	197.7	4:24.689	
<b>96</b>	Shelby Cobra 289 1965 1.Fabien SARRAILH GT5 2.Phil MULACEK							3	1	<b>2:01.635</b>	<b>24.675</b>	<b>58.984</b>	<b>37.976</b>	187.3	6:26.324	
1	1	2:25.476	41.188	1:05.026	39.262		2:25.476	4	1	2:03.626	25.334	59.346	38.946	196.7	8:29.950	
2	1	2:05.913	26.289	1:01.121	<b>38.503</b>	166.7	4:31.389	5	1	2:04.979	24.945	1:00.174	39.860	187.6	10:34.929	
3	1	<b>2:04.331</b>	25.041	<b>1:00.534</b>	38.756	186.1	6:35.720	6	1	2:06.552	25.970	1:01.533	39.049	203.9	12:41.481	
4	1	2:04.806	<b>24.717</b>	1:01.056	39.033	192.5	8:40.526	7	1	2:36.584	<b>B</b>	24.981	1:09.477	1:02.126	179.1	15:18.065
5	1	2:07.795	25.791	1:02.057	39.947	165.0	10:48.321	8	2	4:16.285	2:29.030	1:07.840	39.415		19:34.350	
6	1	2:11.505	25.696	1:06.919	38.890	179.1	12:59.826	9	2	2:08.181	25.512	1:04.294	38.375	205.8	21:42.531	
7	1	3:07.729	<b>B</b>	27.982	1:30.911	1:08.836	146.0	16:07.555	10	2	2:04.395	25.421	1:00.372	38.602	197.0	23:46.926
8	2	4:54.632	3:03.515	1:09.743	41.374		21:02.187	11	2	2:09.565	25.048	1:03.769	40.748	193.9	25:56.491	
9	2	2:13.272	26.518	1:06.289	40.465	183.0	23:15.459	12	2	2:04.954	25.436	1:00.429	39.089	188.9	28:01.445	
10	2	2:13.927	26.381	1:05.649	41.897	194.6	25:29.386	13	2	2:06.030	24.974	1:01.281	39.775	203.9	30:07.475	
11	2	2:11.771	26.487	1:04.149	41.135	179.7	27:41.157	14	2	2:09.774	25.794	1:03.652	40.328	190.6	32:17.249	
12	2	2:13.184	27.235	1:05.161	40.788	165.9	29:54.341	15	2	2:10.353	26.582	1:04.495	39.276	177.7	34:27.602	
13	2	2:09.129	26.179	1:02.846	40.104	184.5	32:03.470	16	2	2:35.329	<b>B</b>	27.457	1:05.178	1:02.694	183.0	37:02.931
14	2	2:08.697	26.028	1:03.084	39.585	188.3	34:12.167									
15	2	2:12.138	26.786	1:03.692	41.660	180.6	36:24.305									
16	2	2:10.041	26.578	1:03.833	39.630	182.7	38:34.346									

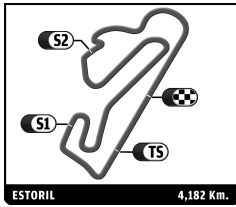


SIXTIES' ENDURANCE  
ESTORIL CLASSICS  
PRIVATE PRACTICE

Sector Analysis

Personal Best Session Best B Crossing the finish line in pit lane

Lap	D	Time	Sector 1	Sector 2	Sector 3	T. Spd	Elapsed	Lap	D	Time	Sector 1	Sector 2	Sector 3	T. Spd	Elapsed
<b>135</b>	Jaguar E-Type 3.8 1961 1. Erwin CREED GT4							12	2	2:04.079	23.642	59.339	41.098	203.9	27:48.030
	1	2:37.027	55.476	1:02.439	39.112		2:37.027	13	2	2:17.498	29.493	1:09.204	38.801	145.4	30:05.528
	2	2:16.266	B 25.160	1:01.353	49.753	175.2	4:53.293	14	2	2:27.642	B 23.705	1:06.768	57.169	208.5	32:33.170
	3	2:50.211	1:09.662	1:01.373	39.176		7:43.504								
	4	2:06.038	25.435	1:01.379	39.224	182.1	9:49.542								
	5	2:17.161	B 25.474	1:01.022	50.665	177.7	12:06.703								
	6	4:18.595	2:02.839	1:34.797	40.959		16:25.298								
	7	2:05.495	25.708	1:00.676	39.111	169.8	18:30.793								
	8	2:14.796	B 24.831	1:00.425	49.540	179.7	20:45.589								
	9	9:50.529	8:10.108	1:01.105	39.316		30:36.118								
	10	2:16.633	B 25.379	1:02.245	49.009	183.0	32:52.751								
	11	2:57.374	1:11.370	1:06.227	39.777		35:50.125								
	12	2:05.592	25.759	1:00.604	39.229	174.9	37:55.717								
	13	2:05.370	25.373	1:00.369	39.628	176.5	40:01.087								
<b>142</b>	Porsche 911 2,0L 1965 1. Stephan KOENIG GT2							11	1	2:21.243	28.066	1:09.384	43.793	173.2	28:19.468
	1	3:33.453	1:41.396	1:10.029	42.028		3:33.453	12	1	3:03.592	B 29.924	1:25.147	1:08.521	174.3	31:23.060
	2	2:12.725	26.787	1:04.517	41.421	189.2	5:46.178	13	1	4:32.744	2:36.077	1:10.611	46.056		35:55.804
	3	2:13.734	27.481	1:05.134	41.119	185.7	7:59.912	14	1	2:18.326	26.985	1:07.154	44.187	185.1	38:14.130
	4	2:10.791	26.128	1:03.762	40.901	200.2	10:10.703	15	1	2:20.770	27.877	1:06.062	46.831	172.4	40:34.900
	5	2:48.127	B 27.199	1:22.572	58.356	200.2	12:58.830								
<b>149</b>	Shelby Cobra 289 1965 1. Andrew SMITH GT5 2. Alasdair MCCAIG							1	2	2:24.858	42.440	1:02.873	39.545		2:24.858
	2	2:03.832	25.031	1:00.400	38.401	181.2	4:28.690	2	2	2:03.832	25.031	1:00.400	38.401	181.2	4:28.690
	3	2:01.663	24.290	58.984	38.389	198.8	6:30.353	3	2	2:01.663	24.290	58.984	38.389	198.8	6:30.353
	4	2:01.583	24.206	59.594	37.783	199.9	8:31.936	4	2	2:01.583	24.206	59.594	37.783	199.9	8:31.936
	5	2:17.040	B 24.536	1:01.561	50.943	197.4	10:48.976	5	2	2:17.040	B 24.536	1:01.561	50.943	197.4	10:48.976
	6	5:06.394	2:47.115	1:28.365	50.914		15:55.370	6	2	5:06.394	2:47.115	1:28.365	50.914		15:55.370
	7	2:01.256	24.050	58.985	38.221	208.9	17:56.626	7	2	2:01.256	24.050	58.985	38.221	208.9	17:56.626
	8	2:23.920	B 25.152	1:06.309	52.459	207.4	20:20.546	8	2	2:23.920	B 25.152	1:06.309	52.459	207.4	20:20.546
	9	4:04.394	2:21.150	1:03.756	39.488		24:24.940	9	1	4:04.394	2:21.150	1:03.756	39.488		24:24.940
	10	2:06.229	25.640	1:01.333	39.256	176.0	26:31.169	10	1	2:06.229	25.640	1:01.333	39.256	176.0	26:31.169
	11	2:07.424	25.818	1:02.024	39.582	190.9	28:38.593	11	1	2:07.424	25.818	1:02.024	39.582	190.9	28:38.593
	12	2:04.574	25.256	1:00.967	38.351	194.6	30:43.167	12	1	2:04.574	25.256	1:00.967	38.351	194.6	30:43.167
	13	2:03.252	24.544	1:00.480	38.228	219.3	32:46.419	13	1	2:03.252	24.544	1:00.480	38.228	219.3	32:46.419
	14	2:03.010	24.979	1:00.102	37.929	194.2	34:49.429	14	1	2:03.010	24.979	1:00.102	37.929	194.2	34:49.429
	15	2:03.987	24.651	1:00.726	38.610	192.5	36:53.416	15	1	2:03.987	24.651	1:00.726	38.610	192.5	36:53.416
	16	2:05.125	24.806	1:01.126	39.193	192.5	38:58.541	16	1	2:05.125	24.806	1:01.126	39.193	192.5	38:58.541
<b>211</b>	MG B 1965 1. Stéphane COLLAS GT2 2. Jules COLLAS							1	1	3:12.160	1:11.724	1:14.101	46.335		3:12.160
	2	2:27.955	31.530	1:12.139	44.286	143.5	5:40.115	2	1	2:27.955	31.530	1:12.139	44.286	143.5	5:40.115
	3	2:23.127	29.522	1:10.032	43.573	149.1	8:03.242	3	1	2:23.127	29.522	1:10.032	43.573	149.1	8:03.242
	4	2:24.356	29.352	1:09.614	45.390	165.4	10:27.598	4	1	2:24.356	29.352	1:09.614	45.390	165.4	10:27.598
	5	6:18.179	B 29.598	1:09.846	4:38.735	157.7	16:45.777	5	1	6:18.179	B 29.598	1:09.846	4:38.735	157.7	16:45.777
	6	14:46.990	...	1:11.522	44.314		31:32.767	6	2	14:46.990	...	1:11.522	44.314		31:32.767
	7	2:21.749	27.973	1:09.285	44.491	170.6	33:54.516	7	2	2:21.749	27.973	1:09.285	44.491	170.6	33:54.516
	8	2:23.175	28.315	1:11.158	43.702	171.6	36:17.691	8	2	2:23.175	28.315	1:11.158	43.702	171.6	36:17.691
	9	2:20.749	28.362	1:09.256	43.131	168.2	38:38.440	9	2	2:20.749	28.362	1:09.256	43.131	168.2	38:38.440
	10	2:21.404	27.550	1:08.473	45.381	173.2	40:59.844	10	2	2:21.404	27.550	1:08.473	45.381	173.2	40:59.844
<b>233</b>	Jaguar E-Type 3.8 1965 1. Dominique REINHARDT GT4 2. Daniel REINHARDT							1	1	2:36.150	49.797	1:06.156	40.197		2:36.150



SIXTIES' ENDURANCE  
ESTORIL CLASSICS  
PRIVATE PRACTICE

Sector Analysis

Personal Best Session Best B Crossing the finish line in pit lane

Lap	D	Time	Sector 1	Sector 2	Sector 3	T. Spd	Elapsed	Lap	D	Time	Sector 1	Sector 2	Sector 3	T. Spd	Elapsed
2	1	2:07.682	25.683	1:01.473	40.526	171.1	4:43.832	1	1	2:41.867	52.829	1:06.398	42.640		2:41.867
3	1	2:04.725	25.756	1:00.075	38.894	169.8	6:48.557	2	1	2:12.179	26.916	1:04.373	40.890	156.8	4:54.046
4	1	2:05.606	24.968	1:01.980	38.658	183.6	8:54.163	3	1	2:09.035	25.462	1:02.707	40.866	185.1	7:03.081
5	1	2:04.029	24.846	1:00.536	38.647	177.4	10:58.192	4	1	2:08.837	25.729	1:02.786	40.322	185.1	9:11.918
6	1	2:22.101	26.439	1:13.783	41.879	172.7	13:20.293	5	1	2:08.948	26.204	1:02.094	40.650	189.6	11:20.866
7	1	2:50.231	25.287	1:41.154	43.790	185.1	16:10.524	6	1	2:07.914	25.305	1:02.681	39.928	192.2	13:28.780
8	1	2:19.197	25.085	1:01.924	52.188	175.4	18:29.721	7	1	3:11.828	29.759	1:43.050	59.019	191.9	16:40.608
9	2	6:06.020	4:10.206	1:10.922	44.892		24:35.741	8	2	4:22.211	2:36.653	1:04.728	40.830		21:02.819
10	2	2:13.906	28.814	1:04.308	40.784	155.0	26:49.647	9	2	2:06.951	26.311	1:01.671	38.969	178.0	23:09.770
11	2	2:10.574	25.956	1:04.613	40.005	189.9	29:00.221	10	2	2:05.408	24.841	1:01.803	38.764	197.4	25:15.178
12	2	2:07.719	25.495	1:02.404	39.820	192.2	31:07.940	11	2	2:05.197	24.880	1:01.188	39.129	198.8	27:20.375
13	2	2:11.343	26.353	1:04.887	40.103	184.8	33:19.283	12	2	2:04.150	24.807	1:00.874	38.469	200.9	29:24.525
14	2	2:09.742	26.572	1:03.747	39.423	178.0	35:29.025	13	2	2:08.710	25.113	1:04.589	39.008	203.2	31:33.235
15	2	2:08.455	25.590	1:03.057	39.808	193.9	37:37.480	14	2	2:03.484	24.631	1:00.765	38.088	199.5	33:36.719
16	2	2:09.092	25.737	1:03.104	40.251	185.7	39:46.572	15	2	2:35.268	28.824	1:07.125	59.319	153.5	36:11.987
17	2	2:09.502	26.498	1:03.344	39.660	171.6	41:56.074								

**269** Porsche 911 2,0L 1965  
1. Vincent KOLB  
2. Max MORITZ  
GT2

1	1	2:24.966	38.105	1:06.483	40.378		2:24.966
2	1	2:08.850	25.894	1:03.015	39.941	184.2	4:33.816
3	1	2:06.994	25.376	1:01.992	39.626	199.5	6:40.810
4	1	2:08.053	25.243	1:02.813	39.997	199.1	8:48.863
5	1	2:08.483	25.271	1:02.754	40.458	199.1	10:57.346
6	1	2:10.634	26.518	1:03.260	40.856	178.5	13:07.980
7	1	2:49.376	28.161	1:31.927	49.288	174.3	15:57.356
8	1	2:12.384	27.993	1:04.824	39.567	178.8	18:09.740
9	1	2:06.859	25.204	1:01.477	40.178	198.8	20:16.599
10	1	2:15.699	25.039	1:03.441	47.219	202.0	22:32.298
11	2	3:28.561	1:43.538	1:04.748	40.275		26:00.859
12	2	2:09.945	26.447	1:03.102	40.396	187.6	28:10.804
13	2	2:08.875	25.834	1:03.219	39.822	180.6	30:19.679
14	2	2:08.992	25.513	1:03.381	40.098	187.3	32:28.671
15	2	2:09.935	25.543	1:03.854	40.538	190.6	34:38.606
16	2	2:09.590	25.587	1:03.716	40.287	188.0	36:48.196
17	2	2:09.160	25.644	1:03.413	40.103	194.2	38:57.356

**369** Shelby Cobra 289 1964  
1. Urs BECK  
2. Patrick SIMON  
GT5

1	1	2:39.783	57.303	1:02.435	40.045		2:39.783
2	1	2:04.187	24.665	59.890	39.632	199.9	4:43.970
3	1	2:02.269	24.591	59.312	38.366	198.1	6:46.239
4	1	2:02.212	24.233	59.672	38.307	209.7	8:48.451
5	1	2:02.160	24.047	1:00.056	38.057	210.9	10:50.611
6	1	2:03.323	24.735	1:00.289	38.299	193.6	12:53.934
7	1	2:29.331	24.237	1:09.404	55.690	205.8	15:23.265
8	1	2:15.303	35.813	1:01.100	38.390	94.6	17:38.568
9	1	2:01.001	24.224	58.672	38.105	215.4	19:39.569
10	1	2:24.098	28.097	1:03.108	52.893	149.6	22:03.667
11	2	4:07.171	2:18.512	1:09.070	39.589		26:10.838
12	2	1:59.640	23.942	58.219	37.479	198.8	28:10.478
13	2	2:00.556	24.707	58.215	37.634	186.7	30:11.034
14	2	1:58.771	23.690	57.690	37.391	208.5	32:09.805
15	2	2:27.335	25.204	1:09.503	52.628	192.2	34:37.140

**472** Lotus Elan 26R 1965  
1. Nick MATTHEWS  
2. Ryan HOOKER  
GT2

**571** Jaguar E-Type 3.8 1965  
1. Jonathan MITCHELL  
GT4

1	1	3:47.953	1:43.901	1:18.023	46.029		3:47.953
2	1	2:35.878	32.124	1:08.989	54.765	148.7	6:23.831
3	1	12:11.895	...	1:02.651	37.907		18:35.726
4	1	2:04.903	26.012	1:00.954	37.937	173.8	20:40.629
5	1	2:01.785	24.768	59.774	37.243	174.3	22:42.414
6	1	2:00.351	24.532	58.826	36.993	196.3	24:42.765
7	1	2:00.220	24.117	59.024	37.079	185.4	26:42.985
8	1	2:02.040	23.963	1:00.551	37.526	202.0	28:45.025
9	1	2:03.322	24.792	1:00.349	38.181	188.3	30:48.347
10	1	2:04.889	26.019	1:00.826	38.044	190.9	32:53.236
11	1	1:58.558	23.862	57.985	36.711	194.6	34:51.794
12	1	1:59.035	23.672	58.387	36.976	190.2	36:50.829
13	1	2:26.005	26.406	1:04.151	55.448	169.0	39:16.834

**707** Jaguar E-Type 3.8 1962  
1. Pierre BESSE  
2. Guillaume GOUBLE  
GT4

1	2	3:50.416	1:38.107	1:22.765	49.544		3:50.416
2	2	2:38.699	32.447	1:14.136	52.116	142.1	6:29.115
3	2	4:11.235	2:22.712	1:07.343	41.180		10:40.350
4	2	2:16.708	27.512	1:07.670	41.526	170.3	12:57.058
5	2	2:55.220	28.357	1:24.352	1:02.511	166.7	15:52.278
6	1	5:39.838	3:49.144	1:09.023	41.671		21:32.116
7	1	2:11.940	26.270	1:03.449	42.221	180.0	23:44.056
8	1	2:14.341	26.137	1:05.850	42.354	173.8	25:58.397
9	1	2:10.816	25.830	1:04.435	40.551	186.7	28:09.213
10	1	2:11.858	26.045	1:04.439	41.374	173.8	30:21.071
11	1	2:09.351	26.475	1:02.567	40.309	182.4	32:30.422
12	1	2:10.525	25.698	1:04.205	40.622	183.3	34:40.947
13	1	2:09.100	25.481	1:03.566	40.053	184.5	36:50.047
14	1	2:08.505	25.624	1:02.721	40.160	183.9	38:58.552