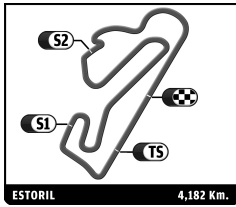


ENDURANCE RACING LEGENDS
ESTORIL CLASSICS
RACE 1

Sector Analysis

Personal Best Session Best B Crossing the finish line in pit lane

Lap	D	Time	Sector 1	Sector 2	Sector 3	T. Spd	Elapsed	Lap	D	Time	Sector 1	Sector 2	Sector 3	T. Spd	Elapsed								
8	Aston Martin DBR9 2006 1. Franz WUNDERLICH 2. Patrick SIMON							GT1B	9	1	1:55.016	B	21.559	52.428	41.029	268.3	16:09.196						
	1	1	1:54.427	26.710	54.231	33.486		1:54.427	10	1	4:18.897	2:50.394	55.357	33.146		20:28.093							
	2	1	1:49.268	22.687	52.846	33.735	218.9	3:43.695	11	1	1:45.774	21.200	51.870	32.704	249.5	22:13.867							
	3	1	1:46.711	21.407	51.745	33.559	213.8	5:30.406	12	1	1:45.415	20.589	51.708	33.118	262.5	23:59.282							
	4	1	1:45.991	21.204	51.792	32.995	229.8	7:16.397	13	1	1:46.644	21.042	51.878	33.724	258.8	25:45.926							
	5	1	1:51.227	20.990	56.339	33.898	233.2	9:07.624	14	1	1:46.482	21.503	52.239	32.740	248.9	27:32.408							
	6	1	1:47.404	21.465	52.123	33.816	228.8	10:55.028	15	1	1:44.956	21.349	51.101	32.506	257.6	29:17.364							
	7	1	1:45.135	20.862	51.626	32.647	233.7	12:40.163	16	1	1:45.035	21.245	51.604	32.186	242.4	31:02.399							
	8	1	1:50.225	21.007	55.463	33.755	242.9	14:30.388	17	1	1:45.186	20.310	51.686	33.190	261.9	32:47.585							
	9	1	1:45.197	21.015	51.391	32.791	251.8	16:15.585	18	1	1:44.948	21.213	50.418	33.317	263.1	34:32.533							
	10	1	2:14.739	B	22.951	1:06.303	45.485	212.9	18:30.324	19	1	1:46.359	20.812	52.062	33.485	255.8	36:18.892						
	11	2	4:46.142	3:20.263	52.303	33.576		23:16.466	20	1	1:45.297	20.968	51.904	32.425	252.9	38:04.189							
	12	2	1:44.855	21.015	51.924	31.916	233.2	25:01.321	21	1	1:43.115	20.855	50.062	32.198	267.6	39:47.304							
	13	2	1:42.010	20.753	49.457	31.800	235.1	26:43.331	22	1	1:44.611	20.907	51.544	32.160	261.3	41:31.915							
	14	2	1:43.286	21.016	49.880	32.390	233.7	28:26.617	19 Saleen S7-R 2001 1. Steve BROOKS GT1B														
	15	2	1:41.691	20.659	49.437	31.595	251.2	30:08.308	1	1	1:51.975	27.005	52.096	32.874		1:51.975							
	16	2	1:43.986	21.556	50.801	31.629	227.4	31:52.294	2	1	1:50.746	23.328	53.529	33.889	212.9	3:42.721							
	17	2	1:45.041	21.444	51.601	31.996	225.6	33:37.335	3	1	1:45.162	20.608	51.298	33.256	238.7	5:27.883							
	18	2	1:42.486	20.701	49.899	31.886	240.8	35:19.821	4	1	1:45.326	20.581	51.527	33.218	251.8	7:13.209							
	19	2	1:46.225	20.622	52.706	32.897	229.3	37:06.046	5	1	1:47.425	20.551	53.966	32.908	260.7	9:00.634							
	20	2	1:45.032	20.495	52.156	32.381	246.7	38:51.078	6	1	1:45.440	20.590	51.454	33.396	251.2	10:46.074							
	21	2	1:44.833	21.337	51.668	31.828	231.2	40:35.911	7	1	1:44.036	20.769	50.891	32.376	258.8	12:30.110							
12 Porsche 993 GT2 1999 1. Henrique GEMPERLE 2. Marc de SIEBENTHAL GT2A								8	1	1:44.528	21.290	50.332	32.906	258.8	14:14.638								
								9	1	1:58.585	B	21.521	52.714	44.350	255.2	16:13.223							
								10	1	4:11.517	2:46.547	52.383	32.587		20:24.740								
								11	1	1:44.885	21.381	51.087	32.417	257.0	22:09.625								
								12	1	1:44.962	20.960	51.026	32.976	256.4	23:54.587								
								13	1	1:44.804	20.349	51.066	33.389	257.0	25:39.391								
								14	1	1:46.322	20.977	51.569	33.776	260.0	27:25.713								
								15	1	1:46.122	21.627	51.736	32.759	231.7	29:11.835								
								16	1	1:44.549	20.373	51.084	33.092	255.8	30:56.384								
								17	1	1:44.423	20.783	51.229	32.411	257.6	32:40.807								
								18	1	1:45.988	21.899	51.096	32.993	219.3	34:26.795								
								19	1	1:45.051	20.839	51.680	32.532	260.0	36:11.846								
								20	1	1:43.087	20.325	50.627	32.135	261.3	37:54.933								
								21	1	1:44.468	20.375	51.446	32.647	263.1	39:39.401								
								22	1	1:44.718	20.541	50.677	33.500	252.9	41:24.119								
								25 Lola-MG EX264 2005 1. Mike NEWTON LMP2B								1	1	1:45.639	23.582	50.353	31.704		1:45.639
																2	1	2:08.509	41.734	54.111	32.664	268.9	3:54.148
																3	1	1:50.385	22.888	54.581	32.916	227.4	5:44.533
																4	1	1:46.937	22.065	52.100	32.772	254.7	7:31.470
																5	1	1:57.119	20.914	52.241	43.964	265.7	9:28.589
																6	1	1:55.845	21.966	59.665	34.214	224.2	11:24.434
																7	1	1:45.665	20.559	52.613	32.493	268.3	13:10.099
8	1	1:47.458	21.317	53.955	32.186	270.2	14:57.557																
9	1	1:46.767	21.278	52.550	32.939	252.3	16:44.324																
10	1	1:46.939	20.545	52.945	33.449	247.2	18:31.263																
14 Maserati MC12 GT1 2005 1. Evgeny KIREEV GT1B								11	1	1:47.279	20.875	52.964	33.440	260.0	20:18.542								
								12	1	1:57.427	B	21.930	53.825	41.672	264.4	22:15.969							
								13	1	4:11.977	2:45.503	53.125	33.349		26:27.946								
								14	1	1:47.031	21.342	51.968	33.721	247.2	28:14.977								
								15	1	1:49.411	20.885	53.846	34.680	261.3	30:04.388								
								1	1	1:51.202	25.797	52.117	33.288		1:51.202								
								2	1	1:51.022	23.712	53.487	33.823	250.0	3:42.224								
								3	1	1:45.125	20.630	51.303	33.192	245.6	5:27.349								
								4	1	1:45.558	20.269	52.028	33.261	267.0	7:12.907								
								5	1	1:47.148	20.583	53.881	32.684	263.1	9:00.055								
6	1	1:45.522	20.685	51.534	33.303	259.4	10:45.577																
7	1	1:44.175	20.713	50.951	32.511	253.5	12:29.752																
8	1	1:44.428	21.005	50.567	32.856	255.2	14:14.180																



ENDURANCE RACING LEGENDS
ESTORIL CLASSICS
RACE 1

Sector Analysis

Personal Best Session Best B Crossing the finish line in pit lane

Lap	D	Time	Sector 1	Sector 2	Sector 3	T. Spd	Elapsed	Lap	D	Time	Sector 1	Sector 2	Sector 3	T. Spd	Elapsed
16	1	1:47.062	20.876	52.854	33.332	268.3	31:51.450	13	1	1:43.396	20.261	49.497	33.638	238.2	25:31.236
17	1	1:46.931	21.477	53.502	31.952	260.7	33:38.381	14	1	1:43.956	20.124	49.995	33.837	241.3	27:15.192
18	1	1:42.757	20.207	50.369	32.181	263.8	35:21.138	15	1	1:41.307	20.071	49.693	31.543	253.5	28:56.499
19	1	1:43.875	19.819	51.224	32.832	267.0	37:05.013	16	1	1:42.628	20.964	50.175	31.489	224.2	30:39.127
20	1	1:46.248	20.630	52.821	32.797	265.0	38:51.261	17	1	1:41.115	20.342	49.082	31.691	227.4	32:20.242
21	1	1:47.208	20.825	53.146	33.237	265.7	40:38.469	18	1	1:42.968	20.356	49.953	32.659	223.7	34:03.210

29 Porsche 996 GT3-RSR 2006
1.Christian TRABER GT2C

1	1	2:05.029	31.071	58.290	35.668		2:05.029
2	1	1:59.124	24.663	57.314	37.147	191.5	4:04.153
3	1	1:54.510	23.246	55.428	35.836	220.6	5:58.663
4	1	1:51.468	22.032	54.343	35.093	226.9	7:50.131
5	1	1:51.018	22.122	54.268	34.628	232.7	9:41.149
6	1	1:55.401	22.951	55.266	37.184	231.7	11:36.550
7	1	1:55.156	25.616	54.696	34.844	195.6	13:31.706
8	1	1:52.357	22.027	56.055	34.275	236.7	15:24.063
9	1	2:01.394	22.504	54.132	44.758	217.6	17:25.457

36 Porsche 993 GT2 1997
1.Mark SUMPTER GT2A

1	1	2:04.109	30.469	57.212	36.428		2:04.109
2	1	1:56.343	24.125	57.249	34.969	214.2	4:00.452
3	1	1:53.203	22.328	55.542	35.333	227.4	5:53.655
4	1	1:52.082	22.243	54.867	34.972	233.7	7:45.737
5	1	1:52.184	21.808	54.953	35.423	234.6	9:37.921
6	1	1:56.839	23.036	55.325	38.478	236.7	11:34.760
7	1	1:53.393	23.304	55.058	35.031	223.3	13:28.153
8	1	1:52.011	22.703	54.615	34.693	228.8	15:20.164
9	1	1:50.708	22.064	53.851	34.793	234.2	17:10.872
10	1	1:51.053	22.059	54.013	34.981	229.3	19:01.925
11	1	1:53.785	23.067	55.277	35.441	218.4	20:55.710
12	1	2:05.307	22.606	54.169	48.532	218.9	23:01.017
13	1	4:15.334	2:43.592	56.499	35.243		27:16.351
14	1	1:49.705	21.713	53.269	34.723	232.2	29:06.056
15	1	1:50.371	22.054	53.691	34.626	232.2	30:56.427
16	1	1:50.616	22.409	53.646	34.561	216.3	32:47.043
17	1	1:51.068	22.922	53.978	34.168	239.7	34:38.111
18	1	1:50.432	21.681	54.141	34.610	227.9	36:28.543
19	1	1:50.839	22.941	53.634	34.264	235.1	38:19.382
20	1	1:52.879	23.507	54.720	34.652	214.6	40:12.261
21	1	1:51.218	22.065	54.495	34.658	217.1	42:03.479

43 Lotus Elise GT1 1997
1.Loris HEZEMANS
2.Mike HEZEMANS GT1A

1	2	1:46.902	24.149	50.346	32.407		1:46.902
2	2	1:43.333	20.820	50.741	31.772	263.1	3:30.235
3	2	1:42.316	19.822	49.859	32.635	270.9	5:12.551
4	2	1:43.806	19.770	49.979	34.057	272.2	6:56.357
5	2	1:43.030	21.311	50.040	31.679	217.6	8:39.387
6	2	1:42.077	20.478	49.962	31.637	280.5	10:21.464
7	2	1:41.039	19.926	49.299	31.814	278.4	12:02.503
8	2	1:47.167	20.494	49.801	36.872	261.9	13:49.670
9	2	1:51.474	20.504	49.904	41.066	267.6	15:41.144
10	1	4:42.944	3:17.755	52.430	32.759		20:24.088
11	1	1:43.141	20.293	50.192	32.656	233.7	22:07.229
12	1	1:40.611	20.202	48.917	31.492	231.7	23:47.840

46 Maserati MC12 GT1 2005
1.Joe MACARI
2.Dario FRANCHITTI GT1B

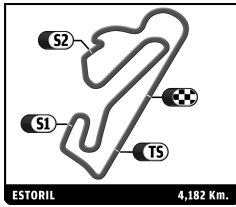
1	1	1:50.288	25.127	51.971	33.190		1:50.288
2	1	1:49.665	23.633	51.971	34.061	253.5	3:39.953
3	1	1:46.359	20.765	52.180	33.414	258.8	5:26.312
4	1	1:49.291	20.683	55.170	33.438	261.3	7:15.603
5	1	1:46.969	20.703	53.382	32.884	240.3	9:02.572
6	1	1:44.732	20.616	51.350	32.766	228.3	10:47.304
7	1	1:44.069	20.812	50.766	32.491	234.6	12:31.373
8	1	1:45.156	20.929	51.814	32.413	229.3	14:16.529
9	1	1:50.182	20.454	52.954	36.774	253.5	16:06.711
10	1	1:46.014	21.339	51.613	33.062	240.3	17:52.725
11	1	1:44.955	20.635	51.751	32.569	235.1	19:37.680
12	1	1:56.365	20.862	54.752	40.751	238.7	21:34.045
13	2	4:39.199	3:16.121	50.982	32.096		26:13.244
14	2	1:42.028	20.629	49.321	32.078	266.3	27:55.272
15	2	1:42.564	20.181	50.064	32.319	253.5	29:37.836
16	2	1:41.755	19.916	49.710	32.129	261.9	31:19.591
17	2	1:40.495	19.757	49.523	31.215	272.9	33:00.086
18	2	1:40.097	19.908	49.264	30.925	269.6	34:40.183
19	2	1:43.071	19.963	50.134	32.974	268.9	36:23.254
20	2	1:41.064	19.792	49.014	32.258	272.2	38:04.318
21	2	1:39.436	19.802	48.487	31.147	272.9	39:43.754
22	2	1:39.264	19.511	48.332	31.421	274.2	41:23.018

50 Porsche 996 RSR TT 2006
1.Michael FÖVENY
2.Stefan ROITMAYER GT1B

1	2	2:00.494	30.007	56.250	34.237		2:00.494
2	2	1:48.144	22.439	52.795	32.910	200.6	3:48.638
3	2	1:44.980	21.330	51.161	32.489	224.2	5:33.618
4	2	1:43.535	20.793	50.488	32.254	241.8	7:17.153
5	2	1:46.134	20.812	52.381	32.941	251.8	9:03.287
6	2	1:45.208	20.676	51.732	32.800	231.7	10:48.495
7	2	1:43.655	20.656	50.674	32.325	231.2	12:32.150
8	2	1:45.255	20.657	51.754	32.844	246.7	14:17.405
9	2	1:48.167	20.333	52.601	35.233	271.5	16:05.572
10	2	1:45.531	21.665	50.441	33.425	253.5	17:51.103
11	2	1:55.173	20.496	51.390	43.287	261.9	19:46.276
12	2	4:46.297	2:57.673	1:05.870	42.754		24:32.573
13	2	2:08.925	25.279	1:04.132	39.514	192.5	26:41.498
14	2	2:04.783	25.299	1:00.273	39.211	206.2	28:46.281
15	2	2:02.633	24.336	59.893	38.404	199.9	30:48.914
16	2	2:05.681	23.897	1:02.563	39.221	207.7	32:54.595
17	2	2:02.915	23.403	1:00.997	38.515	224.2	34:57.510
18	2	2:02.567	24.446	59.578	38.543	186.4	37:00.077
19	2	2:02.892	23.643	1:01.906	37.343	211.3	39:02.969

50 Porsche 996 RSR TT 2006
1.Michael FÖVENY
2.Stefan ROITMAYER GT1B

1	2	2:00.494	30.007	56.250	34.237		2:00.494
2	2	1:48.144	22.439	52.795	32.910	200.6	3:48.638
3	2	1:44.980	21.330	51.161	32.489	224.2	5:33.618
4	2	1:43.535	20.793	50.488	32.254	241.8	7:17.153
5	2	1:46.134	20.812	52.381	32.941	251.8	9:03.287
6	2	1:45.208	20.676	51.732	32.800	231.7	10:48.495
7	2	1:43.655	20.656	50.674	32.325	231.2	12:32.150
8	2	1:45.255	20.657	51.754	32.844	246.7	14:17.405
9	2	1:48.167	20.333	52.601	35.233	271.5	16:05.572
10	2	1:45.531	21.665	50.441	33.425	253.5	17:51.103
11	2	1:55.173	20.496	51.390	43.287	261.9	19:46.276
12	2	4:46.297	2:57.673	1:05.870	42.754		24:32.573
13	2	2:08.925	25.279	1:04.132	39.514	192.5	26:41.498
14	2	2:04.783	25.299	1:00.273	39.211	206.2	28:46.281
15	2	2:02.633	24.336	59.893	38.404	199.9	30:48.914
16	2	2:05.681	23.897	1:02.563	39.221	207.7	32:54.595
17	2	2:02.915	23.403	1:00.997	38.515	224.2	34:57.510
18	2	2:02.567	24.446	59.578	38.543	186.4	37:00.077
19	2	2:02.892	23.643	1:01.906	37.343	211.3	39:02.969

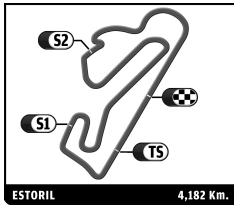


ENDURANCE RACING LEGENDS
ESTORIL CLASSICS
RACE 1

Sector Analysis

Personal Best Session Best B Crossing the finish line in pit lane

Lap	D	Time	Sector 1	Sector 2	Sector 3	T. Spd	Elapsed	Lap	D	Time	Sector 1	Sector 2	Sector 3	T. Spd	Elapsed
20	2	2:00.776	24.045	58.358	38.373	203.5	41:03.745	6	1	2:20.003	28.377	1:05.812	45.814	190.6	13:55.444
63 Chevrolet Corvette C6 ZR1 2010 1. John EMBERSON 2. Nigel GREENSALL GT2C								7	1	2:10.438	25.687	1:02.927	41.824	200.9	16:05.882
1	1	2:00.555	28.563	56.864	35.128		2:00.555	8	1	2:17.995 B	26.389	1:01.127	50.479	169.5	18:23.877
2	1	1:52.857	23.787	54.480	34.590	186.4	3:53.412	9	1	4:42.553	2:58.234	1:03.454	40.865		23:06.430
3	1	1:52.148	23.201	54.404	34.543	206.2	5:45.560	10	1	2:09.370	25.385	1:03.416	40.569	183.6	25:15.800
4	1	1:50.485	22.517	53.941	34.027	203.2	7:36.045	11	1	2:12.696	28.208	1:03.590	40.898	188.3	27:28.496
5	1	1:50.233	22.883	53.606	33.744	224.6	9:26.278	12	1	2:10.685	26.723	1:02.937	41.025	180.9	29:39.181
6	1	1:53.722	21.914	57.823	33.985	228.8	11:20.000	13	1	2:08.590	25.648	1:02.518	40.424	171.6	31:47.771
7	1	1:49.840	23.079	53.075	33.686	209.3	13:09.840	14	1	2:10.929	26.596	1:04.003	40.330	189.6	33:58.700
8	1	1:50.155	22.317	53.632	34.206	231.2	14:59.995	15	1	2:09.530	25.937	1:03.645	39.948	179.4	36:08.230
9	1	1:49.684	21.984	53.288	34.412	222.4	16:49.679	16	1	2:09.190	26.285	1:03.300	39.605	180.6	38:17.420
10	1	2:01.405 B	21.987	54.803	44.615	210.9	18:51.084	17	1	2:13.731	25.200	1:08.697	39.834	179.1	40:31.151
11	2	4:14.988	2:48.330	53.819	32.839		23:06.072	75 Porsche 997 GT3 RSR 2009 1. Lee MAXTED-PAGE GT2C							
12	2	1:45.346	20.889	51.488	32.969	239.7	24:51.418	1	1	2:02.836	29.425	57.473	35.938		2:02.836
13	2	1:45.421	20.790	51.213	33.418	242.9	26:36.839	2	1	1:55.574	23.984	56.243	35.347	229.8	3:58.410
14	2	1:45.938	21.208	52.283	32.447	232.2	28:22.777	3	1	1:51.854	22.281	54.805	34.768	240.8	5:50.264
15	2	1:45.094	20.722	51.278	33.094	240.8	30:07.871	4	1	1:54.111	23.591	55.757	34.763	252.3	7:44.375
16	2	1:47.360	22.464	52.415	32.481	228.8	31:55.231	5	1	1:51.600	21.999	55.218	34.383	241.3	9:35.975
17	2	1:45.485	20.840	51.872	32.773	237.2	33:40.716	6	1	1:58.974	24.999	56.115	37.860	208.1	11:34.949
18	2	1:43.378	20.579	50.886	31.913	248.4	35:24.094	7	1	1:53.771	24.347	54.603	34.821	210.9	13:28.720
19	2	1:43.605	20.346	51.015	32.244	254.1	37:07.699	8	1	1:52.081	23.044	54.847	34.190	236.7	15:20.801
20	2	1:45.680	20.749	51.626	33.305	243.4	38:53.379	9	1	1:50.489	21.879	54.252	34.358	238.2	17:11.290
21	2	1:47.442	20.958	53.849	32.635	248.9	40:40.821	10	1	1:50.865	22.540	54.045	34.280	236.7	19:02.155
66 Porsche 993 GT2 1999 1. Kyle TILLEY 2. Marino FRANCHITTI GT2A								11	1	2:00.857 B	21.970	54.982	43.905	249.5	21:03.012
1	1	2:13.886	38.700	59.442	35.744		2:13.886	12	1	4:15.127	2:43.680	56.302	35.145		25:18.139
2	1	1:54.935	23.251	56.211	35.473	200.9	4:08.821	13	1	1:52.485	23.133	54.670	34.682	228.3	27:10.624
3	1	1:55.121	22.934	55.427	36.760	214.2	6:03.942	14	1	1:52.334	22.455	55.099	34.780	224.2	29:02.958
4	1	1:53.695	22.559	55.857	35.279	213.4	7:57.637	15	1	1:51.511	22.458	54.519	34.534	235.1	30:54.469
5	1	1:52.948	22.413	55.479	35.056	209.3	9:50.585	16	1	1:51.940	22.229	55.168	34.543	227.4	32:46.409
6	1	1:53.483	22.992	55.470	35.021	205.4	11:44.068	17	1	1:51.151	23.151	53.750	34.250	239.2	34:37.560
7	1	1:58.380	24.450	57.404	36.526	203.9	13:42.448	18	1	1:52.014	21.801	56.126	34.087	236.2	36:29.574
8	1	1:53.193	22.180	54.997	36.016	214.6	15:35.641	19	1	1:50.140	22.630	53.634	33.876	245.1	38:19.714
9	1	1:51.696	22.272	54.674	34.750	218.9	17:27.337	20	1	1:51.532	22.925	54.351	34.256	228.3	40:11.246
10	1	1:52.960	22.405	55.417	35.138	221.5	19:20.297	21	1	1:51.269	22.846	54.140	34.283	244.5	42:02.515
11	1	2:01.192 B	22.821	55.516	42.855	196.7	21:21.489	76 Porsche 996 GT3-RSR 2006 1. Jean-Lou RIHON 2. Nick PADMORE GT2C							
12	2	3:59.057	2:23.749	59.638	35.670		25:20.546	1	1	2:06.296	32.486	58.109	35.701		2:06.296
13	2	1:55.466	23.799	56.318	35.349	194.6	27:16.012	2	1	1:57.387	23.616	56.232	37.539	205.8	4:03.683
14	2	1:51.397	22.815	54.262	34.320	208.9	29:07.409	3	1	1:53.086	23.129	54.778	35.179	218.9	5:56.769
15	2	1:51.051	22.399	54.391	34.261	207.0	30:58.460	4	1	1:51.440	22.451	54.291	34.698	212.5	7:48.209
16	2	1:51.335	22.393	54.675	34.267	215.9	32:49.795	5	1	1:51.662	22.481	54.357	34.824	222.8	9:39.871
17	2	1:49.327	22.275	53.008	34.044	214.6	34:39.122	6	1	1:55.525	22.489	55.834	37.202	222.4	11:35.396
18	2	1:51.005	22.551	54.238	34.216	191.9	36:30.127	7	1	1:53.945	24.730	54.337	34.878	212.1	13:29.341
19	2	1:51.660	24.295	53.726	33.639	208.9	38:21.787	8	1	1:52.645	22.922	55.114	34.609	239.7	15:21.986
20	2	1:55.112	21.859	58.837	34.416	219.7	40:16.899	9	1	1:50.455	21.707	54.157	34.591	225.6	17:12.441
21	2	1:48.611	22.192	53.003	33.416	212.1	42:05.510	10	1	1:50.748	22.149	54.049	34.550	234.6	19:03.189
69 Porsche 996 GT3 RS 2001 1. Paul PHILLIPS GT2B								11	1	2:03.525 B	22.310	55.630	45.585	227.4	21:06.714
1	1	2:28.061	38.803	1:06.758	42.500		2:28.061	12	2	4:42.128	3:12.095	55.585	34.448		25:48.842
2	1	2:15.851	27.901	1:06.616	41.334	150.0	4:43.912	13	2	1:51.198	22.569	53.584	35.045	201.3	27:40.040
3	1	2:14.783	27.731	1:05.898	41.154	165.2	6:58.695	14	2	1:51.462	22.271	55.087	34.104	196.3	29:31.502
4	1	2:18.330	27.654	1:08.918	41.758	157.2	9:17.025	15	2	1:49.949	22.376	53.179	34.394	184.8	31:21.451
5	1	2:18.416	28.091	1:08.333	41.992	140.6	11:35.441	16	2	1:48.608	22.047	52.961	33.600	192.9	33:10.059
								17	2	1:48.042	21.837	52.784	33.421	194.6	34:58.101
								18	2	1:47.631	21.512	52.566	33.553	220.2	36:45.732

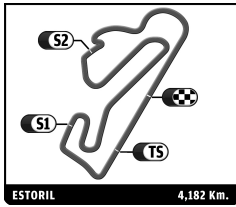


ENDURANCE RACING LEGENDS
ESTORIL CLASSICS
RACE 1

Sector Analysis

Personal Best Session Best B Crossing the finish line in pit lane

Lap	D	Time	Sector 1	Sector 2	Sector 3	T. Spd	Elapsed	Lap	D	Time	Sector 1	Sector 2	Sector 3	T. Spd	Elapsed
19	2	1:49.953	21.251	53.893	34.809	214.2	38:35.685								
20	2	1:48.849	21.362	53.040	34.447	216.7	40:24.534								
84		Porsche 996 GT3 RS 2001 1.Erik MARIS GT2B													
1	1	2:04.647	31.494	57.301	35.852		2:04.647								
2	1	1:54.231	23.218	56.582	34.431	216.7	3:58.878								
3	1	1:51.781	22.717	54.810	34.254	243.4	5:50.659								
4	1	1:52.829	22.555	55.371	34.903	233.7	7:43.488								
5	1	1:55.500	22.002	55.521	37.977	230.2	9:38.988								
6	1	1:57.028	23.998	55.714	37.316	205.4	11:36.016								
7	1	1:54.191	24.827	54.912	34.452	212.9	13:30.207								
8	1	1:52.437	22.516	55.439	34.482	224.2	15:22.644								
9	1	1:50.282	21.861	54.388	34.033	228.3	17:12.926								
10	1	1:50.909	22.009	54.659	34.241	224.6	19:03.835								
11	1	2:00.523	22.016	54.837	43.670	229.3	21:04.358								
12	1	4:27.276	2:55.733	56.146	35.397		25:31.634								
13	1	1:52.730	22.003	54.750	35.977	217.6	27:24.364								
14	1	1:51.555	22.236	54.595	34.724	225.6	29:15.919								
15	1	1:52.941	22.079	55.990	34.872	224.6	31:08.860								
16	1	1:51.509	22.050	54.868	34.591	223.7	33:00.369								
17	1	1:50.958	21.901	54.810	34.247	230.2	34:51.327								
18	1	1:51.772	22.081	55.020	34.671	230.7	36:43.099								
19	1	1:52.212	21.949	55.292	34.971	225.6	38:35.311								
20	1	1:55.357	23.194	56.519	35.644	236.2	40:30.668								
136		Porsche 997 GT3 RSR 2007 1.Vincent KOLB GT2C 2.Max MORITZ													
1	1	1:58.115	28.025	55.417	34.673		1:58.115								
2	1	1:54.813	24.262	55.844	34.707	188.9	3:52.928								
3	1	1:50.787	22.857	53.755	34.175	213.4	5:43.715								
4	1	1:51.283	22.552	54.482	34.249	226.5	7:34.998								
5	1	1:49.879	21.818	53.570	34.491	232.7	9:24.877								
6	1	1:53.165	21.947	56.972	34.246	231.7	11:18.042								
7	1	1:48.542	21.551	52.937	34.054	239.2	13:06.584								
8	1	1:48.433	21.378	52.836	34.219	235.7	14:55.017								
9	1	1:47.819	21.323	52.699	33.797	234.6	16:42.836								
10	1	1:50.794	21.392	54.240	35.162	239.7	18:33.630								
11	1	1:59.232	22.227	53.515	43.490	218.9	20:32.862								
12	2	4:33.671	2:57.593	1:00.103	35.975		25:06.533								
13	2	1:54.819	22.929	56.283	35.607	205.4	27:01.352								
14	2	1:53.613	22.489	55.740	35.384	208.1	28:54.965								
15	2	1:53.112	22.621	54.834	35.657	215.4	30:48.077								
16	2	1:51.779	21.872	55.111	34.796	224.6	32:39.856								
17	2	1:54.522	23.407	54.673	36.442	215.0	34:34.378								
18	2	1:55.274	22.985	57.294	34.995	210.9	36:29.652								
19	2	1:51.280	22.891	54.377	34.012	219.7	38:20.932								
20	2	2:13.846	22.106	1:16.422	35.318	222.4	40:34.778								
140		Reynard Nasamax 2004 1.Sebastian GLASER LMP1B													
1	1	1:43.704	22.877	49.343	31.484		1:43.704								
2	1	1:40.175	19.859	48.958	31.358	258.2	3:23.879								
3	1	1:40.056	20.180	48.781	31.095	242.4	5:03.935								
4	1	1:42.287	19.849	51.192	31.246	259.4	6:46.222								
5	1	1:40.028	19.734	48.950	31.344	253.5	8:26.250								
6	1	1:39.730	19.792	48.592	31.346	258.2	10:05.980								
7	1	1:40.845	20.007	49.152	31.686	246.7	11:46.825								
8	1	2:07.981	20.432	51.575	55.974	250.6	13:54.806								
9	1	1:40.561	20.025	48.919	31.617	266.3	15:35.367								
10	1	1:52.045	19.710	49.155	43.180	264.4	17:27.412								
11	1	4:02.642	2:41.356	49.873	31.413		21:30.054								
12	1	1:42.422	20.575	49.417	32.430	263.1	23:12.476								
13	1	1:44.309	20.186	51.947	32.176	259.4	24:56.785								
14	1	1:41.241	19.566	49.121	32.554	266.3	26:38.026								
15	1	1:40.704	20.096	49.388	31.220	249.5	28:18.730								
16	1	1:41.696	19.466	49.621	32.609	263.1	30:00.426								
17	1	1:44.117	19.835	52.090	32.192	270.9	31:44.543								
18	1	1:41.911	19.795	50.016	32.100	268.9	33:26.454								
19	1	1:41.708	19.995	50.219	31.494	261.9	35:08.162								
20	1	1:42.295	19.851	50.403	32.041	258.2	36:50.457								
21	1	1:45.116	20.190	51.270	33.656	257.0	38:35.573								
22	1	1:45.295	19.988	52.168	33.139	261.3	40:20.868								
156		Porsche 996 RSR TT 2002 1.Pierre AVIRON-VIOLET GT1B													
1	1	2:37.278	34.333	1:10.030	52.915		2:37.278								
2	1	8:40.839	6:24.265	1:16.646	59.928		11:18.117								
178		Ferrari F430 GTC Evo 2009 1.Adrian NEWWEY GT2C													
1	1	2:02.994	29.784	57.534	35.676		2:02.994								



ENDURANCE RACING LEGENDS
ESTORIL CLASSICS
RACE 1

Sector Analysis

Personal Best Session Best B Crossing the finish line in pit lane

Lap	D	Time	Sector 1	Sector 2	Sector 3	T. Spd	Elapsed
2	1	1:52.004	22.522	55.277	34.205	248.4	3:54.998
3	1	1:52.114	22.870	55.023	34.221	227.9	5:47.112
4	1	1:49.664	21.904	53.675	34.085	236.7	7:36.776
5	1	1:50.381	22.474	53.832	34.075	240.3	9:27.157
6	1	1:53.390	21.666	57.797	33.927	242.9	11:20.547
7	1	1:48.893	22.014	53.174	33.705	238.2	13:09.440
8	1	1:48.460	21.525	53.574	33.361	252.3	14:57.900
9	1	1:48.615	22.089	53.107	33.419	257.0	16:46.515
10	1	1:47.965	21.101	52.745	34.119	257.0	18:34.480
11	1	1:50.065	22.055	54.419	33.591	236.7	20:24.545
12	1	1:49.141	22.123	53.231	33.787	238.2	22:13.686
13	1	1:59.919 B	22.038	53.560	44.321	235.7	24:13.605
14	1	4:17.656	2:48.465	54.918	34.273		28:31.261
15	1	1:49.213	21.556	53.686	33.971	251.2	30:20.474
16	1	1:51.766	21.318	54.178	36.270	249.5	32:12.240
17	1	1:51.646	22.191	54.322	35.133	242.4	34:03.886
18	1	1:52.563	21.959	55.052	35.552	241.8	35:56.449
19	1	1:54.345	22.742	56.132	35.471	244.5	37:50.794
20	1	1:52.880	22.035	55.740	35.105	241.3	39:43.674
21	1	1:51.313	21.932	55.320	34.061	244.5	41:34.987

179 Porsche 993 GT2 1999
1. Jean-Louis BONNET GT2A

1	1	2:25.963	37.037	1:06.631	42.295		2:25.963
2	1	2:16.877	28.080	1:06.537	42.260	186.1	4:42.840
3	1	2:14.426	27.254	1:06.410	40.762	187.3	6:57.266
4	1	2:18.387	28.065	1:08.080	42.242	167.5	9:15.653
5	1	2:17.506	28.736	1:07.041	41.729	164.2	11:33.159
6	1	2:20.299	27.528	1:07.141	45.630	200.6	13:53.458
7	1	2:17.800	26.781	1:07.564	43.455	182.4	16:11.258
8	1	2:32.593 B	26.984	1:09.812	55.797	186.4	18:43.851
9	1	4:35.387	2:49.183	1:05.716	40.488		23:19.238
10	1	2:12.175	27.089	1:04.414	40.672	182.7	25:31.413
11	1	2:11.014	26.096	1:04.521	40.397	174.3	27:42.427
12	1	2:10.200	25.610	1:03.161	41.429	207.7	29:52.627
13	1	2:11.246	26.793	1:04.507	39.946	200.9	32:03.873
14	1	2:08.523	26.623	1:02.679	39.221	185.4	34:12.396
15	1	2:13.717	27.755	1:05.007	40.955	182.1	36:26.113
16	1	2:14.350	28.248	1:05.447	40.655	168.2	38:40.463
17	1	2:09.306	27.229	1:02.882	39.195	194.6	40:49.769

188 Porsche 997 GT3 RSR 2009
1. Steven OSBORNE GT2C

1	1	2:05.713	31.909	57.990	35.814		2:05.713
2	1	1:55.562	23.307	56.777	35.478	207.7	4:01.275
3	1	1:52.618	22.231	55.388	34.999	220.2	5:53.893
4	1	1:52.385	22.482	55.171	34.732	210.9	7:46.278
5	1	1:52.886	22.090	54.847	35.949	219.7	9:39.164
6	1	1:56.473	22.960	55.474	38.039	216.7	11:35.637
7	1	1:53.998	24.763	54.785	34.450	214.6	13:29.635
8	1	1:53.661	23.289	56.240	34.132	229.3	15:23.296
9	1	1:50.868	22.366	54.356	34.146	221.9	17:14.164
10	1	1:50.742	21.749	54.690	34.303	228.8	19:04.906
11	1	2:03.233 B	21.633	55.380	46.220	233.2	21:08.139
12	1	4:23.736	2:52.472	56.519	34.745		25:31.875
13	1	1:52.871	22.352	54.750	35.769	227.9	27:24.746
14	1	1:51.633	23.168	54.119	34.346	226.0	29:16.379

Lap	D	Time	Sector 1	Sector 2	Sector 3	T. Spd	Elapsed
15	1	1:51.553	22.796	54.093	34.664	220.2	31:07.932
16	1	1:51.800	22.477	54.683	34.640	218.4	32:59.732
17	1	1:50.874	22.063	54.392	34.419	224.6	34:50.606
18	1	1:51.396	22.362	54.612	34.422	225.6	36:42.002
19	1	1:50.556	22.237	54.175	34.144	221.5	38:32.558
20	1	1:51.750	22.161	55.049	34.540	223.3	40:24.308

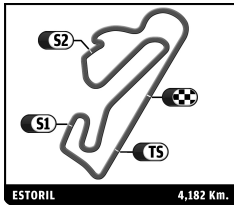
190 Ferrari F430 GTC Evo 2009
1. Pierre EHRET GT2C
2. Felipe LASER

1	1	1:57.459	27.599	55.206	34.654		1:57.459
2	1	1:54.615	24.621	55.668	34.326	229.3	3:52.074
3	1	1:52.021	24.134	54.224	33.663	222.4	5:44.095
4	1	1:51.417	22.964	54.247	34.206	225.6	7:35.512
5	1	1:50.163	22.873	53.602	33.688	244.5	9:25.675
6	1	1:52.985	21.915	56.653	34.417	234.2	11:18.660
7	1	1:50.135	21.892	54.438	33.805	228.3	13:08.795
8	1	1:48.484	21.606	53.319	33.559	242.4	14:57.279
9	1	2:00.697 B	23.203	54.141	43.353	242.4	16:57.976
10	2	4:15.855	2:49.296	53.053	33.506		21:13.831
11	2	1:47.531	21.947	52.665	32.919	245.1	23:01.362
12	2	1:45.050	21.407	50.982	32.661	250.0	24:46.412
13	2	1:45.621	21.059	52.165	32.397	248.9	26:32.033
14	2	1:44.008	20.756	50.805	32.447	251.8	28:16.041
15	2	1:45.752	20.873	51.787	33.092	249.5	30:01.793
16	2	1:44.674	20.789	51.373	32.512	252.3	31:46.467
17	2	1:44.212	20.890	50.882	32.440	250.0	33:30.679
18	2	1:43.796	20.754	50.795	32.247	251.2	35:14.475
19	2	1:43.885	20.734	50.540	32.611	250.0	36:58.360
20	2	1:44.950	20.808	51.518	32.624	250.0	38:43.310
21	2	1:47.184	21.861	51.403	33.920	240.8	40:30.494

230 Pilbeam MP91 2004
1. Richard BRADLEY LMP2B

1	1	1:53.620	26.253	53.563	33.804		1:53.620
2	1	1:49.684	22.674	52.818	34.192	246.1	3:43.304
3	1	1:45.288	20.954	51.404	32.930	245.6	5:28.592
4	1	1:45.272	20.599	51.745	32.928	248.4	7:13.864
5	1	1:47.946	20.612	53.617	33.717	248.4	9:01.810
6	1	1:46.688	20.298	52.891	33.499	247.2	10:48.498
7	1	1:45.663	21.360	51.510	32.793	230.2	12:34.161
8	1	1:44.293	20.372	51.099	32.822	250.0	14:18.454
9	1	1:49.025	20.465	52.153	36.407	250.0	16:07.479
10	1	1:46.501	21.330	51.822	33.349	239.7	17:53.980
11	1	1:45.531	20.563	51.686	33.282	248.9	19:39.511
12	1	1:53.338 B	20.563	52.598	40.177	246.7	21:32.849
13	1	5:00.630	3:33.437	53.894	33.299		26:33.479
14	1	1:45.387	20.416	52.238	32.733	246.7	28:18.866
15	1	1:45.905	20.434	51.467	34.004	248.9	30:04.771
16	1	1:46.784	20.853	52.772	33.159	249.5	31:51.555
17	1	1:47.197	21.821	52.354	33.022	249.5	33:38.752
18	1	1:44.547	20.345	51.626	32.576	250.6	35:23.299
19	1	1:43.948	20.090	51.319	32.539	250.6	37:07.247
20	1	1:45.949	20.269	51.710	33.970	251.2	38:53.196
21	1	1:45.597	20.514	51.794	33.289	251.2	40:38.793

300 Ferrari F430 GTC 2009
1. Mauro RICCI GT2C



ENDURANCE RACING LEGENDS
ESTORIL CLASSICS
RACE 1

Sector Analysis

■ Personal Best ■ Session Best B Crossing the finish line in pit lane

Lap	D	Time	Sector 1	Sector 2	Sector 3	T. Spd	Elapsed	Lap	D	Time	Sector 1	Sector 2	Sector 3	T. Spd	Elapsed
-----	---	------	----------	----------	----------	--------	---------	-----	---	------	----------	----------	----------	--------	---------

311		Porsche 996 GT3-RSR 2003				GT2B	
		1.Hervé DELAUNAY					
		2.Marie-Amélie DELAUNAY					
1	1	2:30.151	39.791	1:09.360	41.000		2:30.151
2	1	2:14.367	27.347	1:06.419	40.601	160.6	4:44.518
3	1	2:14.673	27.653	1:06.448	40.572	173.8	6:59.191
4	1	2:18.647	27.564	1:09.898	41.185	152.0	9:17.838
5	1	2:19.542	27.726	1:09.683	42.133	165.0	11:37.380
6	1	2:18.830	27.329	1:07.187	44.314	180.9	13:56.210
7	1	2:15.492	26.420	1:06.676	42.396	181.5	16:11.702
8	1	2:13.923	27.082	1:07.399	39.442	183.0	18:25.625
9	1	2:28.082 B	26.422	1:06.837	54.823	185.4	20:53.707
10	1	4:54.339	3:04.600	1:08.692	41.047		25:48.046
11	1	2:08.702	25.636	1:03.612	39.454	187.0	27:56.748
12	1	2:08.187	25.274	1:03.062	39.851	205.0	30:04.935
13	1	2:08.026	25.288	1:03.471	39.267	179.1	32:12.961
14	1	2:06.982	24.977	1:02.672	39.333	192.9	34:19.943
15	1	2:09.059	25.346	1:03.690	40.023	210.1	36:29.002
16	1	2:11.880	26.595	1:05.219	40.066	200.6	38:40.882
17	1	2:07.542	25.077	1:03.584	38.881	202.4	40:48.424

964		Porsche 964 Bi-Turbo 1996				GT2A	
		1.Oren NATAF					
1	1	2:28.977	39.709	1:07.386	41.882		2:28.977
2	1	2:14.075	27.790	1:04.681	41.604	156.5	4:43.052
3	1	2:14.515	27.574	1:04.458	42.483	175.4	6:57.567
4	1	2:18.445	28.355	1:08.680	41.410	153.7	9:16.012
5	1	2:18.127	28.950	1:07.378	41.799	162.3	11:34.139
6	1	2:20.944	28.106	1:06.301	46.537	185.7	13:55.083
7	1	2:13.423					16:08.506
8	1	2:30.738 B					18:39.244
9	1	4:42.222					23:21.466
10	1	2:11.611					25:33.077
11	1	2:10.674					27:43.751
12	1	2:10.332					29:54.083
13	1	2:11.892					32:05.975
14	1	2:09.726					34:15.701
15	1	2:12.110					36:27.811
16	1	2:15.101					38:42.912
17	1	2:09.695					40:52.607