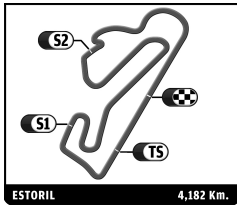


ENDURANCE RACING LEGENDS
ESTORIL CLASSICS
QUALIFYING 2

Sector Analysis

Personal Best Session Best B Crossing the finish line in pit lane

| Lap | D | Time | Sector 1 | Sector 2 | Sector 3 | T. Spd | Elapsed | Lap | D | Time | Sector 1 | Sector 2 | Sector 3 | T. Spd | Elapsed | |
|-----------|---|---|-----------|----------|----------|----------|---------|-------|-----------|-----------|----------|----------|----------|--------|----------|----------|
| 8 | Aston Martin DBR9 2006 1. Franz WUNDERLICH 2. Patrick SIMON | | | | | | | GT1B | 2 | 1 | 1:57.512 | 23.810 | 58.364 | 35.338 | 212.1 | 7:31.952 |
| | 3 | 1 | 1:51.452 | 21.535 | 54.944 | 34.973 | 242.4 | | 9:23.404 | | | | | | | |
| | 4 | 1 | 1:48.122 | 21.648 | 52.562 | 33.912 | 242.4 | | 11:11.526 | | | | | | | |
| | 5 | 1 | 1:47.781 | 21.454 | 52.384 | 33.943 | 246.1 | | 12:59.307 | | | | | | | |
| | 6 | 1 | 1:48.911 | 21.465 | 52.372 | 35.074 | 245.1 | | 14:48.218 | | | | | | | |
| | 7 | 1 | 1:48.263 | 21.935 | 52.580 | 33.748 | 227.9 | | 16:36.481 | | | | | | | |
| | 8 | 1 | 1:50.405 | 21.658 | 54.526 | 34.221 | 239.2 | | 18:26.886 | | | | | | | |
| | 9 | 1 | 1:52.128 | 21.637 | 53.853 | 36.638 | 247.8 | | 20:19.014 | | | | | | | |
| | 10 | 1 | 1:46.628 | 21.190 | 52.249 | 33.189 | 247.2 | | 22:05.642 | | | | | | | |
| | 11 | 1 | 1:48.653 | 21.085 | 52.855 | 34.713 | 250.6 | | 23:54.295 | | | | | | | |
| | 12 | 1 | 2:06.649 | B | 21.111 | 57.576 | 47.962 | | 244.5 | 26:00.944 | | | | | | |
| | 13 | 1 | 3:49.266 | B | 2:19.816 | 54.873 | 34.577 | | 29:50.210 | | | | | | | |
| | 14 | 1 | 1:46.035 | 21.182 | 51.728 | 33.125 | 246.7 | | 31:36.245 | | | | | | | |
| | 15 | 1 | 1:46.913 | 21.870 | 51.836 | 33.207 | 248.4 | | 33:23.158 | | | | | | | |
| | 16 | 1 | 1:48.143 | 21.070 | 52.478 | 34.595 | 245.1 | | 35:11.301 | | | | | | | |
| | 17 | 1 | 1:46.120 | 21.397 | 51.234 | 33.489 | 241.8 | | 36:57.421 | | | | | | | |
| | 18 | 1 | 2:16.168 | B | 23.733 | 1:04.158 | 48.277 | | 223.7 | 39:13.589 | | | | | | |
| 12 | Porsche 993 GT2 1996 1. Henrique GEMPERLE 2. Marc de SIEBENTHAL | | | | | | | GT2A | 1 | 1 | 4:57.927 | 3:17.129 | 1:02.628 | 38.170 | 4:57.927 | |
| | 2 | 1 | 1:55.487 | 23.608 | 56.111 | 35.768 | 226.9 | | 6:53.414 | | | | | | | |
| | 3 | 1 | 1:54.252 | 22.749 | 55.539 | 35.964 | 231.7 | | 8:47.666 | | | | | | | |
| | 4 | 1 | 1:53.275 | 22.561 | 55.162 | 35.552 | 241.3 | | 10:40.941 | | | | | | | |
| | 5 | 1 | 1:53.217 | 22.473 | 55.051 | 35.693 | 239.2 | | 12:34.158 | | | | | | | |
| | 6 | 1 | 1:52.937 | 22.403 | 55.161 | 35.373 | 240.3 | | 14:27.095 | | | | | | | |
| | 7 | 1 | 1:53.912 | 22.682 | 55.259 | 35.971 | 239.7 | | 16:21.007 | | | | | | | |
| | 8 | 1 | 2:00.019 | 22.406 | 1:00.167 | 37.446 | 245.6 | | 18:21.026 | | | | | | | |
| | 9 | 1 | 1:59.329 | 23.486 | 57.441 | 38.402 | 238.2 | | 20:20.355 | | | | | | | |
| | 10 | 1 | 2:01.999 | 26.001 | 58.654 | 37.344 | 176.5 | | 22:22.354 | | | | | | | |
| | 11 | 1 | 2:09.214 | B | 23.333 | 1:00.015 | 45.866 | | 235.1 | 24:31.568 | | | | | | |
| 14 | Maserati MC12 GT1 2005 1. Evgeny KIREEV | | | | | | | GT1B | 1 | 1 | 2:05.156 | 35.809 | 55.138 | 34.209 | 2:05.156 | |
| | 2 | 1 | 1:44.957 | 20.712 | 51.583 | 32.662 | 239.7 | | 3:50.113 | | | | | | | |
| | 3 | 1 | 1:45.514 | 20.337 | 51.320 | 33.857 | 260.7 | | 5:35.627 | | | | | | | |
| | 4 | 1 | 1:47.421 | 21.591 | 52.565 | 33.265 | 252.3 | | 7:23.048 | | | | | | | |
| | 5 | 1 | 1:44.245 | 20.043 | 51.486 | 32.716 | 263.8 | | 9:07.293 | | | | | | | |
| | 6 | 1 | 1:52.821 | B | 20.349 | 52.093 | 40.379 | | 264.4 | 11:00.114 | | | | | | |
| | 7 | 1 | 3:48.706 | B | 2:24.805 | 51.263 | 32.638 | | 14:48.820 | | | | | | | |
| | 8 | 1 | 1:44.200 | 20.470 | 50.934 | 32.796 | 265.0 | | 16:33.020 | | | | | | | |
| | 9 | 1 | 1:43.645 | 20.172 | 50.603 | 32.870 | 261.3 | | 18:16.665 | | | | | | | |
| | 10 | 1 | 1:41.592 | 19.881 | 49.850 | 31.861 | 267.6 | | 19:58.257 | | | | | | | |
| | 11 | 1 | 1:46.742 | 20.650 | 54.262 | 31.830 | 269.6 | | 21:44.999 | | | | | | | |
| | 12 | 1 | 1:41.303 | 20.100 | 49.495 | 31.708 | 266.3 | | 23:26.302 | | | | | | | |
| | 13 | 1 | 1:41.283 | 20.041 | 49.523 | 31.719 | 268.3 | | 25:07.585 | | | | | | | |
| | 14 | 1 | 1:42.126 | 19.998 | 49.734 | 32.394 | 267.6 | | 26:49.711 | | | | | | | |
| | 15 | 1 | 1:46.646 | 21.314 | 52.835 | 32.497 | 207.4 | | 28:36.357 | | | | | | | |
| | 16 | 1 | 1:40.360 | 19.926 | 49.117 | 31.317 | 269.6 | | 30:16.717 | | | | | | | |
| | 17 | 1 | 1:53.372 | B | 20.589 | 52.613 | 40.170 | | 254.7 | 32:10.089 | | | | | | |
| 16 | Porsche 997 GT3-RSR 2007 1. Marc DEVIS | | | | | | | GT2C | 1 | 1 | 5:34.440 | 3:23.657 | 1:33.383 | 37.400 | 5:34.440 | |
| | | | | | | | | | | | | | | | | |
| 19 | Saleen S7-R 2001 1. Steve BROOKS | | | | | | | GT1B | 1 | 1 | 6:37.696 | 5:01.892 | 1:01.947 | 33.857 | 6:37.696 | |
| | 2 | 1 | 1:43.984 | 20.315 | 50.917 | 32.752 | 259.4 | | 8:21.680 | | | | | | | |
| | 3 | 1 | 1:42.955 | 20.223 | 50.492 | 32.240 | 260.7 | | 10:04.635 | | | | | | | |
| | 4 | 1 | 1:47.307 | 20.880 | 54.016 | 32.411 | 245.1 | | 11:51.942 | | | | | | | |
| | 5 | 1 | 1:58.135 | B | 21.463 | 50.463 | 46.209 | | 243.4 | 13:50.077 | | | | | | |
| | 6 | 1 | 4:00.737 | B | 2:33.351 | 54.634 | 32.752 | | 17:50.814 | | | | | | | |
| | 7 | 1 | 1:41.676 | 19.956 | 49.649 | 32.071 | 262.5 | | 19:32.490 | | | | | | | |
| | 8 | 1 | 1:54.750 | B | 20.311 | 50.755 | 43.684 | | 262.5 | 21:27.240 | | | | | | |
| | 9 | 1 | 5:21.924 | B | 3:55.967 | 52.963 | 32.994 | | 26:49.164 | | | | | | | |
| | 10 | 1 | 1:44.951 | 20.771 | 52.006 | 32.174 | 253.5 | | 28:34.115 | | | | | | | |
| | 11 | 1 | 1:40.847 | 19.877 | 49.220 | 31.750 | 262.5 | | 30:14.962 | | | | | | | |
| | 12 | 1 | 1:44.896 | 20.156 | 52.167 | 32.573 | 263.8 | | 31:59.858 | | | | | | | |
| | 13 | 1 | 1:43.622 | 20.022 | 50.855 | 32.745 | 261.9 | | 33:43.480 | | | | | | | |
| | 14 | 1 | 1:42.996 | 20.124 | 50.325 | 32.547 | 264.4 | | 35:26.476 | | | | | | | |
| | 15 | 1 | 1:45.252 | 19.851 | 52.023 | 33.378 | 263.1 | | 37:11.728 | | | | | | | |
| | 16 | 1 | 1:41.714 | 19.819 | 49.830 | 32.065 | 261.9 | | 38:53.442 | | | | | | | |
| | 17 | 1 | 1:41.841 | 19.738 | 49.852 | 32.251 | 261.3 | | 40:35.283 | | | | | | | |
| 25 | Lola-MG EX264 2005 1. Mike NEWTON | | | | | | | LMP2B | 1 | 1 | 2:30.512 | 57.979 | 57.743 | 34.790 | 2:30.512 | |
| | 2 | 1 | 1:45.952 | 20.180 | 54.685 | 31.087 | 264.4 | | 4:16.464 | | | | | | | |
| | 3 | 1 | 1:37.302 | 19.171 | 47.981 | 30.150 | 270.2 | | 5:53.766 | | | | | | | |
| | 4 | 1 | 2:06.210 | B | 22.974 | 54.886 | 48.350 | | 270.2 | 7:59.976 | | | | | | |
| | 5 | 1 | 4:10.579 | B | 2:42.759 | 52.795 | 35.025 | | 12:10.555 | | | | | | | |
| | 6 | 1 | 1:42.966 | 20.729 | 51.708 | 30.529 | 261.3 | | 13:53.521 | | | | | | | |
| | 7 | 1 | 1:39.016 | 18.640 | 48.330 | 32.046 | 270.9 | | 15:32.537 | | | | | | | |
| | 8 | 1 | 1:43.495 | 19.272 | 52.528 | 31.695 | 274.2 | | 17:16.032 | | | | | | | |
| | 9 | 1 | 1:41.788 | 20.488 | 50.450 | 30.850 | 270.9 | | 18:57.820 | | | | | | | |
| | 10 | 1 | 1:42.900 | 20.184 | 50.276 | 32.440 | 239.2 | | 20:40.720 | | | | | | | |
| | 11 | 1 | 1:45.201 | 20.364 | 51.804 | 33.033 | 272.2 | | 22:25.921 | | | | | | | |
| | 12 | 1 | 1:47.827 | 20.044 | 56.062 | 31.721 | 270.2 | | 24:13.748 | | | | | | | |
| | 13 | 1 | 1:56.108 | B | 19.191 | 48.794 | 48.123 | | 269.6 | 26:09.856 | | | | | | |
| | 14 | 1 | 21:11.264 | B | | | | | | 47:21.120 | | | | | | |
| | 29 | Porsche 996 GT3-RSR 2006 1. Christian TRABER | | | | | | | GT2C | 1 | 1 | | | | | |
| | | | | | | | | | | | | | | | | |



ENDURANCE RACING LEGENDS
ESTORIL CLASSICS
QUALIFYING 2

Sector Analysis

Personal Best Session Best B Crossing the finish line in pit lane

| Lap | D | Time | Sector 1 | Sector 2 | Sector 3 | T. Spd | Elapsed | Lap | D | Time | Sector 1 | Sector 2 | Sector 3 | T. Spd | Elapsed |
|-----|---|------------|----------|----------|----------|--------|-----------|-----|---|------------|----------|----------|----------|--------|-----------|
| 1 | 1 | 2:49.655 | 1:09.843 | 1:00.760 | 39.052 | | 2:49.655 | 3 | 2 | 3:08.288 | 1:46.919 | 49.930 | 31.439 | | 6:56.388 |
| 2 | 1 | 1:51.660 | 22.271 | 55.590 | 33.799 | 238.2 | 4:41.315 | 4 | 2 | 1:42.952 | 19.824 | 51.546 | 31.582 | 270.2 | 8:39.340 |
| 3 | 1 | 1:49.074 | 21.564 | 53.703 | 33.807 | 253.5 | 6:30.389 | 5 | 2 | 1:42.272 | 19.219 | 50.616 | 32.437 | 275.6 | 10:21.612 |
| 4 | 1 | 1:48.945 | 21.539 | 52.565 | 34.841 | 245.6 | 8:19.334 | 6 | 2 | 1:39.028 | 19.215 | 47.857 | 31.956 | 274.9 | 12:00.640 |
| 5 | 1 | 1:48.058 | 21.208 | 52.955 | 33.895 | 251.8 | 10:07.392 | 7 | 2 | 1:39.791 | 19.902 | 48.105 | 31.784 | 259.4 | 13:40.431 |
| 6 | 1 | 2:03.507 B | 21.665 | 55.619 | 46.223 | 253.5 | 12:10.899 | 8 | 2 | 1:48.431 B | 19.204 | 48.941 | 40.286 | 272.2 | 15:28.862 |
| 7 | 1 | 3:24.022 | 1:54.026 | 55.142 | 34.854 | | 15:34.921 | 9 | 1 | 4:57.015 | 3:22.287 | 59.366 | 35.362 | | 20:25.877 |
| 8 | 1 | 1:48.627 | 22.438 | 52.637 | 33.552 | 245.1 | 17:23.548 | 10 | 1 | 1:48.071 | 21.902 | 50.969 | 35.200 | 235.1 | 22:13.948 |
| 9 | 1 | 1:47.731 | 21.144 | 52.500 | 34.087 | 249.5 | 19:11.279 | 11 | 1 | 1:45.906 | 20.081 | 50.472 | 35.353 | 261.3 | 23:59.854 |
| 10 | 1 | 1:47.443 | 21.577 | 52.353 | 33.513 | 242.9 | 20:58.722 | 12 | 1 | 1:42.242 | 20.115 | 50.046 | 32.081 | 261.3 | 25:42.096 |
| 11 | 1 | 1:47.731 | 21.315 | 52.317 | 34.099 | 240.8 | 22:46.453 | 13 | 1 | 1:40.333 | 19.693 | 48.800 | 31.840 | 265.7 | 27:22.429 |
| 12 | 1 | 1:51.150 | 21.745 | 54.051 | 35.354 | 244.5 | 24:37.603 | 14 | 1 | 1:41.083 | 19.711 | 49.441 | 31.931 | 265.7 | 29:03.512 |
| 13 | 1 | 1:47.909 | 21.406 | 52.573 | 33.930 | 247.2 | 26:25.512 | 15 | 1 | 1:42.208 | 19.882 | 50.242 | 32.084 | 265.7 | 30:45.720 |
| 14 | 1 | 1:46.509 | 20.762 | 52.234 | 33.513 | 256.4 | 28:12.021 | 16 | 1 | 3:54.447 B | 19.807 | 49.808 | 2:44.832 | 261.3 | 34:40.167 |
| 15 | 1 | 1:51.228 | 21.335 | 54.181 | 35.712 | 251.8 | 30:03.249 | 17 | 1 | 2:06.768 | 42.920 | 51.707 | 32.141 | | 36:46.935 |
| 16 | 1 | 1:48.016 | 20.892 | 52.281 | 34.843 | 255.2 | 31:51.265 | 18 | 1 | 1:41.613 | 19.855 | 49.889 | 31.869 | 263.8 | 38:28.548 |
| 17 | 1 | 2:06.055 B | 21.702 | 56.747 | 47.606 | 238.2 | 33:57.320 | 19 | 1 | 1:39.682 | 19.763 | 48.511 | 31.408 | 267.6 | 40:08.230 |

38 Porsche 997 GT3 RSR 2007
1. Dominique GUENAT GT2C

| | | | | | | | |
|----|---|------------|----------|----------|--------|-------|-----------|
| 1 | 1 | 2:43.817 | 1:03.385 | 1:03.366 | 37.066 | | 2:43.817 |
| 2 | 1 | 1:52.844 | 22.966 | 55.288 | 34.590 | 221.0 | 4:36.661 |
| 3 | 1 | 1:50.011 | 22.217 | 53.909 | 33.885 | 199.1 | 6:26.672 |
| 4 | 1 | 1:47.995 | 21.735 | 52.603 | 33.657 | 231.2 | 8:14.667 |
| 5 | 1 | 2:00.228 B | 22.173 | 53.212 | 44.843 | 215.4 | 10:14.895 |
| 6 | 1 | 5:25.425 | 3:49.346 | 1:00.500 | 35.579 | | 15:40.320 |
| 7 | 1 | 1:51.951 | 22.030 | 55.349 | 34.572 | 223.3 | 17:32.271 |
| 8 | 1 | 1:47.860 | 21.508 | 52.696 | 33.656 | 238.2 | 19:20.131 |
| 9 | 1 | 2:45.897 B | 44.841 | 1:11.436 | 49.620 | 222.4 | 22:06.028 |
| 10 | 1 | 5:50.278 | 4:16.662 | 57.905 | 35.711 | | 27:56.306 |
| 11 | 1 | 2:01.571 | 24.812 | 1:00.145 | 36.614 | 207.0 | 29:57.877 |
| 12 | 1 | 1:53.185 | 22.557 | 54.573 | 36.055 | 221.9 | 31:51.062 |
| 13 | 1 | 1:52.304 | 22.928 | 54.525 | 34.851 | 214.2 | 33:43.366 |
| 14 | 1 | 1:50.166 | 22.257 | 53.576 | 34.333 | 221.5 | 35:33.532 |
| 15 | 1 | 2:07.491 B | 22.474 | 57.267 | 47.750 | 219.7 | 37:41.023 |

43 Lotus Elise GT1 1997
1. Loris HEZEMANS GT1A
2. Mike HEZEMANS

| | | | | | | | |
|----|---|------------|----------|--------|--------|-------|-----------|
| 1 | 1 | 2:03.401 | 38.677 | 49.752 | 34.972 | | 2:03.401 |
| 2 | 1 | 1:38.687 | 19.782 | 48.280 | 30.625 | 244.5 | 3:42.088 |
| 3 | 1 | 1:45.472 | 19.427 | 50.069 | 35.976 | 256.4 | 5:27.560 |
| 4 | 1 | 1:43.463 | 20.370 | 50.156 | 32.937 | 246.1 | 7:11.023 |
| 5 | 1 | 1:38.376 | 19.248 | 48.539 | 30.589 | 272.9 | 8:49.399 |
| 6 | 1 | 1:37.939 | 19.652 | 47.953 | 30.334 | 256.4 | 10:27.338 |
| 7 | 1 | 1:54.480 B | 19.949 | 50.077 | 44.454 | 258.2 | 12:21.818 |
| 8 | 2 | 5:53.092 | 4:28.484 | 51.050 | 33.558 | | 18:14.910 |
| 9 | 2 | 1:39.048 | 19.360 | 48.691 | 30.997 | 266.3 | 19:53.958 |
| 10 | 2 | 1:44.831 | 22.189 | 51.073 | 31.569 | 239.7 | 21:38.789 |
| 11 | 2 | 1:37.904 | 19.166 | 48.196 | 30.542 | 280.5 | 23:16.693 |
| 12 | 2 | 1:43.028 | 19.825 | 51.788 | 31.415 | 283.4 | 24:59.721 |
| 13 | 2 | 1:39.218 | 19.271 | 48.421 | 31.526 | 281.9 | 26:38.939 |
| 14 | 2 | 1:55.713 B | 21.591 | 51.445 | 42.677 | 281.9 | 28:34.652 |

46 Maserati MC12 GT1 2005
1. Joe MACARI GT1B
2. Dario FRANCHITTI

| | | | | | | | |
|---|---|------------|--------|--------|--------|-------|----------|
| 1 | 2 | 1:59.864 | 35.749 | 52.054 | 32.061 | | 1:59.864 |
| 2 | 2 | 1:48.236 B | 20.018 | 48.977 | 39.241 | 257.6 | 3:48.100 |

50 Porsche 996 RSR TT 2006
1. Michael FÖVÉNY GT1B
2. Stefan ROITMAYER

| | | | | | | | |
|---|---|------------|----------|--------|--------|-------|-----------|
| 1 | 2 | 2:43.378 | 1:07.286 | 59.855 | 36.237 | | 2:43.378 |
| 2 | 2 | 1:43.601 | 20.353 | 51.388 | 31.860 | 240.8 | 4:26.979 |
| 3 | 2 | 1:55.082 | 20.305 | 58.522 | 36.255 | 234.6 | 6:22.061 |
| 4 | 2 | 1:42.183 | 19.782 | 49.771 | 32.630 | 263.8 | 8:04.244 |
| 5 | 2 | 2:03.076 B | 20.548 | 50.464 | 52.064 | 233.7 | 10:07.320 |

63 Chevrolet Corvette C6 ZR1 2010
1. John EMBERSON GT2C
2. Nigel GREENSALL

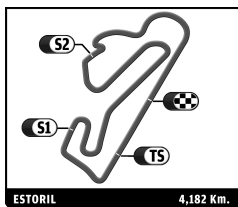
| | | | | | | | |
|----|---|------------|----------|----------|--------|-------|-----------|
| 1 | 1 | 2:30.879 | 50.556 | 1:02.228 | 38.095 | | 2:30.879 |
| 2 | 1 | 1:52.103 | 22.745 | 54.823 | 34.535 | 197.4 | 4:22.982 |
| 3 | 1 | 1:51.641 | 22.343 | 55.011 | 34.287 | 204.3 | 6:14.623 |
| 4 | 1 | 1:49.958 | 21.840 | 54.235 | 33.883 | 232.2 | 8:04.581 |
| 5 | 1 | 1:49.981 | 22.240 | 53.381 | 34.360 | 198.8 | 9:54.562 |
| 6 | 1 | 1:51.116 | 21.840 | 55.499 | 33.777 | 212.9 | 11:45.678 |
| 7 | 1 | 1:47.051 | 21.545 | 52.370 | 33.136 | 227.9 | 13:32.729 |
| 8 | 1 | 1:49.097 | 21.632 | 53.556 | 33.909 | 230.7 | 15:21.826 |
| 9 | 1 | 1:47.090 | 21.456 | 52.143 | 33.491 | 222.8 | 17:08.916 |
| 10 | 1 | 1:47.510 | 21.716 | 52.414 | 33.380 | 223.7 | 18:56.426 |
| 11 | 1 | 1:47.685 | 21.469 | 52.990 | 33.226 | 224.2 | 20:44.111 |
| 12 | 1 | 1:52.539 | 21.290 | 56.326 | 34.923 | 230.2 | 22:36.650 |
| 13 | 1 | 1:47.318 | 21.242 | 52.528 | 33.548 | 240.8 | 24:23.968 |
| 14 | 1 | 1:47.867 | 22.130 | 52.046 | 33.691 | 235.7 | 26:11.835 |
| 15 | 1 | 2:00.767 B | 22.120 | 55.996 | 42.651 | 215.9 | 28:12.602 |
| 16 | 2 | 4:06.780 | 2:39.756 | 54.229 | 32.795 | | 32:19.382 |
| 17 | 2 | 1:43.610 | 20.730 | 50.855 | 32.025 | 246.7 | 34:02.992 |
| 18 | 2 | 1:43.798 | 20.683 | 50.720 | 32.395 | 246.7 | 35:46.790 |
| 19 | 2 | 1:42.913 | 20.428 | 50.498 | 31.987 | 254.1 | 37:29.703 |
| 20 | 2 | 1:54.252 | 20.273 | 59.036 | 34.943 | 254.1 | 39:23.955 |
| 21 | 2 | 2:01.815 B | 21.490 | 53.195 | 47.130 | 244.5 | 41:25.770 |

66 Porsche 993 GT2 1998
1. Kyle TILLEY GT2A
2. Marino FRANCHITTI

| | | | | | | | |
|---|---|------------|----------|--------|--------|-------|----------|
| 1 | 1 | 3:33.920 | 2:00.627 | 57.932 | 35.361 | | 3:33.920 |
| 2 | 1 | 2:09.046 B | 22.693 | 58.078 | 48.275 | 213.4 | 5:42.966 |

69 Porsche 996 GT3 RS 2001
1. Paul PHILLIPS GT2B

| | | | | | | | |
|---|---|------------|--------|--------|--------|-------|----------|
| 1 | 2 | 1:59.864 | 35.749 | 52.054 | 32.061 | | 1:59.864 |
| 2 | 2 | 1:48.236 B | 20.018 | 48.977 | 39.241 | 257.6 | 3:48.100 |

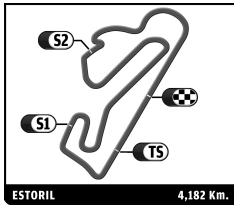


ENDURANCE RACING LEGENDS
ESTORIL CLASSICS
QUALIFYING 2

Sector Analysis

Personal Best Session Best B Crossing the finish line in pit lane

| Lap | D | Time | Sector 1 | Sector 2 | Sector 3 | T. Spd | Elapsed | Lap | D | Time | Sector 1 | Sector 2 | Sector 3 | T. Spd | Elapsed |
|---|---|----------|----------|----------|----------|--------|-----------|-----------|---|------|----------|----------|----------|--------|---------|
| 75 Porsche 997 GT3 RSR 2009 1. Lee MAXTED-PAGE GT2C | | | | | | | | | | | | | | | |
| 1 | 1 | 2:34.399 | 54.465 | 1:04.085 | 35.849 | | 2:34.399 | | | | | | | | |
| 2 | 1 | 2:00.083 | 22.795 | 1:02.028 | 35.260 | 229.3 | 4:34.482 | | | | | | | | |
| 3 | 1 | 1:49.603 | 21.989 | 53.724 | 33.890 | 238.7 | 6:24.085 | | | | | | | | |
| 4 | 1 | 1:49.510 | 21.640 | 53.784 | 34.086 | 232.2 | 8:13.595 | | | | | | | | |
| 5 | 1 | 1:49.854 | 21.339 | 54.329 | 34.186 | 250.6 | 10:03.449 | | | | | | | | |
| 6 | 1 | 2:02.597 | B | 21.677 | 55.245 | 45.675 | 250.0 | 12:06.046 | | | | | | | |
| 7 | 1 | 3:40.281 | 2:10.959 | 55.251 | 34.071 | | 15:46.327 | | | | | | | | |
| 8 | 1 | 1:51.187 | 21.537 | 54.643 | 35.007 | 249.5 | 17:37.514 | | | | | | | | |
| 9 | 1 | 1:48.683 | 21.426 | 53.420 | 33.837 | 252.3 | 19:26.197 | | | | | | | | |
| 10 | 1 | 1:53.250 | 22.267 | 56.999 | 33.984 | 251.2 | 21:19.447 | | | | | | | | |
| 11 | 1 | 1:48.043 | 21.582 | 52.563 | 33.898 | 250.0 | 23:07.490 | | | | | | | | |
| 12 | 1 | 1:52.237 | 22.220 | 55.792 | 34.225 | 228.8 | 24:59.727 | | | | | | | | |
| 13 | 1 | 1:48.360 | 21.792 | 52.906 | 33.662 | 229.3 | 26:48.087 | | | | | | | | |
| 14 | 1 | 1:50.054 | 21.581 | 53.772 | 34.701 | 247.8 | 28:38.141 | | | | | | | | |
| 15 | 1 | 1:49.578 | 22.756 | 53.516 | 33.306 | 250.6 | 30:27.719 | | | | | | | | |
| 16 | 1 | 1:48.227 | 21.451 | 52.645 | 34.131 | 245.6 | 32:15.946 | | | | | | | | |
| 17 | 1 | 1:46.590 | 21.201 | 52.152 | 33.237 | 248.4 | 34:02.536 | | | | | | | | |
| 18 | 1 | 2:12.495 | B | 23.057 | 59.475 | 49.963 | 222.4 | 36:15.031 | | | | | | | |
| 84 Porsche 996 GT3 RS 2001 1. Erik MARIS GT2B | | | | | | | | | | | | | | | |
| 1 | 1 | 3:33.514 | 1:44.980 | 1:09.356 | 39.178 | | 3:33.514 | | | | | | | | |
| 2 | 1 | 2:02.895 | 24.811 | 1:00.937 | 37.147 | 208.1 | 5:36.409 | | | | | | | | |
| 3 | 1 | 1:54.395 | 22.727 | 56.686 | 34.982 | 225.1 | 7:30.804 | | | | | | | | |
| 4 | 1 | 1:52.274 | 21.971 | 54.960 | 35.343 | 238.7 | 9:23.078 | | | | | | | | |
| 5 | 1 | 2:15.220 | B | 25.104 | 1:02.508 | 47.608 | 211.3 | 11:38.298 | | | | | | | |
| 6 | 1 | 4:32.371 | 2:55.883 | 1:00.531 | 35.957 | | 16:10.669 | | | | | | | | |
| 7 | 1 | 1:51.298 | 22.159 | 55.092 | 34.047 | 231.2 | 18:01.967 | | | | | | | | |
| 8 | 1 | 1:49.994 | 21.622 | 54.302 | 34.070 | 241.8 | 19:51.961 | | | | | | | | |
| 9 | 1 | 2:03.693 | 25.669 | 1:01.751 | 36.273 | 189.2 | 21:55.654 | | | | | | | | |
| 10 | 1 | 1:50.085 | 22.062 | 54.215 | 33.808 | 239.2 | 23:45.739 | | | | | | | | |
| 11 | 1 | 2:22.498 | B | 26.133 | 1:08.163 | 48.202 | 205.0 | 26:08.237 | | | | | | | |
| 12 | 1 | 6:29.463 | 4:54.637 | 59.698 | 35.128 | | 32:37.700 | | | | | | | | |
| 13 | 1 | 1:50.276 | 21.630 | 54.433 | 34.213 | 233.7 | 34:27.976 | | | | | | | | |
| 14 | 1 | 1:48.806 | 21.242 | 53.799 | 33.765 | 242.9 | 36:16.782 | | | | | | | | |
| 15 | 1 | 2:31.324 | B | 28.265 | 1:11.181 | 51.878 | 193.9 | 38:48.106 | | | | | | | |
| 97 Marcos LM500 1994 1. Stephen KEATING GT2A | | | | | | | | | | | | | | | |
| 1 | 1 | 3:08.054 | 1:23.633 | 1:05.046 | 39.375 | | 3:08.054 | | | | | | | | |
| 2 | 1 | 2:08.996 | 26.240 | 1:03.409 | 39.347 | 199.1 | 5:17.050 | | | | | | | | |
| 3 | 1 | 2:04.878 | 25.645 | 1:01.348 | 37.885 | 201.3 | 7:21.928 | | | | | | | | |
| 4 | 1 | 2:05.623 | 24.836 | 1:00.545 | 40.242 | 197.4 | 9:27.551 | | | | | | | | |
| 5 | 1 | 2:03.162 | 24.976 | 1:00.089 | 38.097 | 202.4 | 11:30.713 | | | | | | | | |
| 6 | 1 | 2:02.290 | 24.360 | 59.793 | 38.137 | 200.6 | 13:33.003 | | | | | | | | |
| 7 | 1 | 2:03.240 | 25.154 | 59.746 | 38.340 | 201.7 | 15:36.243 | | | | | | | | |
| 8 | 1 | 2:09.683 | B | 24.115 | 59.595 | 45.973 | 201.3 | 17:45.926 | | | | | | | |
| 9 | 1 | 3:22.077 | 1:45.879 | 59.687 | 36.511 | | 21:08.003 | | | | | | | | |
| 10 | 1 | 1:59.528 | 23.987 | 58.802 | 36.739 | 201.3 | 23:07.531 | | | | | | | | |
| 11 | 1 | 1:59.292 | 24.223 | 58.730 | 36.339 | 200.9 | 25:06.823 | | | | | | | | |
| 12 | 1 | 2:02.337 | 23.589 | 1:00.756 | 37.992 | 202.0 | 27:09.160 | | | | | | | | |
| 13 | 1 | 2:01.040 | 24.459 | 59.422 | 37.159 | 202.0 | 29:10.200 | | | | | | | | |
| 14 | 1 | 2:00.349 | 24.330 | 58.873 | 37.146 | 202.0 | 31:10.549 | | | | | | | | |
| 15 | 1 | 2:01.063 | 23.956 | 59.156 | 37.951 | 201.7 | 33:11.612 | | | | | | | | |
| 16 | 1 | 2:03.149 | 24.298 | 1:00.724 | 38.127 | 202.4 | 35:14.761 | | | | | | | | |
| 17 | 1 | 2:01.727 | 23.963 | 59.322 | 38.442 | 202.4 | 37:16.488 | | | | | | | | |
| 18 | 1 | 2:00.189 | 24.336 | 59.133 | 36.720 | 202.4 | 39:16.677 | | | | | | | | |
| 19 | 1 | 2:00.687 | 23.887 | 59.410 | 37.390 | 202.4 | 41:17.364 | | | | | | | | |
| 115 Ferrari F430 GTC Evo 2008 1. Mathias DEVIS GT2C | | | | | | | | | | | | | | | |
| 1 | 1 | 8:00.879 | 6:15.367 | 1:06.589 | 38.923 | | 8:00.879 | | | | | | | | |
| 2 | 1 | 1:59.172 | 25.258 | 59.686 | 34.228 | 195.3 | 10:00.051 | | | | | | | | |
| 3 | 1 | 1:50.930 | 23.075 | 53.516 | 34.339 | 207.0 | 11:50.981 | | | | | | | | |
| 4 | 1 | 1:49.801 | 22.088 | 54.085 | 33.628 | 233.7 | 13:40.782 | | | | | | | | |
| 5 | 1 | 1:49.010 | 22.809 | 52.659 | 33.542 | 227.4 | 15:29.792 | | | | | | | | |
| 6 | 1 | 1:47.589 | 21.506 | 52.416 | 33.667 | 241.8 | 17:17.381 | | | | | | | | |
| 7 | 1 | 1:47.145 | 21.801 | 51.746 | 33.598 | 231.2 | 19:04.526 | | | | | | | | |
| 8 | 1 | 1:46.452 | 21.572 | 51.949 | 32.931 | 232.7 | 20:50.978 | | | | | | | | |
| 9 | 1 | 1:58.683 | B | 21.492 | 53.235 | 43.956 | 232.2 | 22:49.661 | | | | | | | |
| 10 | 1 | 3:23.327 | 1:57.173 | 53.080 | 33.074 | | 26:12.988 | | | | | | | | |
| 11 | 1 | 1:48.351 | 21.458 | 53.285 | 33.608 | 228.8 | 28:01.339 | | | | | | | | |
| 12 | 1 | 1:49.365 | 21.395 | 54.080 | 33.890 | 240.8 | 29:50.704 | | | | | | | | |
| 13 | 1 | 1:45.625 | 21.191 | 51.461 | 32.973 | 242.9 | 31:36.329 | | | | | | | | |
| 14 | 1 | 1:45.023 | 21.127 | 51.198 | 32.698 | 252.9 | 33:21.352 | | | | | | | | |



ENDURANCE RACING LEGENDS
ESTORIL CLASSICS
QUALIFYING 2

Sector Analysis

Personal Best Session Best B Crossing the finish line in pit lane

| Lap | D | Time | Sector 1 | Sector 2 | Sector 3 | T. Spd | Elapsed | Lap | D | Time | Sector 1 | Sector 2 | Sector 3 | T. Spd | Elapsed |
|-----|---|----------|----------|----------|----------|--------|-----------|-----|---|------|----------|----------|----------|--------|---------|
| 15 | 1 | 1:45.976 | 21.117 | 51.589 | 33.270 | 246.1 | 35:07.328 | | | | | | | | |
| 16 | 1 | 1:46.648 | 21.344 | 51.793 | 33.511 | 228.8 | 36:53.976 | | | | | | | | |
| 17 | 1 | 1:46.291 | 21.352 | 52.103 | 32.836 | 248.9 | 38:40.267 | | | | | | | | |
| 18 | 1 | 1:45.828 | 21.076 | 51.717 | 33.035 | 239.2 | 40:26.095 | | | | | | | | |

| 136 Porsche 997 GT3 RSR 2007 | | | | | | | |
|------------------------------|---|----------|----------|--------|--------|-------|-----------|
| 1. Vincent KOLB GT2C | | | | | | | |
| 2. Max MORITZ | | | | | | | |
| 1 | 1 | 2:57.470 | 1:25.342 | 56.888 | 35.240 | | 2:57.470 |
| 2 | 1 | 1:48.771 | 21.226 | 53.188 | 34.357 | 246.7 | 4:46.241 |
| 3 | 1 | 1:46.139 | 21.231 | 51.803 | 33.105 | 238.2 | 6:32.380 |
| 4 | 1 | 1:46.200 | 20.987 | 51.655 | 33.558 | 241.8 | 8:18.580 |
| 5 | 1 | 1:46.066 | 21.148 | 51.289 | 33.629 | 252.3 | 10:04.646 |
| 6 | 1 | 1:54.422 | 22.768 | 56.378 | 35.276 | 237.2 | 11:59.068 |
| 7 | 1 | 1:46.293 | 21.218 | 51.857 | 33.218 | 244.5 | 13:45.361 |
| 8 | 1 | 1:56.858 | 21.062 | 52.316 | 43.480 | 245.6 | 15:42.219 |
| 9 | 2 | 3:50.388 | 2:20.735 | 55.285 | 34.368 | | 19:32.607 |
| 10 | 2 | 1:51.556 | 23.013 | 54.377 | 34.166 | 219.7 | 21:24.163 |
| 11 | 2 | 1:48.288 | 21.806 | 53.320 | 33.162 | 221.5 | 23:12.451 |
| 12 | 2 | 1:48.352 | 21.373 | 53.446 | 33.533 | 231.2 | 25:00.803 |
| 13 | 2 | 1:48.074 | 21.959 | 52.901 | 33.214 | 224.6 | 26:48.877 |
| 14 | 2 | 1:49.411 | 21.593 | 54.327 | 33.491 | 226.5 | 28:38.288 |
| 15 | 2 | 1:47.782 | 21.549 | 53.078 | 33.155 | 242.9 | 30:26.070 |
| 16 | 2 | 1:47.685 | 21.221 | 53.128 | 33.336 | 225.1 | 32:13.755 |
| 17 | 2 | 1:46.631 | 21.146 | 52.537 | 32.948 | 236.2 | 34:00.386 |
| 18 | 2 | 1:46.325 | 20.842 | 52.534 | 32.949 | 239.2 | 35:46.711 |
| 19 | 2 | 1:46.713 | 21.262 | 52.396 | 33.055 | 239.2 | 37:33.424 |
| 20 | 2 | 2:07.130 | 21.739 | 56.771 | 48.620 | 219.3 | 39:40.554 |

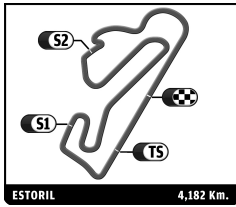
| 140 Reynard Nasamax 2004 | | | | | | | |
|---------------------------|---|-----------|--------|--------|--------|-------|-----------|
| 1. Sebastian GLASER LMP1B | | | | | | | |
| 1 | 1 | 14:04.685 | ... | 58.314 | 36.377 | | 14:04.685 |
| 2 | 1 | 1:45.327 | 23.935 | 50.134 | 31.258 | 175.2 | 15:50.012 |
| 3 | 1 | 1:37.025 | 19.185 | 47.615 | 30.225 | 263.8 | 17:27.037 |
| 4 | 1 | 1:35.531 | 18.944 | 46.626 | 29.961 | 268.3 | 19:02.568 |
| 5 | 1 | 1:49.324 | 19.707 | 47.255 | 42.362 | 254.1 | 20:51.892 |
| 6 | 1 | 25:55.300 | | | | | 46:47.192 |

| 156 Porsche 996 RSR TT 2002 | | | | | | | |
|------------------------------|---|----------|----------|----------|--------|-------|-----------|
| 1. Pierre AVIRON-VIOLET GT1B | | | | | | | |
| 1 | 1 | 3:27.328 | 1:35.332 | 1:10.424 | 41.572 | | 3:27.328 |
| 2 | 1 | 2:08.729 | 25.191 | 1:05.610 | 37.928 | 183.0 | 5:36.057 |
| 3 | 1 | 2:05.077 | 24.625 | 1:01.475 | 38.977 | 188.0 | 7:41.134 |
| 4 | 1 | 2:06.130 | 24.783 | 1:02.710 | 38.637 | 180.0 | 9:47.264 |
| 5 | 1 | 2:03.827 | 24.098 | 1:01.442 | 38.287 | 185.4 | 11:51.091 |
| 6 | 1 | 2:01.639 | 24.433 | 59.835 | 37.371 | 183.6 | 13:52.730 |
| 7 | 1 | 2:00.446 | 24.711 | 58.574 | 37.161 | 180.6 | 15:53.176 |
| 8 | 1 | 1:59.373 | 23.825 | 58.857 | 36.691 | 202.0 | 17:52.549 |
| 9 | 1 | 1:58.755 | 23.597 | 58.273 | 36.885 | 189.2 | 19:51.304 |
| 10 | 1 | 2:05.923 | 26.509 | 1:01.965 | 37.449 | 176.5 | 21:57.227 |
| 11 | 1 | 1:56.982 | 23.429 | 58.005 | 35.548 | 205.0 | 23:54.209 |
| 12 | 1 | 2:01.075 | 23.709 | 1:00.581 | 36.785 | 198.4 | 25:55.284 |
| 13 | 1 | 1:58.010 | 23.784 | 57.978 | 36.248 | 192.2 | 27:53.294 |
| 14 | 1 | 1:59.683 | 23.400 | 57.791 | 38.492 | 194.9 | 29:52.977 |
| 15 | 1 | 1:57.568 | 23.442 | 58.008 | 36.118 | 198.8 | 31:50.545 |
| 16 | 1 | 1:58.493 | 23.992 | 58.508 | 35.993 | 187.6 | 33:49.038 |
| 17 | 1 | 2:28.763 | 23.554 | 1:12.262 | 52.947 | 200.9 | 36:17.801 |

| 178 Ferrari F430 GTC Evo 2009 | | | | | | | |
|-------------------------------|---|----------|----------|----------|--------|-------|-----------|
| 1. Adrian NEWEY GT2C | | | | | | | |
| 1 | 1 | 5:45.980 | 4:16.074 | 55.830 | 34.076 | | 5:45.980 |
| 2 | 1 | 1:53.087 | 21.700 | 54.829 | 36.558 | 247.8 | 7:39.067 |
| 3 | 1 | 1:48.225 | 22.519 | 52.603 | 33.103 | 222.8 | 9:27.292 |
| 4 | 1 | 1:49.462 | 22.915 | 53.184 | 33.363 | 254.7 | 11:16.754 |
| 5 | 1 | 1:47.317 | 22.043 | 52.415 | 32.859 | 234.2 | 13:04.071 |
| 6 | 1 | 1:57.792 | 21.627 | 52.219 | 43.946 | 246.7 | 15:01.863 |
| 7 | 1 | 3:29.913 | 1:55.076 | 52.984 | 41.853 | | 18:31.776 |
| 8 | 1 | 1:56.276 | 21.016 | 59.847 | 35.413 | 227.9 | 20:28.052 |
| 9 | 1 | 2:17.962 | 23.810 | 1:17.019 | 37.133 | 237.2 | 22:46.014 |
| 10 | 1 | 1:48.017 | 20.949 | 52.818 | 34.250 | 247.8 | 24:34.031 |
| 11 | 1 | 1:45.099 | 20.964 | 51.470 | 32.665 | 247.8 | 26:19.130 |
| 12 | 2 | 2:01.405 | 22.537 | 1:02.286 | 36.582 | 229.8 | 28:20.535 |
| 13 | 1 | 1:45.071 | 20.815 | 51.441 | 32.815 | 255.2 | 30:05.606 |
| 14 | 1 | 2:16.138 | 23.635 | 1:04.387 | 48.116 | 207.7 | 32:21.744 |

| 179 Porsche 993 GT2 1999 | | | | | | | |
|---------------------------|---|----------|----------|----------|----------|-------|-----------|
| 1. Jean-Louis BONNET GT2A | | | | | | | |
| 1 | 1 | 3:08.849 | 1:24.761 | 1:05.044 | 39.044 | | 3:08.849 |
| 2 | 1 | 2:08.930 | 26.210 | 1:03.252 | 39.468 | 231.7 | 5:17.779 |
| 3 | 1 | 2:32.296 | 25.750 | 1:27.562 | 38.984 | 200.9 | 7:50.075 |
| 4 | 1 | 2:08.190 | 26.677 | 1:02.959 | 38.554 | 182.7 | 9:58.265 |
| 5 | 1 | 2:07.229 | 24.771 | 1:03.989 | 38.469 | 216.7 | 12:05.494 |
| 6 | 1 | 2:06.921 | 25.934 | 1:02.162 | 38.825 | 203.2 | 14:12.415 |
| 7 | 1 | 2:04.571 | 25.260 | 1:01.324 | 37.987 | 219.7 | 16:16.986 |
| 8 | 1 | 2:03.480 | 25.136 | 1:00.544 | 37.800 | 207.4 | 18:20.466 |
| 9 | 1 | 2:02.416 | 23.926 | 59.931 | 38.559 | 234.2 | 20:22.882 |
| 10 | 1 | 2:00.394 | 24.730 | 58.857 | 36.807 | 218.4 | 22:23.276 |
| 11 | 1 | 2:00.886 | 24.327 | 59.797 | 36.762 | 221.5 | 24:24.162 |
| 12 | 1 | 2:19.637 | 25.152 | 1:01.352 | 53.133 | 205.8 | 26:43.799 |
| 13 | 1 | 4:29.640 | 2:54.710 | 58.305 | 36.625 | | 31:13.439 |
| 14 | 1 | 1:57.708 | 23.836 | 57.189 | 36.683 | 218.9 | 33:11.147 |
| 15 | 1 | 1:59.652 | 24.102 | 58.475 | 37.075 | 209.7 | 35:10.799 |
| 16 | 1 | 2:01.563 | 24.420 | 59.060 | 38.083 | 212.9 | 37:12.362 |
| 17 | 1 | 2:01.923 | 24.821 | 59.859 | 37.243 | 213.4 | 39:14.285 |
| 18 | 1 | 2:35.639 | 25.288 | 1:08.464 | 1:01.887 | 182.1 | 41:49.924 |

| 188 Porsche 997 GT3 RSR 2009 | | | | | | | |
|------------------------------|---|----------|----------|----------|--------|-------|-----------|
| 1. Steven OSBORNE GT2C | | | | | | | |
| 1 | 1 | 2:26.169 | 47.743 | 1:01.747 | 36.679 | | 2:26.169 |
| 2 | 1 | 1:56.198 | 23.607 | 57.376 | 35.215 | 207.0 | 4:22.367 |
| 3 | 1 | 1:53.968 | 22.238 | 56.708 | 35.022 | 222.4 | 6:16.335 |
| 4 | 1 | 1:51.281 | 22.553 | 54.450 | 34.278 | 234.6 | 8:07.616 |
| 5 | 1 | 1:50.576 | 21.649 | 54.180 | 34.747 | 230.7 | 9:58.192 |
| 6 | 1 | 1:58.622 | 22.125 | 54.499 | 41.998 | 227.9 | 11:56.814 |
| 7 | 1 | 3:21.186 | 1:51.274 | 56.110 | 33.802 | | 15:18.000 |
| 8 | 1 | 1:47.932 | 21.464 | 53.017 | 33.451 | 237.7 | 17:05.932 |
| 9 | 1 | 1:47.767 | 21.433 | 52.381 | 33.953 | 239.2 | 18:53.699 |
| 10 | 1 | 1:47.012 | 21.341 | 52.483 | 33.188 | 239.7 | 20:40.711 |
| 11 | 1 | 2:01.677 | 21.796 | 52.803 | 47.078 | 232.2 | 22:42.388 |
| 12 | 1 | 7:52.724 | 6:19.931 | 57.917 | 34.876 | | 30:35.112 |
| 13 | 1 | 1:47.576 | 21.354 | 52.680 | 33.542 | 238.7 | 32:22.688 |
| 14 | 1 | 1:49.374 | 21.437 | 53.409 | 34.528 | 236.7 | 34:12.062 |
| 15 | 1 | 1:47.932 | 21.218 | 52.464 | 34.250 | 241.3 | 35:59.994 |
| 16 | 1 | 1:47.036 | 21.196 | 52.320 | 33.520 | 242.4 | 37:47.030 |



ENDURANCE RACING LEGENDS
ESTORIL CLASSICS
QUALIFYING 2

Sector Analysis

Personal Best Session Best B Crossing the finish line in pit lane

| Lap | D | Time | Sector 1 | Sector 2 | Sector 3 | T. Spd | Elapsed | Lap | D | Time | Sector 1 | Sector 2 | Sector 3 | T. Spd | Elapsed |
|--|---|-----------|----------|----------|----------|--------|-----------|---|---|-----------|----------|----------|----------|--------|-----------|
| 17 | 1 | 2:04.136B | 22.853 | 56.798 | 44.485 | 194.9 | 39:51.166 | 2 | 2 | 2:17.427 | 26.995 | 1:05.688 | 44.744 | 167.2 | 5:21.085 |
| 190 Ferrari F430 GTC Evo 2009 1. Pierre EHRET 2. Felipe LASER GT2C | | | | | | | | 3 | 2 | 2:16.735 | 28.705 | 1:05.936 | 42.094 | 156.8 | 7:37.820 |
| 1 | 1 | 2:32.386 | 48.192 | 1:03.849 | 40.345 | | 2:32.386 | 4 | 2 | 2:10.669 | 26.573 | 1:03.761 | 40.335 | 196.7 | 9:48.489 |
| 2 | 1 | 1:58.951 | 23.473 | 1:00.040 | 35.438 | 217.1 | 4:31.337 | 5 | 2 | 2:11.280 | 25.557 | 1:05.249 | 40.474 | 186.1 | 11:59.769 |
| 3 | 1 | 1:50.868 | 21.536 | 53.666 | 35.666 | 240.8 | 6:22.205 | 6 | 2 | 2:08.157 | 25.231 | 1:02.433 | 40.493 | 185.1 | 14:07.926 |
| 4 | 1 | 1:48.761 | 21.866 | 53.559 | 33.336 | 233.2 | 8:10.966 | 7 | 2 | 2:05.633 | 25.275 | 1:00.995 | 39.363 | 202.0 | 16:13.559 |
| 5 | 1 | 1:47.848 | 21.007 | 53.383 | 33.458 | 253.5 | 9:58.814 | 8 | 2 | 2:02.622 | 24.506 | 59.615 | 38.501 | 203.9 | 18:16.181 |
| 6 | 1 | 1:48.980 | 21.980 | 52.892 | 34.108 | 239.7 | 11:47.794 | 9 | 2 | 2:06.455 | 25.021 | 1:00.485 | 40.949 | 206.6 | 20:22.636 |
| 7 | 1 | 1:46.826 | 21.132 | 52.596 | 33.098 | 253.5 | 13:34.620 | 10 | 2 | 2:17.804B | 26.105 | 1:01.476 | 50.223 | 196.7 | 22:40.440 |
| 8 | 1 | 1:47.691 | 22.148 | 52.625 | 32.918 | 224.2 | 15:22.311 | 11 | 1 | 4:01.455 | 2:17.471 | 1:04.138 | 39.846 | | 26:41.895 |
| 9 | 1 | 1:52.622 | 22.758 | 55.728 | 34.136 | 227.4 | 17:14.933 | 12 | 1 | 2:09.554 | 25.003 | 1:05.163 | 39.388 | 204.7 | 28:51.449 |
| 10 | 1 | 1:46.422 | 21.233 | 52.283 | 32.906 | 249.5 | 19:01.355 | 13 | 1 | 2:03.450 | 24.455 | 1:00.873 | 38.122 | 211.3 | 30:54.899 |
| 11 | 1 | 1:58.300B | 22.028 | 53.153 | 43.119 | 235.1 | 20:59.655 | 14 | 1 | 2:01.938 | 24.251 | 59.487 | 38.200 | 212.1 | 32:56.837 |
| 12 | 2 | 4:06.461 | 2:42.924 | 51.408 | 32.129 | | 25:06.116 | 15 | 1 | 2:01.743 | 24.239 | 59.910 | 37.594 | 213.4 | 34:58.580 |
| 13 | 2 | 1:55.320 | 20.512 | 1:01.940 | 32.868 | 253.5 | 27:01.436 | 16 | 1 | 2:01.645 | 23.770 | 1:00.248 | 37.627 | 208.5 | 37:00.225 |
| 14 | 2 | 1:43.539 | 20.456 | 50.821 | 32.262 | 252.3 | 28:44.975 | 17 | 1 | 2:00.893 | 23.980 | 59.766 | 37.147 | 205.8 | 39:01.118 |
| 15 | 2 | 1:48.690 | 20.404 | 54.333 | 33.953 | 253.5 | 30:33.665 | 18 | 1 | 2:00.543 | 23.641 | 59.373 | 37.529 | 204.3 | 41:01.661 |
| 16 | 2 | 1:42.815 | 20.334 | 50.132 | 32.349 | 250.6 | 32:16.480 | 964 Porsche 964 Bi-Turbo 1996 1. Oren NATAF GT2A | | | | | | | |
| 17 | 2 | 1:53.785 | 21.094 | 59.409 | 33.282 | 252.3 | 34:10.265 | 1 | 1 | 2:43.636 | 53.707 | 1:08.235 | 41.694 | | 2:43.636 |
| 18 | 2 | 1:42.502 | 20.369 | 50.097 | 32.036 | 252.9 | 35:52.767 | 2 | 1 | 2:07.552 | 25.800 | 1:02.014 | 39.738 | 192.9 | 4:51.188 |
| 19 | 2 | 1:54.556B | 20.539 | 50.174 | 43.843 | 253.5 | 37:47.323 | 3 | 1 | 2:08.156 | 26.095 | 1:02.046 | 40.015 | 176.3 | 6:59.344 |
| 230 Pilbeam MP91 2004 1. Richard BRADLEY LMP2B | | | | | | | | 4 | 1 | 2:09.350 | 26.037 | 1:02.975 | 40.338 | 189.9 | 9:08.694 |
| 1 | 1 | 5:09.322 | 3:35.189 | 57.620 | 36.513 | | 5:09.322 | 5 | 1 | 2:06.538 | 25.592 | 1:01.231 | 39.715 | 192.5 | 11:15.232 |
| 2 | 1 | 1:58.946 | 22.485 | 54.722 | 41.739 | 248.9 | 7:08.268 | 6 | 1 | 2:06.962 | 26.253 | 1:01.329 | 39.380 | 193.9 | 13:22.194 |
| 3 | 1 | 1:43.640 | 20.052 | 51.517 | 32.071 | 247.8 | 8:51.908 | 7 | 1 | 2:08.565 | 25.244 | 1:03.107 | 40.214 | 207.7 | 15:30.759 |
| 4 | 1 | 1:43.852 | 21.067 | 50.764 | 32.021 | 251.8 | 10:35.760 | 8 | 1 | 2:11.285 | 26.787 | 1:03.463 | 41.035 | 196.3 | 17:42.044 |
| 5 | 1 | 1:42.287 | 20.101 | 50.332 | 31.854 | 247.8 | 12:18.047 | 9 | 1 | 2:10.542 | 26.442 | 1:03.045 | 41.055 | 182.7 | 19:52.586 |
| 6 | 1 | 1:45.518 | 20.149 | 52.172 | 33.197 | 248.9 | 14:03.565 | 10 | 1 | 2:07.345 | 26.068 | 1:02.118 | 39.159 | 183.0 | 21:59.931 |
| 7 | 1 | 1:42.965 | 20.077 | 50.282 | 32.606 | 246.1 | 15:46.530 | 11 | 1 | 2:05.125 | 24.510 | 1:01.125 | 39.490 | 210.9 | 24:05.056 |
| 8 | 1 | 2:11.630B | 23.009 | 1:00.794 | 47.827 | 224.6 | 17:58.160 | 12 | 1 | 2:03.818 | 25.220 | 1:00.234 | 38.364 | 208.9 | 26:08.874 |
| 300 Ferrari F430 GTC 2009 1. Mauro RICCI GT2C | | | | | | | | 13 | 1 | 2:02.308 | 24.790 | 59.783 | 37.735 | 200.9 | 28:11.182 |
| 1 | 1 | 3:22.553 | 1:46.499 | 59.709 | 36.345 | | 3:22.553 | 14 | 1 | 2:00.880 | 24.269 | 59.196 | 37.415 | 200.9 | 30:12.062 |
| 2 | 1 | 1:58.127 | 22.491 | 56.458 | 39.178 | 222.8 | 5:20.680 | 15 | 1 | 2:12.738 | 24.411 | 1:03.819 | 44.508 | 206.2 | 32:24.800 |
| 3 | 1 | 1:53.407 | 22.789 | 55.835 | 34.783 | 239.7 | 7:14.087 | 16 | 1 | 2:04.786 | 24.691 | 1:00.219 | 39.876 | 203.9 | 34:29.586 |
| 4 | 1 | 1:50.458 | 21.575 | 54.037 | 34.846 | 246.1 | 9:04.545 | 17 | 1 | 2:03.831 | 24.489 | 1:00.075 | 39.267 | 205.4 | 36:33.417 |
| 5 | 1 | 1:51.508 | 21.727 | 55.147 | 34.634 | 244.5 | 10:56.053 | 18 | 1 | 2:33.585B | 28.805 | 1:06.569 | 58.211 | 159.0 | 39:07.002 |
| 6 | 1 | 1:51.514 | 21.945 | 53.998 | 35.571 | 245.1 | 12:47.567 | | | | | | | | |
| 7 | 1 | 1:49.595 | 21.699 | 53.527 | 34.369 | 241.8 | 14:37.162 | | | | | | | | |
| 8 | 1 | 1:57.866 | 26.147 | 56.159 | 35.560 | 245.6 | 16:35.028 | | | | | | | | |
| 9 | 1 | 1:51.758 | 22.475 | 54.439 | 34.844 | 236.7 | 18:26.786 | | | | | | | | |
| 10 | 1 | 2:13.588B | 22.317 | 1:06.145 | 45.126 | 236.2 | 20:40.374 | | | | | | | | |
| 11 | 1 | 5:16.182 | 3:31.665 | 1:09.183 | 35.334 | | 25:56.556 | | | | | | | | |
| 12 | 1 | 1:52.024 | 22.686 | 54.800 | 34.538 | 207.4 | 27:48.580 | | | | | | | | |
| 13 | 1 | 1:49.940 | 21.861 | 53.749 | 34.330 | 241.8 | 29:38.520 | | | | | | | | |
| 14 | 1 | 1:49.317 | 21.695 | 53.484 | 34.138 | 244.0 | 31:27.837 | | | | | | | | |
| 15 | 1 | 1:48.585 | 21.683 | 53.175 | 33.727 | 242.9 | 33:16.422 | | | | | | | | |
| 16 | 1 | 2:00.626B | 21.238 | 53.631 | 45.757 | 247.8 | 35:17.048 | | | | | | | | |
| 311 Porsche 996 GT3-RSR 2003 1. Hervé DELAUNAY 2. Marie-Amélie DELAUNAY GT2B | | | | | | | | 1 | 2 | 3:03.658 | 1:12.408 | 1:08.777 | 42.473 | | 3:03.658 |