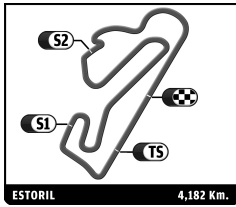


ENDURANCE RACING LEGENDS  
ESTORIL CLASSICS  
QUALIFYING 1

Sector Analysis

											Personal Best		Session Best		B Crossing the finish line in pit lane			
Lap	D	Time	Sector 1	Sector 2	Sector 3	T. Spd	Elapsed	Lap	D	Time	Sector 1	Sector 2	Sector 3	T. Spd	Elapsed			
<b>8</b>	Aston Martin DBR9 2006 1. Franz WUNDERLICH 2. Patrick SIMON							GT1B										
	1	1	4:05.840	B	2:03.100	58.691	1:04.049	4:05.840	15	1	2:55.102	1:32.677	50.440	31.985	32:25.836			
	2	1	6:02.259		4:36.443	52.936	32.880	10:08.099	16	1	1:42.097	20.140	50.109	31.848	256.4	34:07.933		
	3	1	1:42.730		20.638	50.674	31.418	256.4	11:50.829	17	1	1:41.386	20.193	49.599	31.594	258.8	35:49.319	
	4	1	1:46.145		22.581	50.807	32.757	225.1	13:36.974	18	1	1:45.400	20.379	50.891	34.130	261.9	37:34.719	
	5	1	1:44.976		20.353	52.564	32.059	248.4	15:21.950	19	1	1:42.203	20.264	50.060	31.879	255.8	39:16.922	
	6	1	1:42.109		20.344	50.040	31.725	256.4	17:04.059	20	1	1:54.429	B	20.791	53.288	40.350	245.1	41:11.351
	7	1	1:54.711	B	21.758	51.483	41.470	215.0	18:58.770									
	8	2	5:20.705		3:58.922	50.127	31.656	24:19.475										
	9	2	1:42.431		20.660	50.186	31.585	244.5	26:01.906									
	10	2	1:40.944		19.944	49.410	31.590	261.9	27:42.850									
	11	2	1:40.650		20.072	48.869	31.709	252.3	29:23.500									
	12	2	1:39.887		19.973	48.859	31.055	254.1	31:03.387									
	13	2	1:56.750	B	22.042	53.286	41.422	248.9	33:00.137									
	14	1	3:44.149		2:20.926	51.228	31.995	36:44.286										
	15	1	1:43.186		20.341	51.036	31.809	251.8	38:27.472									
	16	1	1:45.235		21.327	52.128	31.780	237.2	40:12.707									
<b>12</b>	Porsche 993 GT2 1996 1. Henrique GEMPERLE 2. Marc de SIEBENTHAL							GT2A										
	1	2	3:00.669		1:08.096	1:07.598	44.975	3:00.669										
	2	2	2:54.034	B	35.565	1:13.895	1:04.574	112.4	5:54.703									
	3	2	4:51.161		3:11.855	1:01.962	37.344	10:45.864										
	4	2	1:53.302		23.061	55.065	35.176	219.3	12:39.166									
	5	2	1:50.766		22.038	54.202	34.526	235.7	14:29.932									
	6	2	2:09.653	B	22.221	57.842	49.590	237.7	16:39.585									
	7	1	4:14.576		2:39.906	58.212	36.458	20:54.161										
	8	1	1:54.082		23.365	55.362	35.355	223.7	22:48.243									
	9	1	1:55.447		22.478	55.448	37.521	239.7	24:43.690									
	10	1	1:55.357		23.730	56.543	35.084	231.2	26:39.047									
	11	1	1:52.645		22.655	54.776	35.214	244.0	28:31.692									
	12	1	1:54.876		23.932	55.434	35.510	237.2	30:26.568									
	13	1	1:53.082		22.513	55.088	35.481	242.9	32:19.650									
	14	1	1:54.004		22.493	56.166	35.345	242.9	34:13.654									
	15	1	1:51.936		22.080	54.741	35.115	243.4	36:05.590									
	16	1	1:55.258		22.618	54.964	37.676	245.6	38:00.848									
17	1	1:55.153		22.515	57.243	35.395	242.4	39:56.001										
18	1	1:52.200		22.236	54.632	35.332	244.0	41:48.201										
<b>14</b>	Maserati MC12 GT1 2005 1. Evgeny KIREEV							GT1B										
	1	1	2:05.368		36.640	55.176	33.552	2:05.368										
	2	1	2:12.046	B	20.726	54.445	56.875	240.3	4:17.414									
	3	1	5:53.470		4:28.560	52.539	32.371	10:10.884										
	4	1	1:44.969		20.569	52.341	32.059	256.4	11:55.853									
	5	1	1:45.290		20.866	51.730	32.694	248.4	13:41.143									
	6	1	1:47.446		20.762	52.527	34.157	258.8	15:28.589									
	7	1	1:43.047		20.111	51.045	31.891	255.8	17:11.636									
	8	1	1:44.026		20.648	51.365	32.013	250.6	18:55.662									
	9	1	1:44.305		20.485	52.112	31.708	263.1	20:39.967									
	10	1	1:43.424		20.345	50.893	32.186	261.3	22:23.391									
	11	1	1:46.718		20.193	51.148	32.377	263.8	24:07.109									
	12	1	1:43.110		20.314	53.068	32.728	259.4	25:53.219									
	13	1	1:45.980		21.272	51.367	33.341	246.1	27:39.199									
	14	1	1:51.535	B	20.205	51.439	39.891	267.0	29:30.734									
	<b>16</b>	Porsche 997 GT3-RSR 2007 1. Marc DEVIS							GT2C									
		1	1	3:18.461	B	1:21.712	1:06.594	50.155	3:18.461									
2		1	7:18.271		5:45.976	57.480	34.815	10:36.732										
3		1	1:54.005		23.101	55.411	35.493	214.2	12:30.737									
4		1	1:49.273		22.063	53.163	34.047	228.3	14:20.010									
5		1	1:49.815		21.915	53.619	34.281	245.6	16:09.825									
6		1	1:48.050		21.045	52.291	34.714	250.6	17:57.875									
7		1	1:49.116		21.135	52.563	35.418	250.0	19:46.991									
8		1	1:53.773		21.251	56.269	36.253	250.6	21:40.764									
9		1	1:46.867		21.303	52.229	33.335	245.1	23:27.631									
10		1	1:46.552		21.538	51.769	33.245	249.5	25:14.183									
11		1	1:46.668		21.336	51.749	33.583	248.9	27:00.851									
12		1	2:04.837	B	22.459	54.272	48.106	244.5	29:05.688									
13		1	4:28.039		2:57.728	55.573	34.738	33:33.727										
14		1	1:50.563		21.440	55.868	33.255	244.0	35:24.290									
15		1	1:46.698		21.490	52.108	33.100	246.1	37:10.988									
16		1	2:06.989	B	24.979	55.822	46.188	218.9	39:17.977									
<b>19</b>	Saleen S7-R 2001 1. Steve BROOKS							GT1B										
	1	1	11:18.230		9:46.513	57.619	34.098	11:18.230										
	2	1	1:51.209		23.044	54.969	33.196	202.4	13:09.439									
	3	1	1:44.105		20.491	50.578	33.036	248.4	14:53.544									
	4	1	1:42.648		20.224	50.414	32.010	263.1	16:36.192									
	5	1	1:42.531		20.018	50.145	32.368	263.1	18:18.723									
	6	1	1:45.293		20.490	52.625	32.178	254.1	20:04.016									
	7	1	1:59.824	B	20.410	51.115	48.299	265.0	22:03.840									
	8	1	5:22.302		3:54.455	54.105	33.742	27:26.142										
	9	1	1:41.274		20.147	49.533	31.594	260.7	29:07.416									
	10	1	1:47.782		22.093	54.009	31.680	237.2	30:55.198									
	11	1	1:43.936		20.447	51.092	32.397	240.3	32:39.134									
	12	1	1:41.162		20.677	49.057	31.428	263.8	34:20.296									
	13	1	1:43.378		20.148	50.475	32.755	263.8	36:03.674									
	14	1	1:45.239		20.139	51.461	33.639	265.0	37:48.913									
	15	1	1:41.690		19.893	49.880	31.917	263.8	39:30.603									
	16	1	1:42.259		19.973	50.206	32.080	263.1	41:12.862									
<b>25</b>	Lola-MG EX264 2005 1. Mike NEWTON							LMP2B										
	1	1	3:06.141	B	1:21.705	59.429	45.007	3:06.141										
	2	1	7:34.781		6:10.199	53.177	31.405	10:40.922										
	3	1	1:41.235		20.126	50.259	30.850	267.0	12:22.157									
	4	1	1:40.674		20.079	49.526	31.069	262.5	14:02.831									
	5	1	1:39.174		19.444	48.530	31.200	267.6	15:42.005									
	6	1	1:42.811		19.212	52.398	31.201	270.2	17:24.816									
	7	1	1:38.327		18.930	48.064	31.333	272.2	19:03.143									
	8	1	2:00.913	B	21.231	57.356	42.326	268.3	21:04.056									
	9	1	10:17.160		8:52.686	52.507	31.967	31:21.216										
	10	1	1:39.601		20.805	48.416	30.380	268.9	33:00.817									



# ENDURANCE RACING LEGENDS ESTORIL CLASSICS QUALIFYING 1

## Sector Analysis

Personal Best Session Best B Crossing the finish line in pit lane

Lap	D	Time	Sector 1	Sector 2	Sector 3	T. Spd	Elapsed
11	1	1:38.804	19.421	48.225	31.158	269.6	34:39.621
12	1	<b>1:37.207</b>	18.969	<b>47.959</b>	<b>30.279</b>	268.3	36:16.828
13	1	2:11.692 B	20.993	1:00.010	50.689	268.9	38:28.520

29		Porsche 996 GT3-RSR 2006		1.Christian TRABER		GT2C	
1	1	4:35.737 B	2:20.635	1:18.130	56.972		4:35.737
2	1	5:51.202	4:15.464	1:00.817	34.921		10:26.939
3	1	1:51.417	22.581	54.391	34.445	225.6	12:18.356
4	1	1:49.424	21.846	53.721	33.857	242.4	14:07.780
5	1	1:48.756	21.826	52.951	33.979	246.7	15:56.536
6	1	2:02.234 B	23.575	54.722	43.937	243.4	17:58.770
7	1	3:06.098	1:39.319	53.063	33.716		21:04.868
8	1	<b>1:47.199</b>	<b>20.875</b>	52.880	33.444	255.8	22:52.067
9	1	1:48.092	21.157	52.893	34.042	246.7	24:40.159
10	1	1:46.746	21.408	<b>52.211</b>	<b>33.127</b>	235.1	26:26.905
11	1	2:01.088 B	21.083	52.366	47.639	246.1	28:27.993

36		Porsche 993 GT2 1997		1.Mark SUMPTER		GT2A	
1	1	2:43.315	1:03.118	1:02.581	37.616		2:43.315
2	1	2:35.029 B	23.607	1:14.455	56.967	212.9	5:18.344
3	1	5:20.787	3:44.244	1:00.922	35.621		10:39.131
4	1	1:52.208	22.696	54.280	35.232	221.5	12:31.339
5	1	1:50.912	22.178	53.490	35.244	232.7	14:22.251
6	1	1:49.816	21.875	53.312	34.629	223.7	16:12.067
7	1	1:53.056	21.601	53.536	37.919	242.4	18:05.123
8	1	1:48.610	21.551	52.929	34.130	239.7	19:53.733
9	1	1:54.548	21.880	55.818	36.850	245.6	21:48.281
10	1	1:48.642	21.887	52.397	34.358	241.8	23:36.923
11	1	<b>1:47.069</b>	<b>21.077</b>	52.315	<b>33.677</b>	249.5	25:23.992
12	1	2:24.327 B	24.324	1:07.603	52.400	223.3	27:48.319
13	1	3:21.237	1:38.481	1:03.891	38.865		31:09.556
14	1	1:47.598	21.310	52.426	33.862	234.2	32:57.154
15	1	1:52.552	22.042	56.347	34.163	228.3	34:49.706
16	1	1:48.848	21.549	52.504	34.795	236.7	36:38.554
17	1	1:48.390	21.334	<b>52.039</b>	35.017	240.3	38:26.944
18	1	2:24.811 B	23.393	1:06.160	55.258	216.3	40:51.755

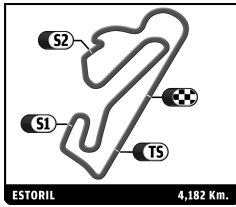
38		Porsche 997 GT3 RSR 2007		1.Dominique GUENAT		GT2C	
1	1	4:00.005 B	1:42.251	1:07.140	1:10.614		4:00.005
2	1	6:29.789	4:51.905	1:01.959	35.925		10:29.794
3	1	1:50.821	22.313	54.249	34.259	231.7	12:20.615
4	1	1:50.713	22.422	53.987	34.304	224.2	14:11.328
5	1	1:51.475	22.002	53.886	35.587	235.7	16:02.803
6	1	2:05.000 B	21.865	56.411	46.724	234.6	18:07.803
7	1	4:28.824	2:58.173	55.861	34.790		22:36.627
8	1	1:49.741	22.072	<b>53.374</b>	34.295	224.6	24:26.368
9	1	<b>1:49.457</b>	21.768	53.469	34.220	227.9	26:15.825
10	1	2:09.540 B	<b>21.405</b>	58.837	49.298	234.2	28:25.365
11	1	4:36.156	3:04.943	56.023	35.190		33:01.521
12	1	1:49.557	21.736	53.420	34.401	232.2	34:51.078
13	1	1:50.777	22.007	54.576	<b>34.194</b>	227.4	36:41.855
14	1	1:52.443	21.947	54.926	35.570	234.6	38:34.298
15	1	1:54.299	22.107	55.794	36.398	219.3	40:28.597

43		Lotus Elise GT1 1997		1.Loris HEZEMANS		GT1A	
2.Mike HEZEMANS							
1	2	2:24.856	56.604	54.813	33.439		2:24.856
2	2	2:13.502 B	19.548	1:03.455	50.499	241.3	4:38.358
3	1	7:33.364 B	5:52.384	57.140	43.840		12:11.722
4	1	8:10.949 B	6:32.157	55.161	43.631		20:22.671
5	2	15:08.858	...	51.712	34.530		35:31.529
6	2	<b>1:40.098</b>	19.343	49.550	31.205	265.0	37:11.627
7	2	1:40.149	19.364	49.535	31.250	268.3	38:51.776
8	2	1:38.173	<b>19.206</b>	<b>48.283</b>	<b>30.684</b>	276.3	40:29.949

46		Maserati MC12 GT1 2005		1.Joe MACARI		GT1B	
2.Dario FRANCHITTI							
1	2	2:08.186	45.175	51.435	31.576		2:08.186
2	2	2:11.425 B	20.007	54.457	56.961	244.5	4:19.611
3	2	6:01.245	4:35.129	54.567	31.549		10:20.856
4	2	1:42.662	20.492	51.230	30.940	260.7	12:03.518
5	2	1:38.805	19.979	48.093	30.733	248.4	13:42.323
6	2	1:43.072	21.274	48.891	32.907	264.4	15:25.395
7	2	1:38.825	<b>19.219</b>	48.046	31.560	274.9	17:04.220
8	2	<b>1:36.923</b>	19.266	<b>46.980</b>	<b>30.677</b>	275.6	18:41.143
9	2	1:49.530 B	20.073	50.175	39.282	245.1	20:30.673
10	1	4:36.185	3:08.766	54.551	32.868		25:06.858
11	1	1:44.234	20.297	50.293	33.644	255.2	26:51.092
12	1	1:42.273	20.113	49.691	32.469	263.8	28:33.365
13	1	1:50.024	21.260	50.960	37.804	243.4	30:23.389
14	1	1:43.524	20.894	50.173	32.457	254.7	32:06.913
15	1	1:49.128	20.626	53.574	34.928	248.4	33:56.041
16	1	1:43.796	20.546	50.546	32.704	255.2	35:39.837
17	1	1:42.779	20.064	49.739	32.976	252.9	37:22.616
18	1	1:45.002	19.783	51.454	33.765	265.0	39:07.618
19	1	1:43.451	20.639	50.243	32.569	251.8	40:51.069

50		Porsche 996 RSR TT 2006		1.Michael FÖVÉNY		GT1B	
2.Stefan ROITMAYER							
1	2	4:15.156 B	2:15.547	59.770	59.839		4:15.156
2	2	6:32.289	5:05.115	55.011	32.163		10:47.445
3	2	1:43.497	20.583	49.992	32.922	257.0	12:30.942
4	2	1:41.509	20.611	49.245	31.653	251.2	14:12.451
5	2	2:01.992 B	20.197	50.921	50.874	250.0	16:14.443
6	2	3:21.224	1:54.043	53.797	33.384		19:35.667
7	2	1:40.380	19.813	<b>49.062</b>	<b>31.505</b>	248.9	21:16.047
8	2	<b>1:40.975</b>	<b>19.609</b>	49.573	31.793	277.0	22:57.022
9	2	1:42.954	20.013	49.697	33.244	274.2	24:39.976
10	2	2:07.745 B	20.692	55.813	51.240	263.8	26:47.721
11	1	4:05.033	2:28.869	58.838	37.326		30:52.754
12	1	1:55.862	24.273	55.735	35.854	209.7	32:48.616
13	1	1:56.144	22.457	55.543	38.144	228.3	34:44.760
14	1	1:52.782	22.101	54.946	35.735	249.5	36:39.542
15	1	1:55.877	22.283	57.218	36.376	239.2	38:33.419
16	1	2:05.423 B	22.531	55.620	47.272	234.2	40:38.842

63		Chevrolet Corvette C6 ZR1 2010		1.John EMBERSON		GT2C	
2.Nigel GREENSALL							
1	1	2:26.060	44.075	1:03.303	38.682		2:26.060
2	1	2:22.527 B	25.122	1:05.355	52.050	185.1	4:48.587



ENDURANCE RACING LEGENDS  
ESTORIL CLASSICS  
QUALIFYING 1

Sector Analysis

Personal Best Session Best B Crossing the finish line in pit lane

Lap	D	Time	Sector 1	Sector 2	Sector 3	T. Spd	Elapsed	Lap	D	Time	Sector 1	Sector 2	Sector 3	T. Spd	Elapsed
3	1	6:11.238	4:37.389	57.443	36.406		10:59.825	9	1	1:48.867	21.567	53.398	33.902	241.8	24:49.025
4	1	1:52.224	23.248	54.405	34.571	204.3	12:52.049	10	1	2:06.229 B	21.683	56.004	48.542	236.7	26:55.254
5	1	1:50.921	22.131	54.726	34.064	224.6	14:42.970	11	1	3:37.264	2:08.462	54.791	34.011		30:32.518
6	1	1:48.252	22.027	52.776	33.449	212.9	16:31.222	12	1	1:48.184	21.359	53.104	33.721	245.6	32:20.702
7	1	1:47.613	21.939	52.369	33.305	217.6	18:18.835	13	1	1:50.356	21.670	53.284	35.402	244.0	34:11.058
8	1	1:47.646	21.557	52.940	33.149	214.6	20:06.481	14	1	1:48.399	21.791	52.712	33.896	238.2	35:59.457
9	1	1:51.977	24.355	53.806	33.816	203.9	21:58.458	15	1	1:52.468	21.328	53.950	37.190	248.9	37:51.925
10	1	1:51.501	21.838	54.473	35.190	223.7	23:49.959	16	1	1:48.126	21.251	53.209	33.666	249.5	39:40.051
11	1	1:49.902	22.802	52.952	34.148	205.0	25:39.861	17	1	1:47.601	21.060	53.283	33.258	246.7	41:27.652
12	1	1:59.531 B	21.573	54.892	43.066	231.2	27:39.392								
13	2	4:24.077	2:50.758	57.870	35.449		32:03.469								
14	2	1:46.042	21.446	51.887	32.709	243.4	33:49.511								
15	2	1:45.137	20.900	51.177	33.060	239.2	35:34.648								
16	2	1:43.648	20.418	51.184	32.046	250.0	37:18.296								
17	2	2:04.140 B	20.957	56.075	47.108	245.1	39:22.436								

66		Porsche 993 GT2 1998		GT2A	
		1.Kyle TILLEY			
		2.Marino FRANCHITTI			
1	1	10:19.541			10:19.541
2	1	1:54.603			12:14.144
3	1	1:52.108			14:06.252
4	1	6:15.210			20:21.462
5	1	1:49.616			22:11.078
6	1	5:26.934			27:38.012
7	1	1:53.863			29:31.875
8	1	1:49.855			31:21.730
9	1	1:48.420			33:10.150
10	1	1:47.820			34:57.970

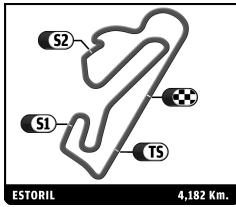
69		Porsche 996 GT3 RS 2001		GT2B		
		1.Paul PHILLIPS				
1	1	3:32.619 B	1:20.972	1:10.681	1:00.966	3:32.619
2	1	7:43.651	5:58.795	1:05.140	39.716	11:16.270
3	1	2:06.789	25.005	1:01.457	40.327	13:23.059
4	1	2:08.249	24.816	1:03.257	40.176	15:31.308
5	1	2:05.236	25.132	1:01.740	38.364	17:36.544
6	1	2:03.386	25.015	1:00.316	38.055	19:39.930
7	1	2:00.547	24.059	59.176	37.312	21:40.477
8	1	1:59.112	24.320	57.555	37.237	23:39.589
9	1	2:01.658	23.062	1:00.357	38.239	25:41.247
10	1	2:02.394	24.132	59.761	38.501	27:43.641
11	1	2:01.734	23.956	58.327	39.451	29:45.375
12	1	2:00.050	24.146	58.450	37.454	31:45.425
13	1	1:59.490	23.976	57.907	37.607	33:44.915
14	1	2:00.673	24.057	57.853	38.763	35:45.588
15	1	2:47.701 B	23.906	58.638	1:25.157	38:33.289

75		Porsche 997 GT3 RSR 2009		GT2C		
		1.Lee MAXTED-PAGE				
1	1	3:12.178 B	1:14.333	1:03.503	54.342	3:12.178
2	1	8:49.671	7:15.592	59.560	34.519	12:01.849
3	1	1:50.600	23.657	53.183	33.760	13:52.449
4	1	1:50.955	22.864	54.227	33.864	15:43.404
5	1	1:49.797	22.167	53.169	34.461	17:33.201
6	1	1:49.392	21.955	53.551	33.886	19:22.593
7	1	1:49.037	21.949	53.119	33.969	21:11.630
8	1	1:48.528	22.046	53.258	33.224	23:00.158

76		Porsche 996 GT3-RSR 2006		GT2C		
		1.Jean-Lou RIHON				
		2.Nick PADMORE				
1	1	2:35.277	57.002	1:00.742	37.533	2:35.277
2	1	2:19.857 B	23.855	1:03.279	52.723	4:55.134
3	1	5:32.595	3:58.906	58.551	35.138	10:27.729
4	1	1:51.371	22.415	54.721	34.235	12:19.100
5	1	1:50.650	21.776	54.037	34.837	14:09.750
6	1	1:51.995	21.638	55.329	35.028	16:01.745
7	1	1:53.206	21.982	54.494	36.730	17:54.951
8	1	2:01.494 B	22.011	54.283	45.200	19:56.445
9	1	6:17.203	4:45.351	56.349	35.503	26:13.648
10	1	1:51.640	22.419	54.338	34.883	28:05.288
11	1	1:52.220	22.501	54.656	35.063	29:57.508
12	1	1:51.327	21.882	54.750	34.695	31:48.835
13	1	1:50.876	22.065	53.948	34.863	33:39.711
14	1	1:52.656	21.676	55.157	35.823	35:32.367
15	1	1:50.385	21.896	53.901	34.588	37:22.752
16	1	1:50.221	21.878	53.283	35.060	39:12.973
17	1	1:49.639	21.712	53.878	34.049	41:02.612

84		Porsche 996 GT3 RS 2001		GT2B		
		1.Erik MARIS				
1	1	10:12.162	8:30.757	1:04.086	37.319	10:12.162
2	1	1:57.162	23.598	58.584	34.980	12:09.324
3	1	1:51.874	22.467	55.432	33.975	14:01.198
4	1	2:20.929 B	22.247	54.939	1:03.743	16:22.127
5	1	5:18.680	3:42.677	58.707	37.296	21:40.807
6	1	1:51.918	23.006	54.892	34.020	23:32.725
7	1	1:49.848	22.058	54.068	33.722	25:22.573
8	1	2:03.885	24.882	1:02.593	36.410	27:26.458
9	1	1:50.260	21.833	54.290	34.137	29:16.718
10	1	2:08.039	24.772	1:05.425	37.842	31:24.757
11	1	1:56.887	21.697	57.131	38.059	33:21.644
12	1	1:49.210	21.568	54.035	33.607	35:10.854
13	1	2:29.632 B	27.803	1:09.224	52.605	37:40.486

97		Marcos LM500 1994		GT2A		
		1.Stephen KEATING				
1	1	3:56.752 B	1:34.175	1:14.365	1:08.212	3:56.752
2	1	6:48.412	5:01.814	1:06.510	40.088	10:45.164
3	1	2:07.729	25.786	1:02.780	39.163	12:52.893
4	1	2:04.428	24.580	1:00.802	39.046	14:57.321
5	1	2:03.331	24.748	1:00.577	38.006	17:00.652
6	1	2:14.483 B	24.945	1:01.188	48.350	19:15.135
7	1	4:32.696	2:54.995	59.946	37.755	23:47.831
8	1	2:02.651	24.678	1:00.377	37.596	25:50.482
9	1	2:02.626	25.502	59.654	37.470	27:53.108



ENDURANCE RACING LEGENDS  
ESTORIL CLASSICS  
QUALIFYING 1

Sector Analysis

Personal Best Session Best B Crossing the finish line in pit lane

Lap	D	Time	Sector 1	Sector 2	Sector 3	T. Spd	Elapsed	Lap	D	Time	Sector 1	Sector 2	Sector 3	T. Spd	Elapsed
10	1	2:00.323	24.361	58.795	37.167	200.6	29:53.431	7	1	1:39.727	19.908	48.959	30.860	257.0	18:56.309
11	1	2:12.354 <b>B</b>	24.325	1:00.404	47.625	203.9	32:05.785	8	1	1:51.332 <b>B</b>	20.157	49.750	41.425	237.2	20:47.641
12	1	3:28.862	1:47.871	1:02.362	38.629		35:34.647	9	1	5:06.241	3:45.003	50.218	31.020		25:53.882
13	1	2:01.419	24.137	59.530	37.752	202.8	37:36.066	10	1	1:40.975	20.781	49.008	31.186	248.9	27:34.857
14	1	2:00.223	24.160	59.253	36.810	202.4	39:36.289	11	1	1:40.455	19.547	48.529	32.379	270.9	29:15.312
15	1	1:58.782	23.894	58.287	36.601	202.8	41:35.071	12	1	1:39.996	19.553	49.154	31.289	272.2	30:55.308
								13	1	1:39.125	19.763	48.564	30.798	270.2	32:34.433
								14	1	1:51.009 <b>B</b>	19.874	48.355	42.780	254.7	34:25.442

**115** Ferrari F430 GTC Evo 2008  
1. Mathias DEVIS GT2C

1	1	3:01.431	1:18.470	1:03.980	38.981		3:01.431
2	1	2:54.616 <b>B</b>	35.794	1:13.866	1:04.956	100.8	5:56.047
3	1	4:44.849	3:14.040	55.849	34.960		10:40.896
4	1	1:50.904	22.411	53.349	35.144	214.6	12:31.800
5	1	1:48.977	22.344	53.069	33.564	216.3	14:20.777
6	1	1:49.344	22.019	53.085	34.240	216.7	16:10.121
7	1	1:48.375	21.581	53.077	33.717	238.2	17:58.496
8	1	1:47.336	21.387	52.010	33.939	238.7	19:45.832
9	1	1:47.800	21.516	52.639	33.645	238.7	21:33.632
10	1	1:47.667	21.480	52.522	33.665	233.7	23:21.299
11	1	2:02.161 <b>B</b>	21.548	53.011	47.602	239.7	25:23.460
12	1	4:29.265	3:02.172	53.704	33.389		29:52.725
13	1	1:47.234	21.497	52.171	33.566	235.1	31:39.959
14	1	1:52.289	21.466	57.308	33.515	238.7	33:32.248
15	1	1:48.490	21.492	53.458	33.540	239.2	35:20.738
16	1	1:47.659	21.538	52.607	33.514	234.2	37:08.397
17	1	1:48.796	21.393	53.988	33.415	244.0	38:57.193
18	1	1:46.677	21.300	52.417	32.960	241.3	40:43.870

**136** Porsche 997 GT3 RSR 2007  
1. Vincent KOLB  
2. Max MORITZ GT2C

1	1	3:43.431 <b>B</b>	1:35.016	1:03.251	1:05.164		3:43.431
2	1	6:30.963	4:55.610	59.908	35.445		10:14.394
3	1	1:52.932	22.044	56.442	34.446	208.1	12:07.326
4	1	1:50.743	21.904	53.868	34.971	211.7	13:58.069
5	1	1:49.198	21.339	54.063	33.796	222.8	15:47.267
6	1	1:49.165	21.790	52.983	34.392	226.5	17:36.432
7	1	1:49.783	21.936	54.509	33.338	224.6	19:26.215
8	1	1:47.326	21.293	52.862	33.171	226.9	21:13.541
9	1	1:47.921	21.051	53.728	33.142	234.6	23:01.462
10	1	1:46.896	21.320	52.550	33.026	229.8	24:48.358
11	1	1:46.864	21.007	52.694	33.163	235.7	26:35.222
12	1	1:47.178	21.161	52.763	33.254	233.2	28:22.400
13	1	2:00.705 <b>B</b>	22.141	54.684	43.880	236.7	30:23.105
14	2	3:29.922	2:02.049	54.325	33.548		33:53.027
15	2	1:48.223	21.217	53.246	33.760	224.2	35:41.250
16	2	1:47.938	22.083	52.724	33.131	229.8	37:29.188
17	2	1:46.527	21.216	52.223	33.088	244.5	39:15.715
18	2	1:49.732	21.383	54.621	33.728	223.3	41:05.447

**140** Reynard Nasamax 2004  
1. Sebastian GLASER LMP1B

1	1	3:39.467 <b>B</b>	1:40.236	57.294	1:01.937		3:39.467
2	1	6:19.424	4:57.179	50.740	31.505		9:58.891
3	1	2:14.783	19.539	1:23.300	31.944	262.5	12:13.674
4	1	1:42.609	21.217	49.682	31.710	231.2	13:56.283
5	1	1:39.444	19.809	48.278	31.357	253.5	15:35.727
6	1	1:40.855	20.244	48.676	31.935	272.2	17:16.582

**156** Porsche 996 RSR TT 2002  
1. Pierre AVIRON-VIOLET GT1B

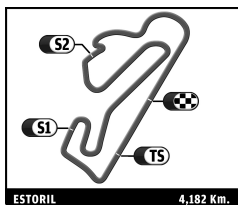
1	1	3:44.593 <b>B</b>	1:13.403	1:22.890	1:08.300		3:44.593
2	1	11:59.840	...	1:08.829	40.480		15:44.433
3	1	2:14.496	28.269	1:04.500	41.727	159.0	17:58.929
4	1	2:05.316	26.032	1:00.847	38.437	183.6	20:04.245
5	1	2:04.447	26.261	1:00.062	38.124	183.9	22:08.692
6	1	1:58.850	24.193	57.947	36.710	188.9	24:07.542
7	1	1:59.134	23.555	59.332	36.247	203.2	26:06.676
8	1	1:57.346	23.285	58.094	35.967	198.8	28:04.022
9	1	1:56.539	23.591	56.918	36.030	198.4	30:00.561
10	1	1:55.297	23.284	56.586	35.427	205.4	31:55.858
11	1	2:00.321	24.040	1:00.306	35.975	183.9	33:56.179
12	1	2:03.171	24.062	1:00.468	38.641	190.2	35:59.350
13	1	2:01.680	24.609	56.870	40.201	180.3	38:01.030
14	1	2:17.141 <b>B</b>	23.921	58.399	54.821	188.0	40:18.171

**178** Ferrari F430 GTC Evo 2009  
1. Adrian NEWEY GT2C

1	1	7:52.661 <b>B</b>	2:01.614	5:01.686	49.361		7:52.661
2	1	3:57.320	2:21.099	1:00.401	35.820		11:49.981
3	1	1:51.574	23.106	54.662	33.806	224.6	13:41.555
4	1	1:49.312	21.820	53.540	33.952	237.2	15:30.867
5	1	1:50.282	22.099	54.484	33.699	220.6	17:21.149
6	1	1:47.408	21.415	52.772	33.221	242.9	19:08.557
7	1	2:02.508 <b>B</b>	23.168	56.073	43.267	220.2	21:11.065
8	1	4:36.000	3:03.050	56.595	36.355		25:47.065
9	1	1:47.472	21.203	52.846	33.423	247.8	27:34.537
10	1	1:45.893	21.088	51.893	32.912	251.8	29:20.430
11	1	2:11.881	22.875	1:11.997	37.009	246.7	31:32.311
12	1	1:58.564	21.949	1:02.821	33.794	234.6	33:30.875
13	1	2:18.210 <b>B</b>	22.026	1:06.429	49.755	251.2	35:49.085

**179** Porsche 993 GT2 1999  
1. Jean-Louis BONNET GT2A

1	1	2:59.468	1:06.466	1:08.567	44.435		2:59.468
2	1	2:49.986 <b>B</b>	35.714	1:13.880	1:00.392	115.0	5:49.454
3	1	5:22.168	3:38.229	1:03.971	39.968		11:11.622
4	1	2:10.159	25.667	1:04.782	39.710	175.4	13:21.781
5	1	2:07.735	25.658	1:03.230	38.847	185.4	15:29.516
6	1	2:05.802	26.070	1:02.032	37.700	186.1	17:35.318
7	1	2:06.373	25.699	1:02.323	38.351	176.5	19:41.691
8	1	2:10.028	26.011	1:05.243	38.774	192.5	21:51.719
9	1	2:23.569 <b>B</b>	25.369	1:05.805	52.395	213.4	24:15.288
10	1	4:28.353	2:49.648	1:00.657	38.048		28:43.641
11	1	2:05.327	25.802	1:00.866	38.659	204.7	30:48.968
12	1	2:06.291	25.200	1:02.060	39.031	183.9	32:55.259
13	1	2:08.810	27.732	1:02.540	38.538	195.3	35:04.069



ENDURANCE RACING LEGENDS  
ESTORIL CLASSICS  
QUALIFYING 1

Sector Analysis

Personal Best Session Best B Crossing the finish line in pit lane

Lap	D	Time	Sector 1	Sector 2	Sector 3	T. Spd	Elapsed	Lap	D	Time	Sector 1	Sector 2	Sector 3	T. Spd	Elapsed
14	1	2:06.066	26.036	1:01.609	38.421	202.4	37:10.135	3	1	1:53.657	22.903	55.841	34.913	231.2	12:12.087
15	1	2:06.104	25.174	1:02.001	38.929	222.4	39:16.239	4	1	1:52.369	22.427	54.604	35.338	244.5	14:04.456
16	1	2:05.744	25.522	1:02.078	38.144	183.3	41:21.983	5	1	1:51.844	21.873	54.606	35.365	246.7	15:56.300

**188** Porsche 997 GT3 RSR 2009  
1. Steven OSBORNE GT2C

1	1	2:37.647	52.265	1:04.890	40.492		2:37.647
2	1	2:30.647	B 26.698	1:13.944	50.005	176.3	5:08.294
3	1	5:27.782	3:50.762	1:01.132	35.888		10:36.076
4	1	1:54.145	23.400	55.452	35.293	210.5	12:30.221
5	1	1:49.520	22.214	53.181	34.125	227.9	14:19.741
6	1	1:51.473	21.931	55.263	34.279	238.7	16:11.214
7	1	1:50.669	21.653	53.956	35.060	248.4	18:01.883
8	1	1:48.508	22.166	53.073	33.269	229.8	19:50.391
9	1	2:02.833	B 21.544	54.977	46.312	246.7	21:53.224
10	1	3:39.477	2:11.108	54.581	33.788		25:32.701
11	1	1:47.031	21.556	52.454	33.021	237.2	27:19.732
12	1	1:46.922	21.349	52.541	33.032	246.7	29:06.654
13	1	1:53.667	23.812	55.930	33.925	234.6	31:00.321
14	1	1:56.309	B 21.209	52.660	42.440	244.0	32:56.630
15	1	4:57.810	B 3:18.387	55.317	44.106		37:54.440

**190** Ferrari F430 GTC Evo 2009  
1. Pierre EHRET GT2C  
2. Felipe LASER

1	1	2:33.666	49.667	1:04.735	39.264		2:33.666
2	1	2:17.892	B 23.376	1:02.500	52.016	235.7	4:51.558
3	1	5:32.645	4:01.623	57.003	34.019		10:24.203
4	1	1:48.609	21.268	53.620	33.721	247.8	12:12.812
5	1	1:49.722	21.992	54.746	32.984	237.7	14:02.534
6	1	1:46.837	21.399	52.678	32.760	248.4	15:49.371
7	1	1:47.201	21.322	51.709	34.170	238.7	17:36.572
8	1	1:48.002	22.155	53.302	32.545	246.7	19:24.574
9	1	1:46.138	20.934	52.380	32.824	248.9	21:10.712
10	1	1:45.683	21.067	51.921	32.695	250.6	22:56.395
11	1	1:54.482	B 21.732	52.197	40.553	252.9	24:50.877
12	2	4:10.270	2:46.011	51.791	32.468		29:01.147
13	2	1:43.597	20.700	50.615	32.282	247.8	30:44.744
14	2	1:42.908	20.287	49.686	32.935	251.2	32:27.652
15	2	1:43.398	20.156	51.123	32.119	252.9	34:11.050
16	2	1:42.185	20.396	49.853	31.936	251.2	35:53.235
17	2	1:42.325	20.200	50.228	31.897	255.2	37:35.560
18	2	1:46.571	20.652	50.018	35.901	252.3	39:22.131
19	2	1:58.935	B 20.499	52.813	45.623	254.1	41:21.066

**230** Pilbeam MP91 2004  
1. Richard BRADLEY LMP2B

1	1	2:54.371	B 54.440	1:00.379	59.552		2:54.371
2	1	21:59.737	...	54.680	33.287		24:54.108
3	1	1:46.093	20.758	52.003	33.332	245.1	26:40.201
4	1	1:42.814	20.648	50.089	32.077	248.9	28:23.015
5	1	1:46.985	21.488	51.391	34.106	250.0	30:10.000
6	1	2:06.508	B 20.282	59.274	46.952	247.8	32:16.508

**300** Ferrari F430 GTC 2009  
1. Mauro RICCI GT2C

1	1	4:03.160	B 1:52.603	1:03.434	1:07.123		4:03.160
2	1	6:15.270	4:39.340	1:00.280	35.650		10:18.430

6	1	2:08.670	B 23.576	57.898	47.196	236.2	18:04.970
7	1	3:58.464	2:27.017	56.791	34.656		22:03.434
8	1	1:49.477	21.480	53.723	34.274	247.2	23:52.911
9	1	2:12.654	B 21.542	1:03.076	48.036	246.7	26:05.565
10	1	4:10.117	2:38.433	56.722	34.962		30:15.682
11	1	1:49.669	21.917	53.759	33.993	243.4	32:05.351
12	1	1:51.556	21.572	53.842	36.142	244.0	33:56.907
13	1	1:48.759	21.897	52.859	34.003	233.7	35:45.666
14	1	1:49.857	21.627	54.037	34.193	243.4	37:35.523
15	1	1:48.425	21.545	53.068	33.812	228.3	39:23.948
16	1	2:17.113	B 22.896	58.994	55.223	231.2	41:41.061

**311** Porsche 996 GT3-RSR 2003  
1. Hervé DELAUNAY GT2B  
2. Marie-Amélie DELAUNAY

1	1	3:54.469	B 1:31.991	1:15.669	1:06.809		3:54.469
2	1	7:13.390	5:20.126	1:09.708	43.556		11:07.859
3	1	2:28.956	B 28.210	1:05.154	55.592	143.9	13:36.815
4	1	3:47.932	2:00.718	1:05.746	41.468		17:24.747
5	1	2:11.162	26.077	1:05.501	39.584	175.4	19:35.909
6	1	2:09.341	25.341	1:04.057	39.943	186.7	21:45.250
7	1	2:08.798	25.987	1:02.533	40.278	192.5	23:54.048
8	1	2:19.432	B 25.499	1:04.103	49.830	193.6	26:13.480
9	2	4:03.533	2:13.688	1:06.954	42.891		30:17.013
10	2	2:15.803	26.909	1:05.977	42.917	171.6	32:32.816
11	2	2:13.340	27.179	1:03.935	42.226	165.0	34:46.156
12	2	2:13.410	26.597	1:05.813	41.000	165.2	36:59.566
13	2	2:08.780	25.890	1:02.552	40.338	174.9	39:08.346
14	2	2:08.374	25.729	1:03.392	39.253	169.2	41:16.720

**964** Porsche 964 Bi-Turbo 1996  
1. Oren NATAF GT2A

1	1	3:01.963	1:01.655	1:11.176	49.132		3:01.963
2	1	2:56.849	B 37.445	1:13.348	1:06.056	104.5	5:58.812
3	1	5:20.545	3:33.419	1:05.914	41.212		11:19.357
4	1	2:15.958	27.331	1:04.805	43.822	164.7	13:35.315
5	1	2:17.356	29.231	1:05.966	42.159	152.9	15:52.671
6	1	2:15.829	26.899	1:06.823	42.107	173.2	18:08.500
7	1	2:12.502	26.378	1:05.121	41.003	189.9	20:21.002
8	1	2:10.774	26.566	1:03.324	40.884	178.5	22:31.776
9	1	2:08.800	26.849	1:01.508	40.443	186.4	24:40.576
10	1	2:13.462	26.817	1:05.136	41.509	185.1	26:54.038
11	1	2:10.120	25.968	1:03.736	40.416	190.6	29:04.158
12	1	2:12.042	27.500	1:03.949	40.593	186.1	31:16.200
13	1	2:09.787	26.358	1:03.362	40.067	174.9	33:25.987
14	1	2:13.078	26.387	1:05.170	41.521	198.1	35:39.065
15	1	2:17.208	26.565	1:05.317	45.326	197.4	37:56.273
16	1	2:10.380	26.140	1:03.852	40.388	187.6	40:06.653