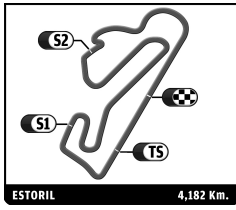


CLASSIC TOURING CHALLENGE
ESTORIL CLASSICS
RACE

Sector Analysis

Personal Best Session Best B Crossing the finish line in pit lane

Lap	D	Time	Sector 1	Sector 2	Sector 3	T. Spd	Elapsed	Lap	D	Time	Sector 1	Sector 2	Sector 3	T. Spd	Elapsed	
3		Austin Mini Cooper S 1275 1964 1. Georges ROCCHIETTA -2L							22		Alfa Romeo Giulia Sprint GTA 1965 1. François RIVAZ -2L 2. Alexander FURIANI					
1	1	2:20.417	32.106	1:06.195	42.116		2:20.417	1	1	2:13.338	29.368	1:04.021	39.949		2:13.338	
2	1	2:14.461	27.339	1:05.178	41.944	176.8	4:34.878	2	1	2:11.668	26.698	1:04.285	40.685	182.4	4:25.006	
3	1	2:14.940	27.713	1:05.107	42.120	177.7	6:49.818	3	1	2:11.225	26.560	1:03.708	40.957	187.6	6:36.231	
4	1	2:15.635	28.501	1:05.330	41.804	170.6	9:05.453	4	1	2:10.403	26.345	1:03.944	40.114	195.6	8:46.634	
5	1	2:14.402	27.475	1:05.085	41.842	163.5	11:19.855	5	1	2:11.179	26.463	1:04.056	40.660	179.1	10:57.813	
6	1	2:14.467	27.053	1:05.387	42.027	174.6	13:34.322	6	1	2:11.490	26.075	1:04.985	40.430	182.4	13:09.303	
7	1	2:13.993	27.130	1:05.044	41.819	174.6	15:48.315	7	1	2:10.364	26.436	1:03.924	40.004	180.6	15:19.667	
8	1	2:14.412	27.062	1:05.128	42.222	177.1	18:02.727	8	1	2:10.130	26.135	1:03.657	40.338	182.7	17:29.797	
9	1	2:16.202	27.353	1:05.880	42.969	173.2	20:18.929	9	1	2:09.483	25.973	1:03.548	39.962	186.1	19:39.280	
10	1	2:17.248	28.104	1:06.601	42.543	169.2	22:36.177	10	1	2:11.138	26.104	1:03.464	41.570	182.4	21:50.418	
11	1	2:14.096	26.736	1:05.494	41.866	179.7	24:50.273	11	1	2:10.029	26.264	1:03.583	40.182	177.4	24:00.447	
12	1	2:41.101	27.048	1:31.799	42.254	174.3	27:31.374	12	1	2:10.094	26.106	1:03.472	40.516	178.8	26:10.541	
13	1	2:27.630	27.500	1:05.554	54.576	166.2	29:59.004	13	1	2:10.404	26.025	1:03.798	40.581	195.3	28:20.945	
14	1	6:46.647	4:58.809	1:05.608	42.230		36:45.651	14	1	2:10.850	26.101	1:03.913	40.836	182.1	30:31.795	
15	1	2:15.141	27.301	1:05.887	41.953	177.7	39:00.792	15	1	2:20.088	26.465	1:04.037	49.586	177.1	32:51.883	
16	1	2:14.202	26.767	1:05.405	42.030	178.8	41:14.994	16	2	4:25.662	2:41.296	1:04.034	40.332		37:17.545	
17	1	2:14.435	27.138	1:05.180	42.117	179.4	43:29.429	17	2	2:10.071	26.185	1:02.842	41.044	184.8	39:27.616	
18	1	2:14.273	27.216	1:05.314	41.743	183.3	45:43.702	18	2	2:11.266	26.141	1:04.750	40.375	180.0	41:38.882	
19	1	2:15.315	26.998	1:06.366	41.951	182.4	47:59.017	19	2	2:09.506	26.088	1:03.072	40.346	190.2	43:48.388	
20	1	2:14.136	27.518	1:04.980	41.638	173.8	50:13.153	20	2	2:09.153	25.890	1:02.927	40.336	187.3	45:57.541	
21	1	2:52.354	26.879	1:26.135	59.340	181.2	53:05.507	21	2	2:11.646	26.498	1:04.383	40.765	185.4	48:09.187	
22	1	2:18.298	29.655	1:05.655	42.988	165.2	55:23.805	22	2	2:09.189	26.023	1:02.925	40.241	190.9	50:18.376	
23	1	2:13.849	26.670	1:05.389	41.790	181.2	57:37.654	23	2	2:52.269	25.632	1:32.666	53.971	193.6	53:10.645	
24	1	2:15.169	27.862	1:05.120	42.187	177.1	59:52.823	24	2	2:12.267	27.697	1:03.239	41.331	173.5	55:22.912	
25	1	2:14.522	27.736	1:05.155	41.631	183.3	1:02:07.345	25	2	2:09.719	25.937	1:03.658	40.124	192.2	57:32.631	
21		Austin Mini Cooper S 1275 1965 1. Simon NOBILI -2L							25		BMW 1800 TISA 1965 1. Roland JORDAN -2L					
1	1	2:23.971	33.615	1:07.737	42.619		2:23.971	1	1	2:28.700	35.762	1:10.248	42.690		2:28.700	
2	1	2:17.020	27.937	1:07.187	41.896	171.6	4:40.991	2	1	2:18.146	27.797	1:07.905	42.444	185.4	4:46.846	
3	1	2:14.341	26.968	1:05.708	41.665	177.4	6:55.332	3	1	2:18.649	27.692	1:08.403	42.554	188.6	7:05.495	
4	1	2:14.968	26.871	1:06.296	41.801	183.3	9:10.300	4	1	2:18.337	27.586	1:08.139	42.612	188.9	9:23.832	
5	1	2:14.772	26.974	1:05.868	41.930	181.2	11:25.072	5	1	2:17.889	27.784	1:07.443	42.662	187.6	11:41.721	
6	1	2:14.594	26.883	1:05.820	41.891	183.6	13:39.666	6	1	2:18.590	28.128	1:07.869	42.593	189.9	14:00.311	
7	1	2:15.560	27.226	1:06.473	41.861	178.5	15:55.226	7	1	2:19.183	27.678	1:07.929	43.576	183.0	16:19.494	
8	1	2:14.310	26.809	1:05.567	41.934	181.8	18:09.536	8	1	2:17.785	27.531	1:07.609	42.645	186.4	18:37.279	
9	1	2:14.487	26.999	1:05.765	41.723	177.1	20:24.023	9	1	2:17.221	27.328	1:07.405	42.488	183.6	20:54.500	
10	1	2:13.777	26.779	1:05.440	41.558	184.2	22:37.800	10	1	2:17.385	27.480	1:07.715	42.190	186.4	23:11.885	
11	1	2:13.674	26.781	1:05.200	41.693	178.0	24:51.474	11	1	2:16.958	27.348	1:07.085	42.525	184.8	25:28.843	
12	1	2:16.300	26.552	1:07.667	42.081	183.9	27:07.774	12	1	2:26.385	27.592	1:08.167	50.626	186.7	27:55.228	
13	1	2:15.679	27.270	1:06.471	41.938	173.5	29:23.453	13	1	4:39.014	2:48.498	1:07.859	42.657		32:34.242	
14	1	2:24.535	26.927	1:05.795	51.813	183.0	31:47.988	14	1	2:19.762	27.993	1:09.151	42.618	189.2	34:54.004	
15	1	4:35.839	2:47.834	1:05.804	42.201		36:23.827	15	1	2:16.616	27.327	1:06.913	42.376	184.5	37:10.620	
16	1	2:15.254	27.094	1:06.247	41.913	175.7	38:39.081	16	1	2:17.013	27.981	1:06.557	42.475	189.2	39:27.633	
17	1	2:14.336	26.965	1:05.458	41.913	178.0	40:53.417	17	1	2:16.883	27.290	1:06.948	42.645	175.4	41:44.516	
18	1	2:14.214	26.830	1:05.703	41.681	182.1	43:07.631	18	1	2:17.733	28.185	1:07.031	42.517	189.9	44:02.249	
19	1	2:14.643	27.164	1:05.619	41.860	179.1	45:22.274	19	1	2:23.735	27.843	1:10.582	45.310	177.7	46:25.984	
20	1	2:16.240	27.380	1:06.279	42.581	177.4	47:38.514	20	1	2:25.899	28.585	1:12.128	45.186	166.7	48:51.883	
21	1	2:15.919	27.539	1:06.011	42.369	158.6	49:54.433	21	1	2:53.668	29.924	1:15.242	1:08.502	160.2	51:45.551	
22	1	2:39.490	27.266	1:13.073	59.151	181.8	52:33.923									
23	1	2:32.050	44.240	1:05.497	42.313	63.5	55:05.973									
24	1	2:15.015	27.361	1:05.792	41.862	183.0	57:20.988									
25	1	2:15.773	27.759	1:06.255	41.759	182.4	59:36.761									
26	1	2:17.079	27.186	1:07.312	42.581	180.0	1:01:53.840									
64		Ford Falcon Sprint 1964 1. Fabien SARRAILH +2L														



CLASSIC TOURING CHALLENGE
ESTORIL CLASSICS
RACE

Sector Analysis

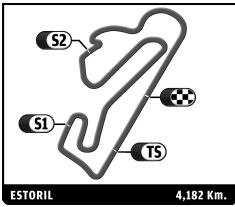
Personal Best Session Best B Crossing the finish line in pit lane

Lap	D	Time	Sector 1	Sector 2	Sector 3	T. Spd	Elapsed	Lap	D	Time	Sector 1	Sector 2	Sector 3	T. Spd	Elapsed
1	1	2:17.323	31.019	1:05.179	41.125		2:17.323								
2	1	2:13.208	27.523	1:04.662	41.023	158.1	4:30.531								
3	1	2:17.625	27.181	1:09.463	40.981	162.1	6:48.156								
4	1	2:14.431	27.332	1:05.468	41.631	153.3	9:02.587								
5	1	2:12.687	27.378	1:04.434	40.875	156.3	11:15.274								
6	1	2:12.206	27.130	1:04.478	40.598	159.9	13:27.480								
7	1	2:12.364	27.237	1:04.263	40.864	161.3	15:39.844								
8	1	2:13.822	26.726	1:05.803	41.293	159.3	17:53.666								
9	1	2:12.223	26.979	1:04.537	40.707	158.3	20:05.889								
10	1	2:12.745	26.989	1:04.208	41.548	158.1	22:18.634								
11	1	2:13.728	27.585	1:05.116	41.027	160.4	24:32.362								
12	1	2:12.887	27.163	1:04.865	40.859	158.6	26:45.249								
13	1	2:23.615 B	27.376	1:05.899	50.340	158.8	29:08.864								
14	1	4:34.817	2:48.540	1:05.014	41.263		33:43.681								
15	1	2:13.478	27.265	1:04.932	41.281	154.6	35:57.159								
16	1	2:13.666	27.513	1:04.718	41.435	152.7	38:10.825								
17	1	2:14.559	27.314	1:05.794	41.451	153.1	40:25.384								
18	1	2:14.315	27.444	1:05.431	41.440	155.0	42:39.699								
19	1	2:13.903	27.472	1:05.028	41.403	149.8	44:53.602								
20	1	2:15.809	27.399	1:05.328	43.082	157.9	47:09.411								
21	1	2:15.618	27.588	1:06.494	41.536	154.1	49:25.029								
22	1	2:34.399	27.319	1:06.349	1:00.731	151.8	51:59.428								
23	1	2:35.136	45.496	1:07.468	42.172	79.9	54:34.564								
24	1	2:13.835	27.108	1:04.910	41.817	157.2	56:48.399								
25	1	2:13.118	27.141	1:04.474	41.503	161.1	59:01.517								
26	1	2:14.350	26.988	1:05.719	41.643	158.8	1:01:15.867								
27	1	2:15.761	27.159	1:06.159	42.443	160.6	1:03:31.628								

Lap	D	Time	Sector 1	Sector 2	Sector 3	T. Spd	Elapsed
69	1	2:30.775	36.702	1:10.939	43.134		2:30.775
70	1	2:22.391	29.619	1:09.347	43.425	153.1	4:53.166
71	1	2:21.775	29.555	1:09.303	42.917	140.1	7:14.941
72	1	2:21.056	29.413	1:08.930	42.713	146.8	9:35.997
73	1	2:21.012	29.736	1:08.236	43.040	142.8	11:57.009
74	1	2:20.460	28.896	1:09.029	42.535	152.4	14:17.469
75	1	2:21.969	28.775	1:09.453	43.741	154.8	16:39.438
76	1	2:20.946	29.427	1:08.392	43.127	141.7	19:00.384
77	1	2:23.771	29.300	1:11.550	42.921	147.6	21:24.155
78	1	2:23.862	29.235	1:11.136	43.491	147.4	23:48.017
79	1	2:32.337 B	29.522	1:09.384	53.431	141.9	26:20.354
80	1	4:41.307	2:47.619	1:10.399	43.289		31:01.661
81	1	2:21.146	29.483	1:08.091	43.572	140.3	33:22.807
82	1	2:21.424	30.391	1:08.457	42.576	145.0	35:44.231
83	1	2:20.581	29.054	1:08.760	42.767	150.6	38:04.812
84	1	2:23.555	28.720	1:11.670	43.165	151.6	40:28.367
85	1	2:21.627	29.529	1:08.714	43.384	142.4	42:49.994
86	1	2:22.382	29.246	1:09.451	43.685	148.9	45:12.376
87	1	2:26.169	30.630	1:10.407	45.132	134.1	47:38.545
88	1	2:24.989	30.533	1:10.853	43.603	130.8	50:03.534
89	1	2:52.290	30.372	1:25.789	56.129	139.9	52:55.824
90	1	2:29.699	33.297	1:10.788	45.614	133.2	55:25.523
91	1	2:21.676	29.663	1:08.363	43.650	138.3	57:47.199
92	1	2:25.212	29.631	1:11.843	43.738	143.7	1:00:12.411
93	1	2:24.194	29.311	1:11.084	43.799	149.8	1:02:36.605

Lap	D	Time	Sector 1	Sector 2	Sector 3	T. Spd	Elapsed
70	1	2:21.560	34.133	1:06.129	41.298		2:21.560
71	1	2:14.770	26.828	1:05.585	42.357	193.2	4:36.330
72	1	2:13.491	27.008	1:04.943	41.540	186.1	6:49.821
73	1	2:14.424	26.447	1:04.983	42.994	186.4	9:04.245
74	1	2:12.355	26.739	1:04.702	40.914	176.5	11:16.600
75	1	2:11.958	26.439	1:04.378	41.141	177.1	13:28.558
76	1	2:12.286	26.476	1:04.541	41.269	188.3	15:40.844
77	1	2:11.188	26.019	1:04.218	40.951	177.4	17:52.032
78	1	2:10.324	25.986	1:03.748	40.590	191.9	20:02.356
79	1	2:10.690	26.174	1:03.442	41.074	190.9	22:13.046
80	1	2:10.430	26.043	1:03.773	40.614	191.9	24:23.476
81	1	2:11.194	26.192	1:03.642	41.360	193.2	26:34.670
82	1	2:11.027	26.403	1:03.839	40.785	192.9	28:45.697
83	1	2:11.494	26.483	1:04.046	40.965	187.0	30:57.191
84	1	2:17.990 B	26.480	1:03.666	47.844	188.0	33:15.181
85	1	4:43.853	2:55.333	1:07.489	41.031		37:59.034
86	1	2:10.694	26.096	1:03.720	40.878	193.6	40:09.728
87	1	2:12.536	26.001	1:04.801	41.734	192.9	42:22.264
88	1	2:10.532	26.281	1:03.524	40.727	198.4	44:32.796
89	1	2:12.459	26.057	1:03.886	42.516	186.7	46:45.255
90	1	2:11.943	26.420	1:04.410	41.113	191.9	48:57.198
91	1	2:26.626	26.416	1:04.170	56.040	192.5	51:23.824
92	1	2:50.686	46.361	1:23.641	40.684	75.1	54:14.510
93	1	2:11.333	26.308	1:03.999	41.026	194.9	56:25.843
94	1	2:12.100	26.354	1:04.402	41.344	190.9	58:37.943
95	1	2:13.214	26.353	1:05.569	41.292	186.1	1:00:51.157
96	1	2:14.840	27.383	1:06.499	40.958	171.3	1:03:05.997

Lap	D	Time	Sector 1	Sector 2	Sector 3	T. Spd	Elapsed
89	1	2:18.816	31.422	1:06.368	41.026		2:18.816
90	1	2:17.093	27.878	1:07.013	42.202	152.0	4:35.909
91	1	2:14.270	26.939	1:06.093	41.238	173.5	6:50.179
92	1	2:14.334	27.525	1:04.447	42.362	168.7	9:04.513
93	1	2:13.747	27.578	1:04.866	41.303	155.2	11:18.260
94	1	2:14.784	27.121	1:05.849	41.814	163.0	13:33.044
95	1	2:14.199	26.947	1:05.827	41.425	165.4	15:47.243
96	1	2:14.786	27.208	1:05.180	42.398	166.2	18:02.029
97	1	2:16.304	27.341	1:07.184	41.779	166.7	20:18.333
98	1	2:13.721	26.854	1:05.293	41.574	163.2	22:32.054
99	1	2:32.226	26.753	1:23.162	42.311	173.8	25:04.280
100	1	2:26.404 B	27.717	1:07.430	51.257	164.0	27:30.684
101	1	4:35.208	2:45.921	1:07.543	41.744		32:05.892
102	1	2:15.100	27.321	1:05.465	42.314	165.4	34:20.992
103	1	2:17.170	27.115	1:05.818	44.237	162.1	36:38.162
104	1	2:14.649	27.491	1:05.412	41.746	165.4	38:52.811
105	1	2:13.147	26.824	1:04.850	41.473	177.4	41:05.958
106	1	2:16.118	27.998	1:05.914	42.206	164.0	43:22.076
107	1	2:15.410	26.484	1:07.495	41.431	173.2	45:37.486
108	1	2:15.648	26.853	1:06.204	42.591	186.4	47:53.134
109	1	2:15.854	28.144	1:05.924	41.786	157.4	50:08.988
110	1	2:55.980	27.105	1:27.215	1:01.660	166.2	53:04.968
111	1	2:16.776	29.788	1:05.525	41.463	166.4	55:21.744
112	1	2:13.864	26.391	1:06.318	41.155	175.2	57:35.608

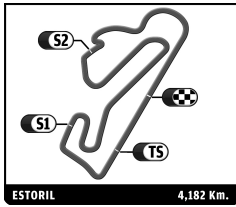


CLASSIC TOURING CHALLENGE
ESTORIL CLASSICS
RACE

Sector Analysis

Personal Best Session Best B Crossing the finish line in pit lane

Lap	D	Time	Sector 1	Sector 2	Sector 3	T. Spd	Elapsed	Lap	D	Time	Sector 1	Sector 2	Sector 3	T. Spd	Elapsed
25	1	2:14.893	26.679	1:06.701	41.513	174.3	59:50.501	1	2	2:30.871	34.973	1:11.997	43.901		2:30.871
26	1	2:15.151	26.382	1:06.703	42.066	184.8	1:02:05.652	2	2	2:21.812	28.963	1:08.770	44.079	172.1	4:52.683
127 Alfa Romeo Giulia Sprint GTA 1966 1. Sandro HUBAR -2L								3 2 2:21.599 28.863 1:08.737 43.999 179.7 7:14.282 4 2 2:20.479 28.342 1:08.384 43.753 184.8 9:34.761 5 2 2:20.981 28.462 1:08.328 44.191 190.6 11:55.742 6 2 2:20.211 28.383 1:08.662 43.166 185.4 14:15.953 7 2 2:28.612 28.173 1:16.732 43.707 185.4 16:44.565 8 2 2:19.981 28.100 1:08.076 43.805 176.5 19:04.546 9 2 2:22.355 28.217 1:10.438 43.700 177.1 21:26.901 10 2 2:20.844 28.283 1:08.598 43.963 184.5 23:47.745 11 2 2:19.807 28.221 1:08.595 42.991 188.3 26:07.552 12 2 2:20.703 28.316 1:08.753 43.634 189.2 28:28.255 13 2 2:26.671 B 28.262 1:08.301 50.108 187.6 30:54.926 14 1 4:42.863 2:55.220 1:05.902 41.741 35:37.789 15 1 2:15.185 27.638 1:05.301 42.246 175.2 37:52.974 16 1 2:13.934 27.423 1:04.799 41.712 190.6 40:06.908 17 1 2:15.965 27.313 1:07.475 41.177 189.9 42:22.873 18 1 2:13.990 26.655 1:05.962 41.373 170.0 44:36.863 19 1 2:17.556 26.589 1:08.922 42.045 193.2 46:54.419 20 1 2:14.171 26.879 1:05.673 41.619 187.3 49:08.590 21 1 2:28.244 26.594 1:05.326 56.324 189.6 51:36.834 22 1 2:41.926 39.230 1:21.125 41.571 88.6 54:18.760 23 1 2:12.950 26.704 1:05.054 41.192 186.7 56:31.710 24 1 2:12.661 26.802 1:04.649 41.210 191.2 58:44.371 25 1 2:12.705 26.497 1:04.753 41.455 192.2 1:00:57.076 26 1 2:14.547 26.656 1:06.901 40.990 192.5 1:03:11.623							
133 Alfa Romeo Giulia Sprint GTA 1966 1. Dominique REINHARDT -2L 2. Daniel REINHARDT								177 Austin Mini Cooper S 1275 1965 1. Benjamin ENGRAND -2L 1 1 2:21.956 32.412 1:06.957 42.587 2:21.956 2 1 2:18.016 27.913 1:07.485 42.618 165.7 4:39.972 3 1 2:17.356 27.808 1:07.022 42.526 167.2 6:57.328 4 1 2:18.116 28.020 1:07.212 42.884 164.2 9:15.444 5 1 2:21.291 27.448 1:07.590 46.253 173.5 11:36.735 6 1 2:17.966 27.708 1:07.306 42.952 160.6 13:54.701 7 1 2:25.642 28.625 1:12.074 44.943 167.7 16:20.343 8 1 2:23.160 28.997 1:10.497 43.666 161.3 18:43.503 9 1 2:20.900 30.143 1:07.731 43.026 159.5 21:04.403 10 1 2:18.695 27.831 1:07.514 43.350 165.2 23:23.098 11 1 2:21.144 28.029 1:10.068 43.047 164.2 25:44.242 12 1 2:31.649 B 28.253 1:07.617 55.779 158.8 28:15.891 13 1 4:58.993 3:07.575 1:07.002 44.416 33:14.884							
155 Alfa Romeo Giulia Sprint GTA 1966 1. Peter PRALLER -2L 2. Daniel HAGER								180 Alfa Romeo Giulia Sprint GTA 1966 1. Xavier GALANT -2L 2. Olivier GALANT 1 1 2:27.316 35.966 1:08.955 42.395 2:27.316 2 1 2:17.669 27.318 1:06.427 43.924 164.0 4:44.985 3 1 2:15.884 27.239 1:06.266 42.379 175.4 7:00.869 4 1 2:16.776 27.414 1:06.662 42.700 173.2 9:17.645 5 1 2:17.835 27.085 1:07.877 42.873 175.7 11:35.480 6 1 2:18.355 28.337 1:07.445 42.573 171.9 13:53.835 7 1 2:17.495 27.886 1:07.395 42.214 171.3 16:11.330 8 1 2:15.591 27.415 1:05.650 42.526 187.0 18:26.921 9 1 2:15.017 26.947 1:06.302 41.768 189.9 20:41.938 10 1 2:14.182 27.047 1:05.469 41.666 179.1 22:56.120 11 1 2:22.143 B 26.921 1:05.825 49.397 175.2 25:18.263 12 2 4:31.209 2:44.465 1:05.786 40.958 29:49.472							



CLASSIC TOURING CHALLENGE
ESTORIL CLASSICS
RACE

Sector Analysis

Personal Best Session Best B Crossing the finish line in pit lane

Lap	D	Time	Sector 1	Sector 2	Sector 3	T. Spd	Elapsed	Lap	D	Time	Sector 1	Sector 2	Sector 3	T. Spd	Elapsed
13	2	2:12.948	27.219	1:04.844	40.885	164.0	32:02.420	10	2	2:08.047	25.592	1:02.568	39.887	195.3	21:19.261
14	2	2:12.304	26.528	1:03.764	42.012	181.5	34:14.724	11	2	2:08.549	25.571	1:02.885	40.093	195.3	23:27.810
15	2	2:10.826	26.791	1:03.424	40.611	174.9	36:25.550	12	2	2:07.569	25.811	1:02.389	39.369	186.7	25:35.379
16	2	2:11.332	26.405	1:03.842	41.085	182.7	38:36.882	13	2	2:07.629	25.790	1:02.309	39.530	194.6	27:43.008
17	2	2:10.907	26.464	1:03.819	40.624	177.1	40:47.789	14	2	2:18.684B	25.683	1:02.107	50.894	192.9	30:01.692
18	2	2:11.254	26.390	1:03.982	40.882	183.0	42:59.043	15	1	4:37.063	2:54.100	1:02.749	40.214		34:38.755
19	2	2:10.920	26.358	1:03.705	40.857	180.9	45:09.963	16	1	2:08.949	26.014	1:02.742	40.193	180.9	36:47.704
20	2	2:12.204	26.242	1:04.275	41.687	179.4	47:22.167	17	1	2:08.925	26.152	1:02.588	40.185	182.1	38:56.629
21	2	2:11.943	26.954	1:04.109	40.880	169.0	49:34.110	18	1	2:09.270	26.047	1:02.354	40.869	182.4	41:05.899
22	2	2:29.950	26.274	1:05.999	57.677	185.1	52:04.060	19	1	2:08.948	26.104	1:02.487	40.357	178.8	43:14.847
23	2	2:31.108	43.419	1:05.714	41.975	78.3	54:35.168	20	1	2:09.218	26.365	1:02.426	40.427	178.8	45:24.065
24	2	2:12.522	26.858	1:04.722	40.942	175.2	56:47.690	21	1	2:09.141	25.760	1:03.336	40.045	188.3	47:33.206
25	2	2:11.223	26.406	1:03.899	40.918	184.5	58:58.913	22	1	2:09.290	25.935	1:03.013	40.342	183.6	49:42.496
26	2	2:10.812	26.561	1:03.436	40.815	182.4	1:01:09.725	23	1	2:47.262	25.929	1:11.163	1:10.170	184.2	52:29.758
27	2	2:10.150	26.208	1:03.488	40.454	182.1	1:03:19.875	24	1	2:28.444	45.710	1:02.926	39.808	62.2	54:58.202
								25	1	2:07.531	25.728	1:02.168	39.635	179.7	57:05.733
								26	1	2:06.967	25.440	1:01.836	39.691	190.9	59:12.700
								27	1	2:07.451	25.666	1:02.296	39.489	187.0	1:01:20.151

188 Alfa Romeo Giulia Sprint GTA 1965
1. Jean CLEMENT -2L

1	1	2:15.720	30.081	1:05.024	40.615		2:15.720
2	1	2:12.418	26.662	1:04.808	40.948	185.1	4:28.138
3	1	2:13.060	26.820	1:05.246	40.994	185.1	6:41.198
4	1	2:13.084	26.795	1:05.103	41.186	184.8	8:54.282
5	1	2:12.452	26.544	1:04.988	40.920	189.2	11:06.734
6	1	2:13.033	26.626	1:05.433	40.974	183.9	13:19.767
7	1	2:12.304	26.660	1:04.873	40.771	187.6	15:32.071
8	1	2:12.016	26.451	1:04.464	41.101	185.4	17:44.087
9	1	2:13.662	26.702	1:05.570	41.390	183.6	19:57.749
10	1	2:13.336	26.562	1:05.372	41.402	189.2	22:11.085
11	1	2:13.744	27.242	1:05.904	40.598	167.7	24:24.829
12	1	2:12.334	26.900	1:04.366	41.068	176.3	26:37.163
13	1	2:12.925	26.679	1:05.051	41.195	188.3	28:50.088
14	1	2:12.178	26.946	1:04.704	40.528	186.1	31:02.266
15	1	2:12.464	26.376	1:04.996	41.092	187.6	33:14.730
16	1	2:21.059B	26.585	1:05.063	49.411	178.0	35:35.789
17	1	4:32.708	2:47.184	1:04.798	40.726		40:08.497
18	1	2:13.536	26.454	1:05.388	41.694	188.0	42:22.033
19	1	2:13.610	26.973	1:05.566	41.071	178.8	44:35.643
20	1	2:14.590	26.639	1:06.112	42.219	191.5	46:50.233
21	1	2:13.034	26.639	1:05.248	41.147	181.2	49:03.267
22	1	2:21.454	26.488	1:05.133	49.833	187.3	51:24.721
23	1	2:52.166	46.815	1:24.487	40.864	73.7	54:16.887
24	1	2:12.863	26.776	1:04.724	41.363	192.9	56:29.750
25	1	2:12.368	26.512	1:04.709	41.147	184.8	58:42.118
26	1	2:12.786	26.536	1:05.284	40.966	190.9	1:00:54.904
27	1	2:15.921	27.581	1:07.221	41.119	186.1	1:03:10.825

189 Alfa Romeo Giulia Sprint GTA 1965
1. Max BANKS -2L
2. Andrew BANKS

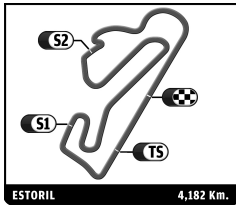
1	2	2:09.462	27.463	1:02.229	39.770		2:09.462
2	2	2:08.395	25.839	1:02.550	40.006	188.3	4:17.857
3	2	2:07.452	25.535	1:02.064	39.853	192.9	6:25.309
4	2	2:07.567	25.661	1:02.103	39.803	194.9	8:32.876
5	2	2:07.935	25.623	1:02.307	40.005	187.3	10:40.811
6	2	2:07.559	25.513	1:02.030	40.016	196.7	12:48.370
7	2	2:07.792	25.759	1:02.235	39.798	194.9	14:56.162
8	2	2:07.721	25.546	1:02.331	39.844	192.9	17:03.883
9	2	2:07.331	25.604	1:01.962	39.765	196.7	19:11.214

214 Alfa Romeo Giulia Sprint GTA 1965
1. Matthew HOLME -2L

1	1	2:12.295	28.068	1:03.928	40.299		2:12.295
2	1	2:12.135	26.300	1:05.007	40.828	188.3	4:24.430
3	1	2:11.346	26.218	1:03.953	41.175	189.6	6:35.776
4	1	2:11.816	26.956	1:04.553	40.307	188.6	8:47.592
5	1	2:10.520	25.929	1:04.063	40.528	191.9	10:58.112
6	1	2:10.573	26.004	1:04.056	40.513	192.2	13:08.685
7	1	2:09.374	25.642	1:03.128	40.604	190.2	15:18.059
8	1	2:10.186	26.191	1:03.451	40.544	184.5	17:28.245
9	1	2:09.766	25.945	1:03.405	40.416	188.6	19:38.011
10	1	2:11.641	25.954	1:03.617	42.070	189.6	21:49.652
11	1	2:09.514	25.874	1:03.459	40.181	188.3	23:59.166
12	1	2:10.212	26.126	1:03.604	40.482	189.9	26:09.378
13	1	2:11.101	26.346	1:03.899	40.856	192.2	28:20.479
14	1	2:17.439B	25.831	1:03.728	47.880	189.9	30:37.918
15	1	4:57.497	3:12.207	1:04.590	40.700		35:35.415
16	1	2:10.723	26.045	1:03.892	40.786	188.3	37:46.138
17	1	2:10.187	26.134	1:03.332	40.721	187.3	39:56.325
18	1	2:23.000	25.634	1:16.301	41.065	188.6	42:19.325
19	1	2:10.425	26.135	1:03.630	40.660	188.6	44:29.750
20	1	2:50.506B	25.900	1:28.758	55.848	188.6	47:20.256

246 Ford Falcon Sprint 1964
1. Peter JOOS +2L

1	1	2:24.716	35.089	1:07.273	42.354		2:24.716
2	1	2:18.417	28.186	1:07.579	42.652	175.4	4:43.133
3	1	2:15.780	27.542	1:06.838	41.400	173.8	6:58.913
4	1	2:14.761	27.198	1:05.624	41.939	165.0	9:13.674
5	1	2:13.218	26.586	1:05.067	41.565	181.5	11:26.892
6	1	2:14.334	26.510	1:05.916	41.908	191.9	13:41.226
7	1	2:16.235	26.574	1:07.585	42.076	183.3	15:57.461
8	1	2:12.450	26.223	1:04.534	41.693	180.3	18:09.911
9	1	2:11.423	26.109	1:03.972	41.342	190.2	20:21.334
10	1	2:13.444	26.497	1:05.230	41.717	174.9	22:34.778
11	1	2:14.207	25.930	1:06.600	41.677	193.2	24:48.985
12	1	2:13.555	26.805	1:05.072	41.678	174.6	27:02.540
13	1	2:25.583B	28.433	1:05.804	51.346	176.3	29:28.123



CLASSIC TOURING CHALLENGE
ESTORIL CLASSICS
RACE

Sector Analysis

Personal Best Session Best B Crossing the finish line in pit lane

Lap	D	Time	Sector 1	Sector 2	Sector 3	T. Spd	Elapsed	Lap	D	Time	Sector 1	Sector 2	Sector 3	T. Spd	Elapsed
14	1	4:47.407	2:59.496	1:04.891	43.020		34:15.530	14	2	5:04.127	3:21.948	1:02.240	39.939		32:53.126
15	1	2:14.048	26.812	1:04.554	42.682	175.7	36:29.578	15	2	2:05.539	25.260	1:01.041	39.238	172.7	34:58.665
16	1	2:14.810	26.669	1:05.823	42.318	181.2	38:44.388	16	2	2:07.209	25.285	1:02.397	39.527	169.0	37:05.874
17	1	2:15.914	26.821	1:06.234	42.859	177.1	41:00.302	17	2	2:06.635	25.464	1:01.611	39.560	166.9	39:12.509
18	1	2:14.113	26.926	1:04.863	42.324	176.5	43:14.415	18	2	2:06.108	25.288	1:01.618	39.202	172.4	41:18.617
19	1	2:15.215	27.644	1:05.545	42.026	179.7	45:29.630	19	2	2:06.036	25.265	1:01.309	39.462	172.7	43:24.653
20	1	2:14.132	26.806	1:05.569	41.757	180.6	47:43.762	20	2	2:06.357	25.575	1:01.394	39.388	169.2	45:31.010
21	1	2:14.960	26.563	1:05.363	43.034	188.0	49:58.722	21	2	2:06.782	25.485	1:01.686	39.611	174.3	47:37.792
22	1	2:14.708	27.025	1:16.631	58.052	177.7	52:40.430	22	2	2:06.688	25.495	1:01.567	39.626	171.9	49:44.480
23	1	2:28.295	38.796	1:06.772	42.727	76.9	55:08.725	23	2	2:43.562	25.188	1:08.423	1:09.951	174.9	52:28.042
24	1	2:13.264	26.631	1:04.768	41.865	179.7	57:21.989	24	2	2:28.342	44.423	1:03.598	40.321	63.3	54:56.384
								25	2	2:07.856	26.170	1:01.890	39.796	164.7	57:04.240
								26	2	2:06.369	25.268	1:01.507	39.594	175.7	59:10.609
								27	2	2:08.477	25.929	1:02.939	39.609	164.2	1:01:19.086

277 Alfa Romeo Giulia Sprint GTA 1965
1. Gabby VON OPPENHEIM -2L

1	1	2:24.122	33.857	1:08.004	42.261		2:24.122
2	1	2:17.590	28.005	1:08.103	41.482	185.7	4:41.712
3	1	2:15.207	28.115	1:06.234	40.858	183.3	6:56.919
4	1	2:15.514	27.698	1:06.242	41.574	176.0	9:12.433
5	1	2:13.089	26.663	1:05.266	41.160	193.2	11:25.522
6	1	2:14.061	26.976	1:06.368	40.717	194.9	13:39.583
7	1	2:14.047	26.755	1:05.729	41.563	188.6	15:53.630
8	1	2:13.285	27.193	1:05.002	41.090	187.0	18:06.915
9	1	2:12.332	27.093	1:04.413	40.826	188.6	20:19.247
10	1	2:13.372	27.960	1:04.849	40.563	180.6	22:32.619
11	1	2:14.512	27.350	1:06.034	41.128	189.9	24:47.131
12	1	2:14.124	27.233	1:05.439	41.452	188.0	27:01.255
13	1	2:15.648	28.758	1:05.936	40.954	185.1	29:16.903
14	1	2:22.049	28.510	1:04.915	48.624	183.3	31:38.952
15	1	4:14.074	2:26.420	1:06.072	41.582		35:53.026
16	1	2:14.870	26.913	1:06.651	41.306	185.7	38:07.896
17	1	2:15.100	27.440	1:05.466	42.194	185.1	40:22.996
18	1	2:14.351	27.326	1:05.421	41.604	175.4	42:37.347
19	1	2:14.439	27.282	1:05.704	41.453	188.0	44:51.786
20	1	2:14.727	27.184	1:05.461	42.082	186.7	47:06.513
21	1	2:15.223	27.281	1:05.102	42.840	183.0	49:21.736
22	1	2:16.471	27.456	1:05.134	43.881	180.6	51:38.207
23	1	2:40.767	38.290	1:20.876	41.601	85.9	54:18.974
24	1	2:13.347	27.339	1:04.924	41.084	189.9	56:32.321
25	1	2:12.276	27.035	1:04.611	40.630	173.8	58:44.597
26	1	2:12.847	26.987	1:04.636	41.224	193.2	1:00:57.444
27	1	2:14.598	26.780	1:07.061	40.757	188.6	1:03:12.042

791 Ford Mustang 289 1965
1. John SPIERS +2L
2. Nigel GREENSALL

1	1	2:13.715	30.352	1:03.556	39.807		2:13.715
2	1	2:09.059	25.535	1:03.416	40.108	187.6	4:22.774
3	1	2:07.118	25.170	1:02.117	39.831	187.0	6:29.892
4	1	2:06.557	25.278	1:01.809	39.470	190.2	8:36.449
5	1	2:07.119	25.675	1:01.749	39.695	181.2	10:43.568
6	1	2:06.562	25.176	1:01.834	39.552	183.9	12:50.130
7	1	2:07.224	25.106	1:02.365	39.753	181.8	14:57.354
8	1	2:08.235	25.288	1:02.620	40.327	186.7	17:05.589
9	1	2:06.745	25.223	1:01.934	39.588	187.3	19:12.334
10	1	2:08.108	25.242	1:02.769	40.097	179.7	21:20.442
11	1	2:06.195	25.125	1:01.572	39.498	180.9	23:26.637
12	1	2:06.521	25.112	1:01.727	39.682	186.4	25:33.158
13	1	2:15.841	25.074	1:02.761	48.006	183.9	27:48.999

841 Alfa Romeo Giulia Sprint GTAm 1965
1. Mauro RICCI INV
2. Jean-Franck RICCI

1	2	2:26.606	35.443	1:07.708	43.455		2:26.606
2	2	2:17.376	27.479	1:06.772	43.125	180.3	4:43.982
3	2	2:16.469	27.726	1:06.332	42.411	176.8	7:00.451
4	2	2:16.601	27.381	1:06.796	42.424	179.7	9:17.052
5	2	2:15.006	27.012	1:06.003	41.991	189.6	11:32.058
6	2	2:16.774	26.997	1:05.862	43.915	189.6	13:48.832
7	2	2:21.700	27.963	1:11.086	42.651	168.2	16:10.532
8	2	2:15.602	27.944	1:05.638	42.020	178.0	18:26.134
9	2	2:17.228	27.642	1:07.379	42.207	188.9	20:43.362
10	2	2:14.345	27.334	1:05.376	41.635	175.4	22:57.707
11	2	2:13.956	27.164	1:05.001	41.791	181.2	25:11.663
12	2	2:17.075	27.145	1:06.980	42.950	183.9	27:28.738
13	2	2:27.502	27.991	1:06.366	53.145	180.0	29:56.240
14	1	4:57.720	3:05.679	1:08.592	43.449		34:53.960
15	1	2:16.892	27.670	1:07.275	41.947	171.6	37:10.852
16	1	2:15.152	27.248	1:05.700	42.204	194.2	39:26.004
17	1	2:15.119	27.345	1:06.622	41.152	187.3	41:41.123
18	1	2:13.591	27.048	1:04.869	41.674	190.9	43:54.714
19	1	2:12.934	26.607	1:04.619	41.708	189.2	46:07.648
20	1	2:12.631	26.502	1:04.662	41.467	188.9	48:20.279
21	1	2:12.381	26.288	1:04.988	41.105	189.2	50:32.660
22	1	2:41.642	26.054	1:28.644	46.944	189.2	53:14.302
23	1	2:12.080	26.663	1:04.559	40.858	189.6	55:26.382
24	1	2:11.258	26.474	1:03.954	40.830		57:37.640
25	1	2:15.202	28.168	1:05.516	41.518	193.9	59:52.842
26	1	2:13.389	26.984	1:05.126	41.279	191.5	1:02:06.231