

CLASSIC ENDURANCE RACING 2
ESTORIL CLASSICS
RACE

Sector Analysis

Personal Best Session Best B Crossing the finish line in pit lane

Lap	D	Time	Sector 1	Sector 2	Sector 3	T. Spd	Elapsed	Lap	D	Time	Sector 1	Sector 2	Sector 3	T. Spd	Elapsed
1 Cheetah G601 1976 1. Beat EGGIMANN P-2L								23 1 2:10.863 21.718 54.075 55.070 243.4 51:52.545							
2 1 2:24.830 31.575 1:09.569 43.686 2:24.830								24 1 2:50.136 42.840 1:28.589 38.707 79.9 54:42.681							
3 1 2:20.031 28.505 1:09.175 42.351 173.8 7:21.812								25 1 1:50.645 22.246 53.648 34.751 239.2 56:33.326							
4 1 2:12.976 27.554 1:06.032 39.390 180.0 9:34.788								26 1 1:51.420 22.363 54.316 34.741 242.9 58:24.746							
5 1 3:18.332 39.289 1:42.657 56.386 64.1 12:53.120								27 1 1:49.502 21.710 53.214 34.578 244.0 1:00:14.248							
6 1 3:09.455 38.437 1:35.128 55.890 99.3 16:02.575								28 1 1:50.888 21.665 54.369 34.854 243.4 1:02:05.136							
7 1 2:30.220 39.581 1:06.295 44.344 78.1 18:32.795															
8 1 1:56.345 24.885 56.230 35.230 188.3 20:29.140															
9 1 1:54.288 24.169 55.219 34.900 219.3 22:23.428															
10 1 1:55.690 23.021 56.881 35.788 221.9 24:19.118															
11 1 1:52.830 22.792 56.226 33.812 210.9 26:11.948															
12 1 1:49.633 22.058 53.891 33.684 244.5 28:01.581															
13 1 1:48.927 22.149 53.437 33.341 242.4 29:50.508															
14 1 1:55.740 B 22.534 52.751 40.455 238.2 31:46.248															
15 1 4:18.840 2:48.046 56.434 34.360 36:05.088															
16 1 1:49.785 22.494 53.360 33.931 236.7 37:54.873															
17 1 1:48.401 21.918 53.175 33.308 240.8 39:43.274															
18 1 1:48.120 21.916 52.956 33.248 232.7 41:31.394															
19 1 1:48.546 22.485 52.738 33.323 227.9 43:19.940															
20 1 1:46.437 21.444 52.248 32.745 242.4 45:06.377															
21 1 1:47.056 21.852 51.694 33.510 242.9 46:53.433															
22 1 1:46.603 21.661 51.912 33.030 245.1 48:40.036															
23 1 1:46.323 22.096 51.733 32.494 243.4 50:26.359															
24 1 2:27.474 22.424 1:13.712 51.338 248.4 52:53.833															
25 1 2:18.625 40.042 1:05.768 32.815 88.6 55:12.458															
26 1 1:48.044 21.527 52.219 34.298 244.0 57:00.502															
27 1 1:49.286 22.687 52.460 34.139 211.3 58:49.788															
28 1 2:05.687 22.282 54.042 49.363 233.7 1:00:55.475															
29 1 1:50.221 22.576 53.155 34.490 219.3 1:02:45.696															
2 Lola T298 1979 1. Frédéric DA ROCHA P-2L								7 1 2:46.931 37.156 1:19.267 50.508 2:46.931							
1 1 2:32.897 33.775 1:12.675 46.447 2:32.897								2 1 2:33.351 32.396 1:14.803 46.152 129.9 5:20.282							
2 1 2:37.431 28.524 1:22.931 45.976 160.6 5:10.328								3 1 2:26.010 29.479 1:11.000 45.531 147.8 7:46.292							
3 1 2:18.491 27.897 1:08.510 42.084 174.0 7:28.819								4 1 2:27.576 31.042 1:11.741 44.793 137.8 10:13.868							
4 1 2:20.123 27.816 1:08.716 43.591 176.3 9:48.942								5 1 2:48.874 29.450 1:28.610 50.814 152.9 13:02.742							
5 1 3:06.102 27.763 1:42.381 55.958 164.7 12:55.044								6 1 3:08.825 42.341 1:38.540 47.944 83.5 16:11.567							
6 1 3:08.607 39.420 1:33.845 55.342 96.9 16:03.651								7 1 2:33.185 43.178 1:09.074 40.933 76.5 18:44.752							
7 1 2:29.734 40.671 1:06.873 42.190 89.7 18:33.385								8 1 2:03.081 26.362 59.648 37.071 176.0 20:47.833							
8 1 2:01.644 25.376 58.819 37.449 199.1 20:35.029								9 1 1:55.719 24.015 56.343 35.361 189.2 22:43.552							
9 1 1:58.102 23.841 57.675 36.586 226.9 22:33.131								10 1 1:57.678 24.559 56.729 36.390 172.1 24:41.230							
10 1 1:55.317 23.162 56.228 35.927 233.2 24:28.448								11 1 2:06.121 B 23.287 55.138 47.696 198.8 26:47.351							
11 1 2:04.328 B 23.360 56.621 44.347 226.0 26:32.776								12 1 4:21.387 2:49.253 57.075 35.059 31:08.738							
12 1 4:31.858 2:58.034 57.337 36.487 31:04.634								13 1 1:52.107 22.905 54.874 34.328 198.8 33:00.845							
13 1 1:53.662 22.470 55.397 35.795 237.7 32:58.296								14 1 1:51.723 22.694 53.992 35.037 198.8 34:52.568							
14 1 1:53.820 22.694 55.043 36.083 238.7 34:52.116								15 1 1:53.034 23.821 54.482 34.731 192.5 36:45.602							
15 1 1:52.511 22.559 54.929 35.023 213.8 36:44.627								16 1 1:52.252 22.461 54.734 35.057 213.4 38:37.854							
16 1 1:52.780 22.655 54.750 35.375 241.8 38:37.407								17 1 1:51.316 22.838 53.502 34.976 207.7 40:29.170							
17 1 1:50.812 22.083 53.799 34.930 239.2 40:28.219								18 1 1:53.775 23.117 55.222 35.436 207.4 42:22.945							
18 1 1:53.052 21.962 55.684 35.406 248.9 42:21.271								19 1 1:51.372 22.856 54.023 34.493 207.7 44:14.317							
19 1 1:50.505 21.990 53.968 34.547 239.2 44:11.776								20 1 1:50.117 22.164 53.895 34.058 205.4 46:04.434							
20 1 1:50.022 22.259 53.265 34.498 236.7 46:01.798								21 1 1:49.425 22.089 53.625 33.711 227.4 47:53.859							
21 1 1:50.173 22.062 53.681 34.430 244.5 47:51.971								22 1 1:52.153 22.444 54.957 34.752 209.3 49:46.012							
22 1 1:49.711 21.545 53.465 34.701 247.2 49:41.682								23 1 2:23.189 22.588 59.414 1:01.187 196.0 52:09.201							
								24 1 2:39.841 42.108 1:23.680 34.053 85.3 54:49.042							
								25 1 1:50.587 22.162 54.347 34.078 198.1 56:39.629							
								26 1 1:50.979 22.058 54.147 34.774 195.3 58:30.608							
								27 1 1:50.284 22.343 53.272 34.669 217.6 1:00:20.892							
								28 1 1:51.943 22.389 55.384 34.170 205.0 1:02:12.835							
10 Osella PA5 1977 1. Roberto TURRIZIANI 2. Nick PADMORE P-2L								1 2 2:25.665 34.948 1:08.939 41.778 2:25.665							
1 2 2:11.426 27.176 1:03.678 40.572 167.5 4:37.091								2 2 2:08.675 26.785 1:02.873 39.017 178.8 6:45.766							
2 2 2:31.569 25.375 1:02.141 1:04.053 181.5 9:17.335								3 2 2:31.569 25.375 1:02.141 1:04.053 181.5 9:17.335							
3 2 3:25.175 46.086 1:38.986 1:00.103 64.2 12:42.510								4 2 3:09.177 39.773 1:31.220 58.184 79.3 15:51.687							
4 2 3:09.177 39.773 1:31.220 58.184 79.3 15:51.687								5 2 2:34.570 39.410 1:09.088 46.072 84.6 18:26.257							
5 2 2:34.570 39.410 1:09.088 46.072 84.6 18:26.257								6 2 1:52.986 23.600 55.208 34.178 210.9 20:19.243							
6 2 1:52.986 23.600 55.208 34.178 210.9 20:19.243								7 2 1:49.798 22.833 53.364 33.601 215.9 22:09.041							
7 2 1:49.798 22.833 53.364 33.601 215.9 22:09.041								8 2 1:48.024 21.962 52.611 33.451 223.3 23:57.065							
8 2 1:48.024 21.962 52.611 33.451 223.3 23:57.065								9 2 1:47.231 21.662 52.612 32.957 230.7 25:44.296							
9 2 1:47.231 21.662 52.612 32.957 230.7 25:44.296								10 2 1:45.768 21.641 51.404 32.723 224.2 27:30.064							
10 2 1:45.768 21.641 51.404 32.723 224.2 27:30.064								11 2 1:44.879 21.147 50.904 32.828 233.7 29:14.943							
11 2 1:44.879 21.147 50.904 32.828 233.7 29:14.943								12 2 1:57.011 B 21.262 52.311 43.438 232.7 31:11.954							
12 2 1:57.011 B 21.262 52.311 43.438 232.7 31:11.954								13 2 4:35.491 3:09.842 52.371 33.278 35:47.445							
13 2 4:35.491 3:09.842 52.371 33.278 35:47.445								14 2 1:46.243 21.006 51.921 33.316 235.7 37:33.688							
14 2 1:46.243 21.006 51.921 33.316 235.7 37:33.688								15 2 1:48.027 21.727 53.026 33.274 235.7 39:21.715							
15 2 1:48.027 21.727 53.026 33.274 235.7 39:21.715															



CLASSIC ENDURANCE RACING 2
ESTORIL CLASSICS
RACE

Sector Analysis

Personal Best Session Best B Crossing the finish line in pit lane

Lap	D	Time	Sector 1	Sector 2	Sector 3	T. Spd	Elapsed	Lap	D	Time	Sector 1	Sector 2	Sector 3	T. Spd	Elapsed
18	2	1:46.423	21.568	51.716	33.139	232.2	41:08.138	14	1	2:00.141	24.012	59.003	37.126	192.9	34:52.042
19	2	1:45.506	21.211	51.428	32.867	233.7	42:53.644	15	1	1:56.612	23.904	56.531	36.177	193.6	36:48.654
20	2	1:45.683	21.164	51.559	32.960	237.2	44:39.327	16	1	1:54.489	22.559	56.130	35.800	214.2	38:43.143
21	2	1:45.692	21.381	51.224	33.087	235.7	46:25.019	17	1	1:55.137	23.326	55.982	35.829	207.0	40:38.280
22	2	1:46.644	21.339	51.680	33.625	239.2	48:11.663	18	1	1:53.690	22.500	55.678	35.512	222.8	42:31.970
23	2	1:46.936	22.105	51.655	33.176	226.5	49:58.599	19	1	1:53.410	22.662	55.523	35.225	220.6	44:25.380
24	2	2:18.338	21.511	1:03.984	52.843	235.1	52:16.937	20	1	1:53.786	22.239	55.099	36.448	224.6	46:19.166
25	2	2:36.931	41.314	1:21.935	33.682	86.4	54:53.868	21	1	1:52.397	22.087	54.596	35.714	225.1	48:11.563
26	2	1:47.917	22.046	52.368	33.503	233.7	56:41.785	22	1	1:53.371	22.649	55.541	35.181	227.9	50:04.934
27	2	1:46.745	21.333	52.128	33.284	230.2	58:28.530	23	1	2:13.877	22.236	59.948	51.693	224.2	52:18.811
28	2	1:46.463	21.427	51.872	33.164	225.6	1:00:14.993	24	1	2:42.237	41.032	1:23.530	37.675	88.3	55:01.048
29	2	1:49.300	21.814	53.913	33.573	212.9	1:02:04.293	25	1	1:53.644	22.382	55.586	35.676	226.0	56:54.692

12 Lola T298 1981
1. Stéphane NGUYEN P-2L

1	1	8:12.171	6:28.285	1:04.247	39.639		8:12.171
2	1	2:19.466	25.385	1:08.010	46.071	190.9	10:31.637
3	1	2:33.810	29.572	1:14.057	50.181	160.4	13:05.447
4	1	3:13.131	43.134	1:41.008	48.989	84.9	16:18.578
5	1	2:30.035	40.177	1:09.730	40.128	81.6	18:48.613
6	1	1:57.433	24.048	57.075	36.310	208.1	20:46.046
7	1	1:54.602	23.005	56.361	35.236	219.7	22:40.648
8	1	1:52.903	23.231	54.697	34.975	220.6	24:33.551
9	1	1:53.761	22.573	55.274	35.914	238.7	26:27.312
10	1	1:52.780	23.178	54.490	35.112	226.9	28:20.092
11	1	1:52.034	22.250	54.520	35.264	233.7	30:12.126
12	1	1:59.096 B	22.476	54.994	41.626	232.7	32:11.222
13	1	4:23.771	2:50.422	57.216	36.133		36:34.993
14	1	1:53.570	22.679	55.429	35.462	219.3	38:28.563
15	1	1:52.164	22.742	54.432	34.990	229.8	40:20.727
16	1	1:51.876	22.446	53.802	35.628	238.7	42:12.603
17	1	1:52.790	22.541	55.361	34.888	230.7	44:05.393
18	1	1:51.896	22.497	54.103	35.296	235.7	45:57.289
19	1	1:52.419	22.599	54.243	35.577	238.2	47:49.708
20	1	1:58.149	22.593	57.240	38.316	240.8	49:47.857
21	1	2:21.461	24.025	58.433	59.003	226.9	52:09.318
22	1	2:43.709	42.806	1:24.603	36.300	83.9	54:53.027
23	1	1:53.764	22.821	55.727	35.216	232.7	56:46.791
24	1	1:50.178	22.030	53.371	34.777	236.7	58:36.969
25	1	1:50.529	21.763	53.891	34.875	239.7	1:00:27.498
26	1	1:50.087	21.588	53.612	34.887	241.3	1:02:17.585

18 Porsche 935 1981
1. Zak BROWN GT2
2. Tom KRISTENSEN

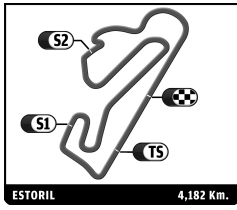
1	2	2:31.167	35.963	1:11.059	44.145		2:31.167
2	2	2:17.059	28.497	1:07.021	41.541	163.2	4:48.226
3	2	2:11.072	25.987	1:03.970	41.115	191.2	6:59.298
4	2	2:21.011	25.216	1:03.623	52.172	198.8	9:20.309
5	2	3:25.996	44.991	1:41.804	59.201	76.1	12:46.305
6	2	3:08.456	38.290	1:32.261	57.905	100.2	15:54.761
7	2	2:32.483	37.961	1:08.797	45.725	121.5	18:27.244
8	2	1:54.260	23.800	55.267	35.193	198.1	20:21.504
9	2	1:51.067	22.609	54.442	34.016	216.7	22:12.571
10	2	1:49.597	22.181	53.596	33.820	242.4	24:02.168
11	2	1:51.489	22.086	55.469	33.934	229.8	25:53.657
12	2	1:57.543 B	22.024	54.345	41.174	238.2	27:51.200
13	1	5:00.701	3:20.972	1:01.105	38.624		32:51.901

21 Chevron B26 1974
1. John EMBERSON P-2L
2. Nigel GREENSALL

1	1	2:38.398	37.483	1:15.358	45.557		2:38.398
2	1	2:32.795	30.126	1:16.330	46.339	151.8	5:11.193
3	1	2:25.194	29.064	1:12.054	44.076	156.8	7:36.387
4	1	2:24.879	30.697	1:10.847	43.335	140.6	10:01.266
5	1	2:55.132	28.337	1:31.291	55.504	157.2	12:56.398
6	1	3:08.130	39.802	1:34.637	53.691	84.6	16:04.528
7	1	2:30.448	41.476	1:07.416	41.556	85.7	18:34.976
8	1	2:01.402	25.288	59.267	36.847	196.7	20:36.378
9	1	1:58.577	24.295	57.804	36.478	199.1	22:34.955
10	1	1:55.500	23.619	56.255	35.626	190.9	24:30.455
11	1	1:56.663	24.081	56.435	36.147	192.9	26:27.118
12	1	1:55.466	24.004	56.416	35.046	199.9	28:22.584
13	1	2:02.855 B	23.191	55.511	44.153	200.2	30:25.439
14	2	4:11.599	2:45.417	52.741	33.441		34:37.038
15	2	1:45.509	21.239	51.508	32.762	224.6	36:22.547
16	2	1:47.524	20.973	53.423	33.128	234.2	38:10.071
17	2	1:45.766	20.987	51.699	33.080	236.2	39:55.837
18	2	1:44.490	20.898	51.113	32.479	235.7	41:40.327
19	2	1:45.222	21.179	51.222	32.821	227.9	43:25.549
20	2	1:45.129	21.057	50.951	33.121	238.2	45:10.678
21	2	1:45.654	21.690	51.013	32.951	215.0	46:56.332
22	2	1:44.888	21.318	50.955	32.615	213.8	48:41.220
23	2	1:46.059	21.984	51.124	32.951	218.9	50:27.279
24	2	2:36.303	22.163	1:17.465	56.675	212.5	53:03.582
25	2	2:13.441	42.213	58.328	32.900	80.3	55:17.023
26	2	1:45.752	21.700	51.315	32.737	209.7	57:02.775
27	2	1:46.022	21.253	51.226	33.543	211.7	58:48.797
28	2	1:48.176	22.177	53.283	32.716	217.1	1:00:36.973
29	2	1:45.531	21.381	51.348	32.802	212.1	1:02:22.504

22 Chevron B31 1975
1. Russell BÜSST P-2L

1	1	2:28.330	32.041	1:12.187	44.102		2:28.330
2	1	2:43.800	43.273	1:15.255	45.272	174.3	5:12.130
3	1	2:24.309	28.588	1:10.646	45.075	161.1	7:36.439
4	1	2:25.326	31.592	1:11.338	42.396	138.7	10:01.765
5	1	2:55.591	28.789	1:32.137	54.665	161.8	12:57.356
6	1	3:08.224	39.982	1:35.797	52.445	86.8	16:05.580
7	1	2:29.941	41.405	1:08.808	39.728	82.8	18:35.521



CLASSIC ENDURANCE RACING 2 ESTORIL CLASSICS RACE

Sector Analysis

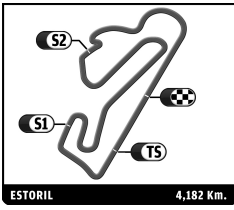
Personal Best Session Best B Crossing the finish line in pit lane															
Lap	D	Time	Sector 1	Sector 2	Sector 3	T. Spd	Elapsed	Lap	D	Time	Sector 1	Sector 2	Sector 3	T. Spd	Elapsed
8	1	2:01.321	25.291	1:00.305	35.725	196.7	20:36.842	6	1	3:07.072	39.834	1:37.620	49.618	86.9	16:05.749
9	1	1:58.205	24.246	58.043	35.916	197.0	22:35.047	7	1	2:31.370	42.078	1:08.940	40.352	77.2	18:37.119
10	1	1:55.448	24.177	56.135	35.136	203.2	24:30.495	8	1	2:01.111	24.821	59.892	36.398	192.9	20:38.230
11	1	1:55.351	23.086	56.865	35.400	218.0	26:25.846	9	1	2:00.735	24.669	58.710	37.356	196.0	22:38.965
12	1	1:59.412 B	23.040	54.262	42.110	214.2	28:25.258	10	1	2:12.790 B	24.557	59.499	48.734	194.6	24:51.755
13	1	4:14.643	2:45.072	55.261	34.310		32:39.901	45 Chevron B36 1976 1. Gianluigi CANDIANI P-2L 2. Frédéric ROUVIER							
14	1	1:51.915	22.918	54.095	34.902	219.3	34:31.816	1	2	2:29.093	36.624	1:09.791	42.678		2:29.093
15	1	1:49.476	22.582	53.016	33.878	224.2	36:21.292	2	2	2:18.642	27.832	1:08.357	42.453	152.4	4:47.735
16	1	1:49.910	21.805	54.257	33.848	233.2	38:11.202	3	2	2:14.039	27.747	1:05.646	40.646	162.1	7:01.774
17	1	1:49.499	21.533	53.844	34.122	234.2	40:00.701	4	2	2:24.499	27.698	1:07.266	49.535	162.3	9:26.273
18	1	1:47.710	21.472	52.513	33.725	240.3	41:48.411	5	2	3:23.682	44.830	1:41.030	57.822	72.5	12:49.955
19	1	1:48.832	21.312	53.096	34.424	238.2	43:37.243	6	2	3:08.730	39.086	1:32.641	57.003	121.5	15:58.685
20	1	1:49.510	21.781	53.165	34.564	235.7	45:26.753	7	2	2:32.473	39.362	1:07.939	45.172	74.1	18:31.158
21	1	1:49.273	22.164	52.990	34.119	228.8	47:16.026	8	2	2:08.564	27.664	1:04.042	36.858	157.0	20:39.722
22	1	1:49.492	22.199	53.064	34.229	235.1	49:05.518	9	2	2:13.002 B	24.250	58.759	49.993	183.0	22:52.724
23	1	1:49.020	21.821	53.394	33.805	230.7	50:54.538	49 TOJ SC303 1978 1. Dominique GUENAT P+2L							
24	1	2:59.765	30.152	1:29.579	1:00.034	231.7	53:54.303	1	1	2:29.989	33.140	1:12.179	44.670		2:29.989
25	1	2:02.395	35.549	53.215	33.631	76.0	55:56.698	2	1	2:21.985	29.051	1:09.611	43.323	144.7	4:51.974
26	1	1:49.590	22.053	53.341	34.196	231.2	57:46.288	50 Lola T286 1976 1. Maxime GUENAT P+2L							
27	1	1:49.913	21.982	52.908	35.023	224.6	59:36.201	1	1	2:22.338	29.473	1:08.879	43.986		2:22.338
28	1	1:52.992	22.268	55.228	35.496	228.8	1:01:29.193	2	1	2:17.454	27.429	1:07.894	42.131	172.1	4:39.792
26 Chevron B36 1976 1. Claude LE JEAN P-2L 2. Lucien ROSSIAUD															
1	1	2:46.612	40.145	1:18.050	48.417		2:46.612	3	1	2:13.224	27.268	1:05.446	40.510	174.3	6:53.016
2	1	2:33.053	31.919	1:13.936	47.198	138.5	5:19.665	4	1	2:25.170	25.478	1:05.149	54.543	200.6	9:18.186
3	1	2:25.521	28.740	1:11.808	44.973	183.3	7:45.186	5	1	3:25.519	46.299	1:39.547	59.673	70.4	12:43.705
4	1	2:28.021	30.919	1:12.066	45.036	156.3	10:13.207	6	1	3:08.723	39.478	1:31.182	58.063	108.8	15:52.428
5	1	2:48.472	29.451	1:28.142	50.879	169.2	13:01.679	7	1	2:33.964	38.872	1:09.387	45.705	89.6	18:26.392
6	1	3:08.389	42.653	1:38.292	47.444	82.1	16:10.068	8	1	1:52.760	23.989	54.964	33.807	221.0	20:19.152
7	1	2:34.366	43.889	1:08.728	41.749	78.3	18:44.434	9	1	1:48.109	21.652	53.295	33.162	246.1	22:07.261
8	1	2:10.929	26.775	1:04.699	39.455	191.9	20:55.363	10	1	1:47.892	21.759	53.057	33.076	244.5	23:55.153
9	1	2:05.453	25.330	1:00.670	39.453	202.8	23:00.816	11	1	1:46.418	21.215	51.875	33.328	239.7	25:41.571
10	1	2:05.546	25.275	1:00.445	39.826	205.0	25:06.362	12	1	1:46.230	21.251	52.224	32.755	244.0	27:27.801
11	1	2:13.059 B	24.991	59.811	48.257	203.2	27:19.421	13	1	1:46.028	21.401	51.772	32.855	236.7	29:13.829
12	2	4:32.028	2:53.353	1:00.994	37.681		31:51.449	14	1	1:45.739	21.471	51.519	32.749	239.2	30:59.568
13	2	1:59.649	24.176	58.755	36.718	203.2	33:51.098	15	1	1:55.004 B	21.455	52.396	41.153	244.0	32:54.572
14	2	2:00.049	23.381	57.792	38.876	220.2	35:51.147	16	1	4:05.552	2:41.305	51.764	32.483		37:00.124
15	2	2:04.539	25.321	1:00.401	38.817	207.0	37:55.686	17	1	1:44.294	20.838	51.002	32.454	247.8	38:44.418
16	2	2:24.916 B	23.768	1:04.799	56.349	224.6	40:20.602	18	1	1:46.234	21.369	52.069	32.796	254.1	40:30.652
17	2	3:20.670	1:34.404	1:05.059	41.207		43:41.272	19	1	1:46.069	20.985	52.177	32.907	246.7	42:16.721
18	2	2:02.026	24.751	59.831	37.444	202.0	45:43.298	20	1	1:45.005	21.170	51.314	32.521	234.6	44:01.726
19	2	2:01.440	23.504	1:00.985	36.951	228.8	47:44.738	21	1	1:45.781	21.135	51.800	32.846	231.2	45:47.507
20	2	2:00.082	22.988	58.431	38.663	234.2	49:44.820	22	1	1:45.740	21.206	51.541	32.993	227.9	47:33.247
21	2	2:29.098	27.481	1:04.409	57.208	213.4	52:13.918	23	1	1:47.145	21.264	52.382	33.499	229.8	49:20.392
22	2	2:51.138	42.124	1:26.713	42.301	79.7	55:05.056	24	1	2:00.974	21.637	53.084	46.253	231.2	51:21.366
23	2	2:09.138	24.374	1:04.170	40.594	202.8	57:14.194	25	1	2:55.214	41.890	1:25.709	47.615	81.4	54:16.580
24	2	2:05.132	25.398	1:02.031	37.703	198.1	59:19.326	26	1	1:47.089	21.934	51.846	33.309	219.7	56:03.669
25	2	2:13.026	27.472	1:05.531	40.023	195.6	1:01:32.352	27	1	1:46.162	21.095	51.836	33.231	231.7	57:49.831
31 Chevron B31 1975 1. Ross HYETT P-2L 2. Charlie HYETT															
1	1	2:43.542	40.204	1:17.091	46.247		2:43.542	28	1	1:45.726	21.298	51.097	33.331	214.6	59:35.557
2	1	2:29.145	30.302	1:13.901	44.942	150.0	5:12.687	29	1	1:52.491	20.558	56.606	35.327	241.3	1:01:28.048
3	1	2:23.727	28.589	1:11.785	43.353	162.8	7:36.414	52 TOJ SC304 1976 1. Yves SCEMAMA P+2L							
4	1	2:26.807	33.005	1:11.493	42.309	134.8	10:03.221								
5	1	2:55.456	28.011	1:33.219	54.226	159.9	12:58.677								



CLASSIC ENDURANCE RACING 2
ESTORIL CLASSICS
RACE

Sector Analysis

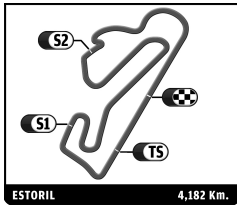
							■ Personal Best ■ Session Best ■ Crossing the finish line in pit lane								
Lap	D	Time	Sector 1	Sector 2	Sector 3	T. Spd	Elapsed	Lap	D	Time	Sector 1	Sector 2	Sector 3	T. Spd	Elapsed
1	1	2:28.806	32.351	1:12.330	44.125		2:28.806	27	2	1:49.307	21.320	53.494	34.493	238.2	58:49.307
2	1	2:20.409	29.264	1:08.158	42.987	155.0	4:49.215	28	2	1:51.084	21.958	54.678	34.448	223.3	1:00:40.391
3	1	2:13.174	27.436	1:05.367	40.371	159.9	7:02.389	29	2	1:49.737	22.189	53.722	33.826	221.9	1:02:30.128
4	1	2:22.973	26.766	1:06.945	49.262	168.7	9:25.362	59 BMW M1 Procar 1979 1. Sebastian GLASER GT2							
5	1	3:23.697	45.056	1:40.627	58.014	68.8	12:49.059	1	1	2:16.631	28.538	1:05.878	42.215		2:16.631
6	1	3:08.265	38.906	1:32.372	56.987	131.4	15:57.324	2	1	2:13.114	27.638	1:05.093	40.383	161.1	4:29.745
7	1	2:31.598	40.138	1:07.854	43.606	78.3	18:28.922	3	1	2:08.336	26.455	1:02.908	38.973	176.5	6:38.081
8	1	1:54.776	24.115	55.954	34.707	198.1	20:23.698	4	1	2:38.090	25.691	1:01.838	1:10.561	180.0	9:16.171
9	1	1:51.283	22.996	54.603	33.684	205.4	22:14.981	5	1	3:24.828	45.606	1:39.782	59.440	63.5	12:40.999
10	1	1:48.114	22.128	52.877	33.109	231.2	24:03.095	6	1	3:09.693	40.371	1:31.008	58.314	79.5	15:50.692
11	1	1:47.858	21.843	53.261	32.754	211.7	25:50.953	7	1	2:35.394	39.652	1:09.258	46.484	86.4	18:26.086
12	1	1:54.794	21.472	52.416	40.906	233.2	27:45.747	8	1	1:52.596	23.460	54.782	34.354	216.3	20:18.682
13	1	4:09.969	2:44.213	52.933	32.823		31:55.716	9	1	1:49.728	22.718	53.390	33.620	221.5	22:08.410
14	1	1:46.470	21.522	52.205	32.743	224.6	33:42.186	10	1	1:48.125	22.172	52.693	33.260	219.7	23:56.535
15	1	1:45.840	21.286	51.940	32.614	238.2	35:28.026	11	1	1:48.883	21.892	53.499	33.492	231.7	25:45.418
16	1	1:46.533	22.164	51.732	32.637	230.7	37:14.559	12	1	1:48.897	21.981	53.141	33.775	222.8	27:34.315
17	1	1:45.052	21.012	51.381	32.659	236.2	38:59.611	13	1	1:48.311	21.809	52.866	33.636	231.2	29:22.626
18	1	1:47.282	21.789	53.211	32.282	207.0	40:46.893	14	1	1:48.352	21.732	52.934	33.686	233.2	31:10.978
19	1	1:46.426	21.625	51.952	32.849	210.1	42:33.319	15	1	1:56.605	21.838	52.965	41.802	233.2	33:07.583
20	1	1:48.075	21.761	52.645	33.669	218.9	44:21.394	16	1	4:06.833	2:40.058	53.097	33.678		37:14.416
21	1	1:46.440	21.700	51.982	32.758	206.6	46:07.834	17	1	1:48.648	21.996	52.778	33.874	223.7	39:03.064
22	1	1:46.284	21.450	52.249	32.585	220.6	47:54.118	18	1	1:48.185	21.755	52.828	33.602	236.2	40:51.249
23	1	1:48.768	21.200	54.281	33.287	233.2	49:42.886	19	1	1:49.426	21.640	53.413	34.373	235.1	42:40.675
24	1	2:11.636	21.516	53.622	56.498	214.6	51:54.522	20	1	1:47.842	21.515	52.835	33.492	235.7	44:28.517
25	1	2:45.957	43.411	1:27.780	34.766	78.2	54:40.479	21	1	1:48.920	21.506	53.021	34.393	239.2	46:17.437
26	1	1:46.321	21.750	52.164	32.407	217.6	56:26.800	22	1	1:47.851	21.363	52.786	33.702	239.2	48:05.288
27	1	1:46.499	21.844	51.991	32.664	206.2	58:13.299	23	1	1:49.156	21.393	53.776	33.987	239.2	49:54.444
28	1	1:44.888	20.982	51.516	32.390	226.5	59:58.187	24	1	2:18.029	21.630	58.614	57.785	236.7	52:12.473
29	1	1:45.296	21.032	51.853	32.411	223.3	1:01:43.483	25	1	2:40.514	41.366	1:24.116	35.032	79.8	54:52.987
54 Porsche 935 1979 1. Dennis BUSCH GT2 2. Marc BUSCH															
1	1	2:26.384	32.215	1:10.424	43.745		2:26.384	85 Lola T292 1973 1. Tony SINCLAIR P-2L							
2	1	2:21.460	28.135	1:10.359	42.966	159.5	4:47.844	1	1	2:23.584	30.491	1:08.409	44.684		2:23.584
3	1	2:12.889	27.215	1:05.326	40.348	174.0	7:00.733	2	1	2:19.486	27.574	1:08.391	43.521	165.2	4:43.070
4	1	2:20.646	26.381	1:03.955	50.310	178.8	9:21.379	3	1	2:17.943	27.223	1:07.677	43.043	183.9	7:01.013
5	1	3:25.757	45.354	1:41.692	58.711	69.5	12:47.136	4	1	2:21.966	27.408	1:06.914	47.644	166.4	9:22.979
6	1	3:08.417	38.396	1:32.351	57.670	108.8	15:55.553	5	1	3:25.233	46.635	1:40.137	58.461	72.1	12:48.212
7	1	2:32.251	38.522	1:08.649	45.080	92.3	18:27.804	6	1	3:08.227	38.849	1:32.067	57.311	109.8	15:56.439
8	1	1:55.596	24.571	56.033	34.992	184.5	20:23.400	7	1	2:32.431	39.958	1:08.292	44.181	86.3	18:28.870
9	1	1:51.418	22.953	54.446	34.019	200.6	22:14.818	8	1	1:59.368	24.698	57.662	37.008	200.6	20:28.238
10	1	1:50.414	22.819	53.810	33.785	215.4	24:05.232	9	1	1:57.925	24.386	57.370	36.169	195.6	22:26.163
11	1	1:49.099	22.312	52.847	33.940	212.1	25:54.331	10	1	1:54.372	23.485	55.384	35.503	205.0	24:20.535
12	1	1:50.308	22.303	53.832	34.173	207.0	27:44.639	11	1	1:56.408	22.886	56.825	36.697	205.0	26:16.943
13	1	1:49.732	22.231	53.140	34.361	216.3	29:34.371	12	1	1:58.314	23.125	57.575	37.614	200.9	28:15.257
14	1	1:49.112	21.844	53.263	34.005	219.7	31:23.483	13	1	2:02.688	23.041	55.746	43.901	209.3	30:17.945
15	1	1:56.559	21.541	52.574	42.444	223.3	33:20.042	14	1	4:16.038	2:44.974	55.745	35.319		34:33.983
16	2	4:19.153	2:50.612	54.305	34.236		37:39.195	15	1	2:13.550	22.817	56.805	53.928	212.1	36:47.533
17	2	1:48.617	21.851	52.628	34.138	220.6	39:27.812	16	1	12:23.212	...	57.631	35.131		49:10.745
18	2	1:48.413	22.158	52.516	33.739	232.2	41:16.225	88 BMW M1 Procar 1979 1. Steven OSBORNE GT2 2. Chris WARD							
19	2	1:47.677	21.133	52.572	33.972	236.7	43:03.902	1	1	2:46.318	34.334	1:28.451	43.533		2:46.318
20	2	1:48.563	21.483	52.978	34.102	238.2	44:52.465	2	1	2:22.969	29.003	1:10.146	43.820	155.2	5:09.287
21	2	1:49.569	22.110	53.391	34.068	221.5	46:42.034								
22	2	1:48.370	21.368	52.798	34.204	222.4	48:30.404								
23	2	1:48.191	21.694	52.842	33.655	226.9	50:18.595								
24	2	2:33.626	21.653	1:19.677	52.296	223.7	52:52.221								
25	2	2:19.571	39.551	1:06.260	33.760	87.9	55:11.792								
26	2	1:48.208	21.216	52.819	34.173	240.8	57:00.000								



CLASSIC ENDURANCE RACING 2
ESTORIL CLASSICS
RACE

Sector Analysis

Lap	D	Time	Sector 1	Sector 2	Sector 3	T. Spd	Elapsed	Lap	D	Time	Sector 1	Sector 2	Sector 3	T. Spd	Elapsed								
■ Personal Best ■ Session Best B Crossing the finish line in pit lane																							
3	1	2:10.708	26.928	1:03.828	39.952	178.0	7:19.995	<div style="border: 1px solid black; padding: 5px;"> 158 Chevron B21 1972 1. Carlos Manuel ANTUNES P-2L </div>															
4	1	2:13.765	26.987	1:03.839	42.939	184.5	9:33.760																
5	1	3:18.555	39.288	1:42.179	57.088	75.5	12:52.315																
6	1	3:09.047	38.452	1:33.891	56.704	108.1	16:01.362																
7	1	2:30.388	39.408	1:06.846	44.134	88.3	18:31.750																
8	1	1:57.211	24.866	56.689	35.656	202.0	20:28.961																
9	1	1:55.351	24.700	55.346	35.305	208.1	22:24.312																
10	1	1:55.193	23.001	56.438	35.754	217.1	24:19.505																
11	1	1:54.024	23.361	56.120	34.543	212.5	26:13.529																
12	1	1:57.969 B	22.468	54.030	41.471	228.8	28:11.498																
13	2	4:20.926	2:49.729	55.842	35.355		32:32.424																
14	2	1:49.894	21.859	54.114	33.921	227.4	34:22.318																
15	2	1:48.947	21.621	53.462	33.864	235.1	36:11.265																
16	2	1:49.034	21.731	53.129	34.174	234.6	38:00.299																
17	2	1:49.889	21.842	53.573	34.474	233.7	39:50.188																
18	2	1:49.136	21.710	53.329	34.097	230.2	41:39.324																
19	2	1:50.206	22.017	54.085	34.104	229.3	43:29.530																
20	2	1:50.879	23.072	53.569	34.238	219.7	45:20.409																
21	2	1:49.454	21.682	53.406	34.366	229.3	47:09.863																
22	2	1:50.128	21.739	53.605	34.784	229.8	48:59.991																
23	2	1:50.380	22.069	53.800	34.511	231.7	50:50.371																
24	2	2:46.099	25.415	1:22.995	57.689	218.9	53:36.470																
25	2	2:06.288	37.949	54.023	34.316	84.6	55:42.758																
26	2	1:50.090	22.492	53.671	33.927	227.9	57:32.848																
27	2	1:50.225	21.835	54.272	34.118	230.7	59:23.073																
28	2	1:50.783	21.927	54.521	34.335	226.0	1:01:13.856																
29	2	1:52.081	21.798	55.254	35.029	225.6	1:03:05.937																
<div style="border: 1px solid black; padding: 5px;"> 111 Lola T280 1972 1. Carlos BARBOT P+2L </div>																							
1	1	2:41.600	39.091	1:16.464	46.045		2:41.600									<div style="border: 1px solid black; padding: 5px;"> 173 Porsche 934 1978 1. Pedro BETHENCOURT GT2 2. Mario SILVA </div>							
2	1	2:33.569	31.702	1:16.198	45.669	146.8	5:15.169																
3	1	2:26.962	29.653	1:11.981	45.328	153.3	7:42.131																
4	1	2:30.510	30.862	1:12.880	46.768	147.8	10:12.641																
5	1	2:48.241	28.300	1:27.357	52.584	175.4	13:00.882																
6	1	3:07.479	40.577	1:38.745	48.157	91.8	16:08.361																
7	1	2:32.208	43.338	1:08.345	40.525	80.6	18:40.569																
8	1	2:02.857	25.558	59.704	37.595	194.9	20:43.426																
9	1	2:00.092	23.967	58.656	37.469	204.3	22:43.518																
10	1	2:13.237 B	24.220	56.898	52.119	205.8	24:56.755																
11	1	4:40.135	3:03.458	59.386	37.291		29:36.890																
12	1	1:52.645	23.059	54.457	35.129	207.7	31:29.535																
13	1	1:51.850	22.505	54.413	34.932	232.7	33:21.385																
14	1	1:52.478	22.433	54.456	35.589	238.7	35:13.863																
15	1	1:53.226	23.046	54.589	35.591	225.6	37:07.089																
16	1	1:56.184	22.379	55.918	37.887	236.7	39:03.273																
17	1	1:53.963	23.287	54.401	36.275	201.7	40:57.236																
18	1	1:54.735	23.123	55.263	36.349	221.5	42:51.971																
19	1	1:54.206	22.748	55.173	36.285	215.9	44:46.177																
20	1	1:56.203	22.868	56.457	36.878	220.2	46:42.380																
21	1	1:57.223	23.023	57.248	36.952	197.0	48:39.603																
22	1	1:57.961	26.457	55.136	36.368	190.6	50:37.564																
23	1	2:43.211	23.303	1:23.779	56.129	208.1	53:20.775																
24	1	2:20.223	43.441	59.063	37.719	76.6	55:40.998																
25	1	1:54.008	24.873	54.705	34.430	215.4	57:35.006																
26	1	1:49.725	22.015	53.624	34.086	223.7	59:24.731																
27	1	1:49.520	21.901	53.845	33.774	223.3	1:01:14.251																
28	1	1:51.018	22.271	53.926	34.821	206.2	1:03:05.269																
1	1	2:48.753	41.499	1:19.098	48.156		2:48.753																
2	1	2:36.910	33.236	1:16.480	47.194	127.3	5:25.663																
3	1	2:34.284	31.161	1:14.983	48.140	137.8	7:59.947																
4	1	2:30.543	31.920	1:13.101	45.522	127.6	10:30.490																
5	1	2:33.887	30.426	1:13.384	50.077	143.2	13:04.377																
6	1	3:10.765	42.781	1:40.972	47.012	88.6	16:15.142																
7	1	2:33.480	41.798	1:10.782	40.900	89.0	18:48.622																
8	1	2:11.199	27.265	1:04.724	39.210	162.5	20:59.821																
9	1	2:17.927	26.637	1:07.834	43.456	167.7	23:17.748																
10	1	2:40.090 B	29.534	1:11.069	59.487	135.1	25:57.838																
11	2	4:35.202	2:56.613	1:00.480	38.109		30:33.040																
12	2	2:00.931	24.472	59.051	37.408	192.9	32:33.971																
13	2	2:02.975	24.750	57.709	40.516	188.3	34:36.946																
14	2	2:01.621	24.926	58.965	37.730	190.6	36:38.567																
15	2	2:02.949	23.969	59.147	39.833	202.8	38:41.516																
16	2	2:00.324	23.678	58.927	37.719	207.0	40:41.840																
17	2	2:04.274	24.275	59.703	40.296	202.0	42:46.114																
18	2	2:03.306	25.348	59.398	38.560	187.3	44:49.420																
19	2	2:16.545 B	25.449	1:00.227	50.869	189.2	47:05.965																
20	2	3:42.025	1:59.945	1:02.315	39.765		50:47.990																
21	2	2:42.787	26.406	1:17.795	58.586	177.7	53:30.777																
22	2	2:36.265 B	41.995	1:00.946	53.324	90.5	56:07.042																
23	2	5:57.054	4:15.770	1:01.822	39.462		1:02:04.096																



CLASSIC ENDURANCE RACING 2
ESTORIL CLASSICS
RACE

Sector Analysis

Personal Best Session Best B Crossing the finish line in pit lane

Lap	D	Time	Sector 1	Sector 2	Sector 3	T. Spd	Elapsed	Lap	D	Time	Sector 1	Sector 2	Sector 3	T. Spd	Elapsed
188		March 75S 1975 1. Kevin COOKE					P-2L	24	2	2:35.136	21.324	1:17.260	56.552	204.7	53:04.119
	1	2:37.180	37.661	1:13.983	45.536			25	2	2:12.958	42.450	58.381	32.127	77.7	55:17.077
	2	2:33.001	30.432	1:15.781	46.788	170.0		26	2	1:43.423	21.012	50.191	32.220	211.7	57:00.500
	3	2:25.294	29.299	1:11.186	44.809	163.0		27	2	1:46.898	21.520	52.487	32.891	226.5	58:47.398
	4	2:24.652	30.775	1:11.001	42.876	144.7		28	2	1:47.004	21.498	52.147	33.359	208.1	1:00:34.402
	5	2:55.490	28.845	1:31.056	55.589	162.3		29	2	1:47.008	21.466	52.435	33.107	224.6	1:02:21.410
	6	3:08.562	39.590	1:34.349	54.623	95.0									
	7	2:30.277	40.877	1:07.741	41.659	87.4		928		Porsche 928 S 1980 1. Jörg BRATKE VON BERGEI 2. Oliver LOUISODER				GT2	
	8	2:00.858	25.435	58.560	36.863	192.2		1	1	2:47.802	41.285	1:17.915	48.602		2:47.802
	9	1:58.107	24.130	57.877	36.100	237.7		2	1	2:33.698	32.371	1:14.937	46.390	134.0	5:21.500
	10	1:56.049	23.597	56.968	35.484	235.7		3	1	2:27.453	29.833	1:12.536	45.084	155.0	7:48.953
	11	1:56.903	23.661	57.011	36.231	225.6		4	1	2:25.528	30.491	1:10.556	44.481	150.4	10:14.481
	12	2:00.941	B 23.858	56.452	40.631	218.4		5	1	2:49.267	29.485	1:28.940	50.842	154.6	13:03.748
	13	4:25.839	2:51.668	58.158	36.013			6	1	3:09.207	42.479	1:39.088	47.640	94.2	16:12.955
	14	1:56.063	23.620	56.894	35.549	212.5		7	1	2:33.140	42.724	1:09.943	40.473	79.9	18:46.095
	15	1:53.027	22.652	55.481	34.894	233.7		8	1	2:11.738	27.572	1:04.236	39.930	188.3	20:57.833
	16	1:53.538	22.966	55.370	35.202	223.7		9	1	2:10.739	27.278	1:03.735	39.726	198.1	23:08.572
	17	1:52.200	22.677	54.208	35.315	231.2		10	1	2:08.251	26.598	1:02.491	39.162	190.2	25:16.823
	18	1:54.307	23.050	56.182	35.075	235.7		11	1	2:06.651	25.937	1:01.896	38.818	186.7	27:23.474
	19	1:50.747	22.143	53.960	34.644	238.7		12	1	2:06.507	25.956	1:02.073	38.478	200.9	29:29.981
	20	1:51.197	22.403	53.927	34.867	232.7		13	1	2:14.831	B 25.710	1:01.403	47.718	206.2	31:44.812
	21	1:56.721	23.075	57.089	35.877	224.2		14	2	4:30.536	2:49.524	1:01.919	39.093		36:15.348
	22	1:55.638	23.128	56.955	35.555	221.9		15	2	2:04.266	24.459	1:00.790	39.017	202.4	38:19.614
	23	2:20.849	23.252	1:05.100	52.497	226.0		16	2	2:01.044	24.067	59.277	37.700	209.3	40:20.658
	24	2:41.422	41.552	1:23.666	36.204	89.6		17	2	2:04.174	24.277	1:00.668	39.229	206.2	42:24.832
	25	1:52.725	22.286	55.167	35.272	236.7		18	2	2:00.255	23.529	58.761	37.965	216.3	44:25.087
	26	1:53.253	22.981	55.035	35.237	223.7		19	2	1:59.325	23.637	58.628	37.060	215.9	46:24.412
	27	1:55.108	23.233	56.939	34.936	216.7		20	2	1:59.834	24.043	58.547	37.244	210.1	48:24.246
	28	1:54.794	23.138	56.099	35.557	234.6		21	2	2:00.434	24.253	59.096	37.085	212.5	50:24.680
								22	2	2:39.961	25.084	1:19.384	55.493	215.0	53:04.641
								23	2	2:23.419	43.095	1:02.988	37.336	76.6	55:28.060
								24	2	1:59.860	24.050	58.701	37.109	210.5	57:27.920
								25	2	2:00.186	23.916	59.574	36.696	216.3	59:28.106
								26	2	2:04.773	23.483	1:01.912	39.378	221.5	1:01:32.879
600		Lola T600 1981 1. Philippe SCEMAMA 2. Laurent FORT					P+2L								
	1	2:43.297	50.482	1:10.391	42.424										
	2	2:19.277	28.928	1:09.708	40.641	154.1									
	3	2:11.011	26.747	1:05.569	38.695	169.0									
	4	2:19.086	26.757	1:08.928	43.401	162.1									
	5	3:18.914	39.711	1:41.605	57.598	78.4									
	6	3:08.600	38.593	1:33.175	56.832	112.8									
	7	2:31.012	39.923	1:06.700	44.389	81.1									
	8	1:57.153	24.823	56.937	35.393	196.7									
	9	1:54.330	23.104	55.966	35.260	201.7									
	10	1:55.764	23.341	56.925	35.498	199.1									
	11	1:57.792	22.996	58.570	36.226	202.0									
	12	2:06.324	B 23.345	57.632	45.347	199.1									
	13	4:20.309	2:49.963	56.465	33.881										
	14	2:48.429	22.082	52.643	33.704	206.6									
	15	2:55.228	21.213	51.182	42.833	215.9									
	16	2:46.666	20.592	53.422	32.652	239.7									
	17	2:45.178	20.918	51.653	32.607	221.9									
	18	2:44.693	21.648	50.668	32.377	223.7									
	19	2:46.076	21.081	51.769	33.226	212.1									
	20	2:45.427	22.199	50.529	32.699	211.3									
	21	2:44.939	21.131	51.024	32.784	215.0									
	22	2:44.153	20.652	51.020	32.481	226.9									
	23	2:45.325	21.598	51.125	32.602	239.2									