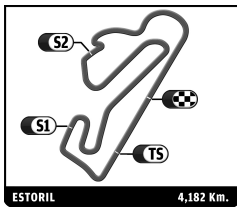


CLASSIC ENDURANCE RACING 2
ESTORIL CLASSICS
QUALIFYING

Sector Analysis

Personal Best Session Best B Crossing the finish line in pit lane

Lap	D	Time	Sector 1	Sector 2	Sector 3	T. Spd	Elapsed	Lap	D	Time	Sector 1	Sector 2	Sector 3	T. Spd	Elapsed	
1	Cheetah G601 1976 1. Beat EGGIMANN P-2L							13	1	2:02.892	25.971	58.492	38.429	190.2	41:46.912	
	1	1	2:42.998	48.470	1:12.209	42.319		2:42.998	14	1	1:59.794	24.651	57.557	37.586	193.9	43:46.706
	2	1	2:20.813	29.247	1:09.173	42.393	163.2	5:03.811	15	1	2:07.614	24.801	1:01.480	41.333	186.1	45:54.320
	3	1	2:16.461	27.939	1:06.663	41.859	172.1	7:20.272								
	4	1	2:17.757	27.058	1:08.380	42.319	180.9	9:38.029								
	5	1	2:29.503	27.642	1:19.003	42.858	173.8	12:07.532								
	6	1	2:17.028	27.899	1:07.128	42.001	168.2	14:24.560								
	7	1	2:25.074 B	27.169	1:06.619	51.286	188.6	16:49.634								
	8	1	4:24.235	2:32.987	1:09.405	41.843		21:13.869								
	9	1	2:11.557	26.976	1:03.668	40.913	181.5	23:25.426								
	10	1	2:09.137	26.522	1:02.245	40.370	189.9	25:34.563								
	11	1	2:37.706	27.284	1:09.735	1:00.687	186.1	28:12.269								
	12	1	2:42.255	41.888	1:19.697	40.670	87.6	30:54.524								
	13	1	2:05.373	25.256	1:00.205	39.912	219.7	32:59.897								
	14	1	2:05.049	25.984	59.746	39.319	195.6	35:04.946								
	15	1	2:02.190	25.548	58.351	38.291	185.7	37:07.136								
	16	1	2:00.736	24.917	58.119	37.700	198.4	39:07.872								
	17	1	1:58.961	24.918	57.427	36.616	205.0	41:06.833								
	18	1	1:56.469	23.891	55.262	37.316	218.9	43:03.302								
	19	1	1:56.339	24.188	55.853	36.298	208.1	44:59.641								
	20	1	1:55.583	24.106	55.793	35.684	216.7	46:55.224								
2	Lola T298 1979 1. Frédéric DA ROCHA P-2L							1	1	5:07.583	3:12.031	1:11.834	43.718		5:07.583	
	1	1	3:20.879	1:24.166	1:12.323	44.390		3:20.879	2	1	2:13.892	27.138	1:04.920	41.834	172.1	7:21.475
	2	1	2:20.023	28.909	1:08.567	42.547	157.4	5:40.902	3	1	2:15.313	26.568	1:06.402	42.343	193.9	9:36.788
	3	1	2:32.700 B	28.918	1:09.770	54.012	168.7	8:13.602	4	1	2:11.152	26.100	1:03.597	41.455	181.2	11:47.940
	4	1	4:05.797	1:54.740	1:27.591	43.466		12:19.399	5	1	2:29.061 B	25.886	1:04.931	58.244	200.6	14:17.001
	5	1	2:22.916	28.538	1:09.797	44.581	159.7	14:42.315	6	1	6:00.614	4:15.130	1:04.136	41.348		20:17.615
	6	1	2:24.195	29.949	1:10.082	44.164	152.2	17:06.510	7	1	2:09.198	25.963	1:02.315	40.920	193.2	22:26.813
	7	1	2:14.614	27.902	1:05.414	41.298	162.8	19:21.124	8	1	2:07.344	25.708	1:01.425	40.211	206.6	24:34.157
	8	1	2:13.544	27.104	1:05.030	41.410	168.5	21:34.668	9	1	2:05.235	25.003	1:00.681	39.551	213.8	26:39.392
	9	1	2:16.538	27.332	1:06.561	42.645	170.8	23:51.206	10	1	3:08.313 B	32.789	1:31.316	1:04.208	186.1	29:47.705
	10	1	2:12.299	27.206	1:04.020	41.073	184.8	26:03.505	11	1	2:29.398	45.911	1:02.458	41.029		32:17.103
	11	1	2:58.936 B	26.764	1:30.619	1:01.553	182.7	29:02.441	12	1	2:05.257	25.326	1:00.264	39.667	213.4	34:22.360
	12	1	4:57.584	3:10.778	1:06.736	40.070		34:00.025	13	1	2:01.351	24.453	58.462	38.436	205.0	36:23.711
	13	1	2:05.863	25.871	1:01.025	38.967	197.7	36:05.888	14	1	2:00.182	24.318	57.499	38.365	214.6	38:23.893
	14	1	2:02.623	24.893	59.153	38.577	206.6	38:08.511	15	1	1:58.849	23.928	57.183	37.738	218.9	40:22.742
	15	1	2:01.732	25.100	58.541	38.091	194.6	40:10.243	16	1	2:16.836 B	24.241	1:01.259	51.336	218.4	42:39.578
	16	1	2:19.788 B	24.742	57.697	57.349	208.1	42:30.031	17	1	2:28.548	45.890	1:01.264	41.394		45:08.126
7	Chevron B21 1972 1. Jean LEGRAS P-2L							1	2	4:16.148	2:23.402	1:11.479	41.267		4:16.148	
	1	1	3:55.172	1:46.955	1:20.860	47.357		3:55.172	2	2	2:07.872	25.208	1:02.080	40.584	204.3	6:24.020
	2	1	2:28.508	29.955	1:13.445	45.108	136.6	6:23.680	3	2	2:14.202	24.584	1:08.226	41.392	208.9	8:38.222
	3	1	2:22.874	30.003	1:08.881	43.990	138.3	8:46.554	4	2	2:01.822	24.581	59.480	37.761	207.0	10:40.044
	4	1	2:19.533	27.950	1:08.855	42.728	154.6	11:06.087	5	2	2:34.175 B	27.962	1:15.187	51.026	191.2	13:14.219
	5	1	2:40.475 B	27.666	1:09.246	1:03.563	161.8	13:46.562	6	1	7:35.406	5:45.981	1:07.192	42.233		20:49.625
	6	1	7:38.716	5:40.255	1:10.989	47.472		21:25.278	7	1	2:09.718	26.040	1:02.765	40.913	171.3	22:59.343
	7	1	2:48.443 B	28.690	1:21.883	57.870	168.2	24:13.721	8	1	2:06.160	25.472	1:01.690	38.998	185.4	25:05.503
	8	1	5:28.962 B	2:25.744	1:46.491	1:16.727		29:42.683	9	1	2:18.288 B	24.112	59.726	54.450	218.4	27:23.791
	9	1	3:44.056	1:59.611	1:03.242	41.203		33:26.739								
10	1	2:08.613	27.133	1:01.825	39.655	166.4	35:35.352									
11	1	2:05.928	25.678	1:00.993	39.257	181.5	37:41.280									
12	1	2:02.740	25.198	59.175	38.367	182.1	39:44.020									
10	Osella PA5 1977 1. Roberto TURRIZIANI P-2L 2. Nick PADMORE							1	1	3:01.840	1:05.806	1:11.894	44.140		3:01.840	
	1	1	2:03.373	25.442	59.289	38.642	179.4	11:17.728	2	1	2:13.731	26.591	1:05.331	41.809	173.2	5:15.571
12	Lola T298 1981 1. Stéphane NGUYEN P-2L							1	1	2:02.892	25.971	58.492	38.429	190.2	41:46.912	
	1	1	5:07.583	3:12.031	1:11.834	43.718		5:07.583								
18	Porsche 935 1981 1. Zak BROWN GT2 2. Tom KRISTENSEN							1	1	2:02.892	25.971	58.492	38.429	190.2	41:46.912	
	1	1	2:02.892	25.971	58.492	38.429	190.2	41:46.912								
21	Chevron B26 1974 1. John EMBERSON P-2L 2. Nigel GREENSALL							1	1	2:02.892	25.971	58.492	38.429	190.2	41:46.912	
	1	1	2:02.892	25.971	58.492	38.429	190.2	41:46.912								

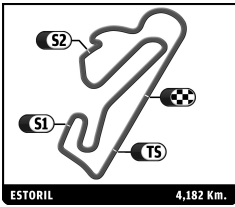


CLASSIC ENDURANCE RACING 2
ESTORIL CLASSICS
QUALIFYING

Sector Analysis

Personal Best Session Best B Crossing the finish line in pit lane

Lap	D	Time	Sector 1	Sector 2	Sector 3	T. Spd	Elapsed	Lap	D	Time	Sector 1	Sector 2	Sector 3	T. Spd	Elapsed
3	1	2:14.110	26.484	1:05.801	41.825	174.0	7:29.681	3	2	2:23.753	28.660	1:12.144	42.949	159.9	8:14.281
4	1	2:13.789	26.003	1:04.979	42.807	179.7	9:43.470	4	2	2:15.328	27.280	1:05.157	42.891	165.0	10:29.609
5	1	2:19.913	27.795	1:10.271	41.847	173.0	12:03.383	5	2	3:45.635 B	45.043	1:46.301	1:14.291	168.5	14:15.244
6	1	2:27.776 B	27.973	1:07.038	52.765	159.7	14:31.159	6	1	10:08.064	8:03.947	1:16.572	47.545		24:23.308
7	2	4:21.402	2:42.346	1:00.413	38.643		18:52.561	7	1	2:27.305	30.123	1:11.265	45.917	171.9	26:50.613
8	2	2:02.958	25.829	58.473	38.656	182.7	20:55.519	8	1	2:55.159	30.856	1:23.111	1:01.192	157.2	29:45.772
9	2	2:15.603 B	24.819	58.884	51.900	187.6	23:11.122	9	1	2:33.313	34.726	1:13.001	45.586	99.6	32:19.085
10	2	7:37.491	5:20.224	1:35.941	41.326		30:48.613	10	1	2:23.331	28.804	1:09.435	45.092	163.7	34:42.416
11	2	2:04.857	26.165	58.974	39.718	176.5	32:53.470	11	1	2:25.713	29.278	1:08.810	47.625	161.1	37:08.129
12	2	2:01.626	25.759	57.203	38.664	186.7	34:55.096	12	1	2:20.340	28.125	1:08.247	43.968	168.7	39:28.469
13	2	2:00.880	24.603	56.623	39.654	193.9	36:55.976	13	1	2:51.842 B	40.236	1:11.669	59.937	180.9	42:20.311
14	2	1:59.471	25.222	55.541	38.708	186.4	38:55.447	14	1	4:05.909	2:16.963	1:06.034	42.912		46:26.220
15	2	2:01.950	24.538	58.008	39.404	190.2	40:57.397								
16	2	1:54.851	24.278	54.658	35.915	190.2	42:52.248								
17	2	1:51.574	23.730	52.664	35.180	203.2	44:43.822								
18	2	1:50.367	23.433	52.340	34.594	201.7	46:34.189								
22 Chevron B31 1975 1. Russell BÜSST P+2L															
1	1	2:53.375	57.450	1:12.948	42.977		2:53.375								
2	1	2:12.130	25.786	1:04.888	41.456	201.7	5:05.505								
3	1	2:42.774 B	29.039	1:14.861	58.874	166.9	7:48.279								
4	1	10:23.701	8:40.887	1:02.859	39.955		18:11.980								
5	1	2:09.104	25.556	1:03.295	40.253	200.6	20:21.084								
6	1	2:07.615	26.497	1:01.865	39.253	169.5	22:28.699								
7	1	2:34.420 B	27.058	1:08.371	58.991	195.6	25:03.119								
8	1	9:46.699	7:52.341	1:13.190	41.168		34:49.818								
9	1	2:01.717	23.940	1:00.023	37.754	232.2	36:51.535								
10	1	1:58.937	24.593	57.381	36.963	216.7	38:50.472								
11	1	1:58.327	23.951	57.110	37.266	197.0	40:48.799								
12	1	2:23.613 B	26.337	1:07.292	49.984	192.5	43:12.412								
26 Chevron B36 1976 1. Claude LE JEAN P+2L 2. Lucien ROSSIAUD															
1	2	3:18.052	1:17.864	1:14.331	45.857		3:18.052								
2	2	2:32.017	30.666	1:14.103	47.248	138.1	5:50.069								
3	2	2:45.441	28.569	1:30.418	46.454	173.5	8:35.510								
4	2	2:40.653 B	30.553	1:11.755	58.345	167.5	11:16.163								
5	1	8:59.648	6:55.394	1:15.387	48.867		20:15.811								
6	1	2:29.920	31.726	1:11.725	46.469	152.7	22:45.731								
7	1	2:27.586	29.711	1:12.049	45.826	157.9	25:13.317								
8	1	2:41.214 B	28.325	1:11.152	1:01.737	173.8	27:54.531								
9	1	7:02.937	5:01.934	1:15.421	45.582		34:57.468								
10	1	2:22.281	27.178	1:09.836	45.267	198.8	37:19.749								
11	1	2:15.863	27.966	1:05.325	42.572	174.6	39:35.612								
31 Chevron B31 1975 1. Ross HYETT P+2L 2. Charlie HYETT															
1	1	3:22.429	1:14.176	1:23.622	44.631		3:22.429								
2	1	2:32.736 B	28.103	1:10.406	54.227	178.0	5:55.165								
3	2	4:51.565	3:01.187	1:07.546	42.832		10:46.730								
4	2	2:33.758 B	28.956	1:10.152	54.650	159.0	13:20.488								
45 Chevron B36 1976 1. Gianluigi CANDIANI P+2L 2. Frédéric ROUVIER															
1	2	3:24.024	1:04.856	1:15.138	1:04.030		3:24.024								
2	2	2:26.504	29.379	1:12.065	45.060	170.8	5:50.528								
49 TOJ SC303 1978 1. Dominique GUENAT P+2L															
1	1	9:56.198	7:42.118	1:10.903	1:03.177		9:56.198								
2	1	2:20.277	29.993	1:07.929	42.355	126.3	12:16.475								
3	1	2:11.838	27.265	1:04.036	40.537	155.9	14:28.313								
4	1	2:10.778	26.575	1:03.825	40.378	166.4	16:39.091								
5	1	2:25.093 B	26.619	1:04.513	53.961	157.7	19:04.184								
6	1	4:59.781	3:14.736	1:04.995	40.050		24:03.965								
7	1	2:07.577	26.046	1:01.172	40.359	175.4	26:11.542								
8	1	2:53.696 B	25.964	1:24.233	1:03.499	176.8	29:05.238								
9	1	3:43.392	2:00.703	1:03.675	39.014		32:48.630								
10	1	2:03.691	25.539	59.606	38.546	172.4	34:52.321								
11	1	2:01.153	24.449	59.073	37.631	192.5	36:53.474								
12	1	2:00.604	24.481	58.270	37.853	191.9	38:54.078								
13	1	2:12.568 B	24.437	57.757	50.374	188.3	41:06.646								
14	1	3:47.958	2:12.762	58.225	36.971		44:54.604								
15	1	2:19.129 B	27.284	1:02.980	48.865	174.9	47:13.733								
50 Lola T286 1976 1. Maxime GUENAT P+2L															
1	1	7:56.234	6:10.411	1:05.047	40.776		7:56.234								
2	1	2:07.699	25.237	1:02.239	40.223	201.3	10:03.933								
3	1	2:09.091	25.134	1:04.267	39.690	193.6	12:13.024								
4	1	2:07.508	25.407	1:02.378	39.723	194.6	14:20.532								
5	1	2:04.394	24.969	1:00.602	38.823	187.6	16:24.926								
6	1	2:02.846	24.695	59.758	38.393	197.7	18:27.772								
7	1	2:25.912 B	25.012	1:06.706	54.194	193.2	20:53.684								
8	1	11:11.743	9:31.210	1:01.021	39.512		32:05.427								
9	1	1:58.943	23.689	57.482	37.772	219.7	34:04.370								
10	1	1:57.716	23.661	56.857	37.198	220.2	36:02.086								
11	1	1:56.874	23.460	56.844	36.570	218.0	37:58.960								
12	1	1:56.221	23.436	56.283	36.502	223.7	39:55.181								
13	1	1:58.001	24.207	57.627	36.167	251.2	41:53.182								
14	1	1:55.546	23.392	55.645	36.509	224.6	43:48.728								
15	1	2:11.967 B	23.498	58.863	49.606	229.8	46:00.695								
52 TOJ SC304 1976 1. Yves SCEMAMA P+2L															
1	1	9:56.032	8:10.023	1:04.895	41.114		9:56.032								
2	1	2:39.863	30.855	1:27.938	41.070	135.8	12:35.895								
3	1	2:11.734	28.163	1:03.128	40.443	147.4	14:47.629								
4	1	2:27.286 B	27.628	1:04.986	54.672	150.0	17:14.915								
5	1	7:53.744	6:11.652	1:02.390	39.702		25:08.659								
6	1	2:22.240	25.805	1:00.443	55.992	176.3	27:30.899								

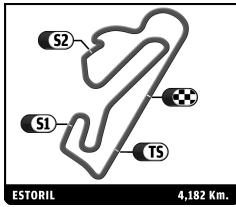


CLASSIC ENDURANCE RACING 2
ESTORIL CLASSICS
QUALIFYING

Sector Analysis

Personal Best Session Best B Crossing the finish line in pit lane

Lap	D	Time	Sector 1	Sector 2	Sector 3	T. Spd	Elapsed	Lap	D	Time	Sector 1	Sector 2	Sector 3	T. Spd	Elapsed
54 Porsche 935 1979 GT2 1. Dennis BUSCH 2. Marc BUSCH															
1	2	7:13.534	5:24.458	1:09.354	39.722		7:13.534								
2	2	2:03.321	25.582	59.375	38.364	165.7	9:16.855								
3	2	2:01.708	24.904	59.122	37.682	172.7	11:18.563								
4	2	2:02.705	24.637	59.904	38.164	187.6	13:21.268								
5	2	2:18.443 B	24.956	1:01.362	52.125	181.2	15:39.711								
6	1	4:31.980	2:51.526	1:01.784	38.670		20:11.691								
7	1	1:59.298	25.011	56.613	37.674	181.2	22:10.989								
8	1	2:13.704 B	23.948	57.829	51.927	190.9	24:24.693								
9	1	11:37.687	9:56.602	1:01.672	39.413		36:02.380								
10	1	1:58.973	25.696	55.891	37.386	185.7	38:01.353								
11	1	1:55.318	24.205	54.175	36.938	194.6	39:56.671								
12	1	1:57.923	24.442	56.501	36.980	192.2	41:54.594								
13	1	1:54.447	24.070	53.997	36.380	202.8	43:49.041								
14	1	1:58.681	24.125	58.278	36.278	196.7	45:47.722								
59 BMW M1 Procar 1979 GT2 1. Sebastian GLASER															
1	1	5:32.048	3:37.499	1:12.580	41.969		5:32.048								
2	1	2:06.344	27.458	59.858	39.028	167.2	7:38.392								
3	1	2:05.580	25.149	1:00.594	39.837	193.2	9:43.972								
4	1	2:40.124 B	26.670	1:15.403	58.051	167.7	12:24.096								
5	1	18:47.192	...	1:17.062	44.846		31:11.288								
6	1	2:09.011	30.430	59.330	39.251	144.1	33:20.299								
7	1	2:01.082	25.904	57.311	37.867	180.3	35:21.381								
8	1	1:56.305	24.451	54.441	37.413	205.8	37:17.686								
9	1	1:53.861	23.931	54.235	35.695	208.9	39:11.547								
10	1	1:53.622	23.585	54.352	35.685	214.6	41:05.169								
11	1	1:52.138	23.422	53.845	34.871	224.6	42:57.307								
12	1	2:09.930 B	23.900	57.634	48.396	211.7	45:07.237								
85 Lola T292 1973 P-2L 1. Tony SINCLAIR															
1	1	3:41.084 B	1:31.898	1:12.925	56.261		3:41.084								
2	1	6:47.123	5:03.400	1:02.652	41.071		10:28.207								
3	1	2:12.921	26.510	1:04.598	41.813	183.3	12:41.128								
4	1	2:10.508	26.381	1:03.597	40.530	176.8	14:51.636								
5	1	2:12.367	26.218	1:04.736	41.413	174.0	17:04.003								
6	1	2:08.545	26.339	1:02.103	40.103	169.8	19:12.548								
7	1	2:08.143	25.452	1:01.307	41.384	186.4	21:20.691								
8	1	2:08.885	25.253	1:03.046	40.586	190.6	23:29.576								
9	1	2:06.145	25.139	1:00.837	40.169	198.8	25:35.721								
10	1	2:44.687 B	26.039	1:08.555	1:10.093	181.8	28:20.408								
11	1	5:57.080	4:18.440	1:00.995	37.645		34:17.488								
12	1	2:01.654	24.457	58.632	38.565	219.3	36:19.142								
13	1	2:16.993 B	24.815	59.231	52.947	207.4	38:36.135								
14	1	5:26.159	3:52.088	57.271	36.800		44:02.294								
15	1	1:57.350	24.259	55.966	37.125	206.2	45:59.644								
88 BMW M1 Procar 1979 GT2 1. Steven OSBORNE 2. Chris WARD															
1	2	3:11.243	1:02.912	1:21.617	46.714		3:11.243								
2	2	2:29.520 B	30.345	1:09.652	49.523	139.2	5:40.763								
3	2	5:18.628	3:34.835	1:02.792	41.001		10:59.391								
4	2	2:48.059 B	30.120	1:17.325	1:00.614	129.6	13:47.450								
5	2	4:55.620	3:07.780	1:07.890	39.950		18:43.070								
6	2	2:07.994	25.996	1:02.565	39.433	165.7	20:51.064								
7	2	2:46.795 B	26.116	1:32.598	48.081	170.3	23:37.859								
8	1	6:44.286	4:24.438	1:33.127	46.721		30:22.145								
9	1	2:12.634	29.213	1:03.455	39.966	173.2	32:34.779								
10	1	2:05.344	26.104	59.421	39.819	187.6	34:40.123								
11	1	2:01.966	25.745	58.740	37.481	196.3	36:42.089								
12	1	2:00.040	24.996	57.805	37.239	203.5	38:42.129								
13	1	1:56.614	24.620	55.750	36.244	205.4	40:38.743								
14	1	1:57.089	24.433	55.639	37.017	213.8	42:35.832								
15	1	1:54.964	24.056	55.025	35.883	214.2	44:30.796								
16	1	1:54.630	24.003	54.923	35.704	208.5	46:25.426								
111 Lola T280 1972 P+2L 1. Carlos BARBOT															
1	1	3:33.371 B	1:10.112	1:19.098	1:04.161		3:33.371								
2	1	3:16.329	1:11.480	1:15.961	48.888		6:49.700								
3	1	2:37.441	31.947	1:15.967	49.527	143.7	9:27.141								
4	1	2:52.552 B	31.549	1:16.600	1:04.403	159.7	12:19.693								
5	1	7:46.144	5:49.474	1:10.513	46.157		20:05.837								
6	1	2:53.321	31.630	1:13.381	1:08.310	151.0	22:59.158								
7	1	2:24.609	30.587	1:09.739	44.283	151.8	25:23.767								
8	1	2:40.133	28.494	1:10.913	1:00.726	176.5	28:03.900								
9	1	2:52.002	41.484	1:25.565	44.953	90.0	30:55.902								
10	1	2:17.458	28.203	1:05.816	43.439	165.0	33:13.360								
11	1	2:17.237	27.706	1:07.095	42.436	185.4	35:30.597								
12	1	2:16.885	27.489	1:08.278	41.118	181.2	37:47.482								
13	1	2:13.268	26.517	1:04.923	41.828	190.6	40:00.750								
14	1	2:11.764	26.420	1:03.610	41.734	188.3	42:12.514								
15	1	2:06.588	25.448	1:01.609	39.531	223.3	44:19.102								
16	1	2:48.562 B	28.030	1:14.917	1:05.615	195.3	47:07.664								
158 Chevron B21 1972 P-2L 1. Carlos Manuel ANTUNES															
1	1	3:09.410	56.195	1:20.742	52.473		3:09.410								
2	1	2:41.867	32.188	1:20.539	49.140	134.0	5:51.277								
3	1	2:33.086	30.828	1:15.681	46.577	146.2	8:24.363								
4	1	2:31.796	30.724	1:14.882	46.190	150.6	10:56.159								
5	1	2:31.313	29.064	1:14.749	47.500	162.1	13:27.472								
6	1	2:57.407 B	43.475	1:12.896	1:01.036	164.0	16:24.879								
7	1	4:59.704	2:54.927	1:17.126	47.651		21:24.583								
8	1	2:30.721	30.410	1:12.992	47.319	176.0	23:55.304								
9	1	2:27.172	29.499	1:12.131	45.542	163.5	26:22.476								
10	1	3:17.475	30.010	1:37.003	1:10.462	170.8	29:39.951								
11	1	2:38.315	38.161	1:14.477	45.677	112.3	32:18.266								
12	1	2:23.210	28.739	1:08.971	45.500	166.2	34:41.476								
13	1	2:20.422	28.201	1:09.001	43.220	170.6	37:01.898								
14	1	2:16.592	27.477	1:07.921	41.194	169.5	39:18.490								
15	1	2:13.088	27.773	1:04.312	41.003	164.7	41:31.578								
16	1	2:10.039	26.947	1:02.746	40.346	170.0	43:41.617								



CLASSIC ENDURANCE RACING 2
ESTORIL CLASSICS
QUALIFYING

Sector Analysis

■ Personal Best ■ Session Best B Crossing the finish line in pit lane

Lap	D	Time	Sector 1	Sector 2	Sector 3	T. Spd	Elapsed	Lap	D	Time	Sector 1	Sector 2	Sector 3	T. Spd	Elapsed
17	1	2:16.215	26.016	1:04.721	45.478	185.7	45:57.832	10	2	2:24.446	29.710	1:09.956	44.780	154.8	34:35.141
173 Porsche 934 1978 1. Pedro BETHENCOURT GT2 2. Mario SILVA								11	2	2:39.660B	30.446	1:10.313	58.901	160.9	37:14.801
1	1	3:45.490	1:28.966	1:26.426	50.098		3:45.490	12	2	5:20.514	3:32.236	1:06.429	41.849		42:35.315
2	1	2:47.813	34.158	1:22.886	50.769	126.3	6:33.303	13	2	2:10.110	26.973	1:02.594	40.543	180.9	44:45.425
3	1	2:45.674	33.547	1:21.506	50.621	132.5	9:18.977	14	2	2:05.051	25.615	1:00.481	38.955	185.4	46:50.476
4	1	2:41.253	32.900	1:19.780	48.573	126.7	12:00.230								
5	1	2:42.032	33.345	1:19.853	48.834	134.0	14:42.262								
6	1	2:52.664B	33.270	1:19.101	1:00.293	129.6	17:34.926								
7	2	5:28.083	3:22.985	1:17.564	47.534		23:03.009								
8	2	2:28.655	32.476	1:11.866	44.313	123.9	25:31.664								
9	2	2:51.150B	32.231	1:12.108	1:06.811	159.9	28:22.814								
10	2	5:11.211	3:21.477	1:07.328	42.406		33:34.025								
11	2	2:16.624	28.590	1:06.236	41.798	163.5	35:50.649								
12	2	2:35.508B	28.599	1:06.800	1:00.109	148.9	38:26.157								
188 March 75S 1975 1. Kevin COOKE P-2L															
1	1	3:56.927	1:47.537	1:22.254	47.136		3:56.927								
2	1	2:29.718	30.088	1:14.634	44.996	151.6	6:26.645								
3	1	2:21.371	28.477	1:09.214	43.680	160.9	8:48.016								
4	1	2:19.741	28.760	1:08.958	42.023	164.2	11:07.757								
5	1	2:19.779	26.985	1:08.914	43.880	184.2	13:27.536								
6	1	2:12.671	26.057	1:04.578	42.036	200.6	15:40.207								
7	1	2:28.779B	28.427	1:08.937	51.415	153.3	18:08.986								
8	1	6:37.830	4:48.170	1:08.171	41.489		24:46.816								
9	1	2:18.279	26.355	1:03.719	48.205	193.9	27:05.095								
10	1	3:10.588	40.720	1:43.090	46.778	87.9	30:15.683								
11	1	2:10.025	25.576	1:03.252	41.197	192.9	32:25.708								
12	1	2:11.141	26.778	1:03.788	40.575	186.1	34:36.849								
13	1	2:24.671B	27.295	1:06.132	51.244	181.5	37:01.520								
14	1	4:37.372	2:46.165	1:10.400	40.807		41:38.892								
15	1	2:03.482	24.843	1:00.748	37.891	216.7	43:42.374								
16	1	2:22.517B	26.170	1:02.857	53.490	180.6	46:04.891								
600 Lola T600 1981 1. Philippe SCEMAMA P+2L 2. Laurent FORT															
1	2	3:44.707	1:48.875	1:12.978	42.854		3:44.707								
2	2	2:13.644	26.760	1:05.950	40.934	184.8	5:58.351								
3	2	2:12.583	25.857	1:06.234	40.492	202.0	8:10.934								
4	2	2:22.942B	25.731	1:04.713	52.498	198.1	10:33.876								
5	2	9:52.145	8:07.793	1:04.854	39.498		20:26.021								
6	2	2:06.398	25.540	1:01.964	38.894	180.9	22:32.419								
7	2	2:03.059	25.245	59.589	38.225	185.4	24:35.478								
928 Porsche 928 S 1980 1. Jörg BRATKE VON BERGER GT2 2. Oliver LOUISODER															
1	1	6:09.375	3:57.361	1:22.592	49.422		6:09.375								
2	1	2:41.667	32.113	1:18.324	51.230	135.3	8:51.042								
3	1	2:34.181	31.713	1:13.267	49.201	144.3	11:25.223								
4	1	2:30.144	29.854	1:12.899	47.391	158.8	13:55.367								
5	1	2:28.411	31.019	1:11.296	46.096	143.2	16:23.778								
6	1	2:38.695B	30.400	1:11.673	56.622	148.7	19:02.473								
7	2	7:08.515	5:10.091	1:13.390	45.034		26:10.988								
8	2	3:26.372	30.226	1:46.201	1:09.945	154.1	29:37.360								
9	2	2:33.335	36.221	1:09.476	47.638	130.2	32:10.695								