

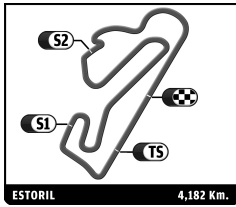


CLASSIC ENDURANCE RACING 2
ESTORIL CLASSICS
PRIVATE PRACTICE

Sector Analysis

Personal Best Session Best B Crossing the finish line in pit lane

| Lap | D | Time | Sector 1 | Sector 2 | Sector 3 | T. Spd | Elapsed | Lap | D | Time | Sector 1 | Sector 2 | Sector 3 | T. Spd | Elapsed |
|-----------|---|---|-----------------|---------------|---------------|--------|---------|-----------|---|--|-----------------|---------------|---------------|--------|-----------|
| 1 | | Cheetah G601 1976 1. Beat EGGIMANN | | | | | P-2L | 14 | 1 | 1:50.903 | 22.011 | 53.694 | 35.198 | 207.4 | 32:18.039 |
| 1 | 1 | 2:17.736 | 36.139 | 1:04.851 | 36.746 | | | 15 | 1 | 1:49.874 | 22.764 | 53.640 | 33.470 | 192.2 | 34:07.913 |
| 2 | 1 | 1:52.782 | 23.797 | 54.533 | 34.452 | 208.5 | | 16 | 1 | 2:15.144 | B 23.800 | 58.104 | 53.240 | 189.9 | 36:23.057 |
| 3 | 1 | 1:48.467 | 22.068 | 52.927 | 33.472 | 242.4 | | 17 | 1 | 4:03.416 | 2:30.164 | 58.847 | 34.405 | | 40:26.473 |
| 4 | 1 | 1:52.956 | 21.908 | 56.942 | 34.106 | 247.8 | | 18 | 1 | 1:49.713 | 21.912 | 53.169 | 34.632 | 225.6 | 42:16.186 |
| 5 | 1 | 1:47.220 | 21.915 | 52.662 | 32.643 | 238.2 | | 19 | 1 | 1:48.999 | 21.985 | 53.440 | 33.574 | 220.6 | 44:05.185 |
| 6 | 1 | 1:46.573 | 21.470 | 51.993 | 33.110 | 245.1 | | | | | | | | | |
| 7 | 1 | 2:09.005 | B 23.425 | 56.951 | 48.629 | 224.2 | | | | | | | | | |
| 8 | 1 | 4:12.826 | 2:44.641 | 54.520 | 33.665 | | | | | | | | | | |
| 9 | 1 | 1:46.398 | 21.802 | 51.621 | 32.975 | 249.5 | | | | | | | | | |
| 10 | 1 | 1:45.634 | 21.207 | 51.609 | 32.818 | 251.2 | | | | | | | | | |
| 11 | 1 | 1:46.420 | 20.859 | 52.967 | 32.594 | 251.8 | | | | | | | | | |
| 12 | 1 | 1:46.467 | 22.647 | 51.271 | 32.549 | 244.5 | | | | | | | | | |
| 13 | 1 | 1:45.655 | 20.904 | 51.641 | 33.110 | 252.9 | | | | | | | | | |
| 14 | 1 | 1:45.745 | 21.514 | 51.380 | 32.851 | 247.2 | | | | | | | | | |
| 15 | 1 | 2:06.197 | B 23.449 | 58.018 | 44.730 | 241.8 | | | | | | | | | |
| 16 | 1 | 5:06.872 | 3:39.419 | 54.433 | 33.020 | | | | | | | | | | |
| 17 | 1 | 1:57.295 | 31.034 | 53.094 | 33.167 | 248.4 | | | | | | | | | |
| 18 | 1 | 1:45.804 | 21.313 | 51.957 | 32.534 | 249.5 | | | | | | | | | |
| 19 | 1 | 1:44.489 | 21.189 | 51.144 | 32.156 | 242.9 | | | | | | | | | |
| 20 | 1 | 1:44.530 | 21.089 | 51.334 | 32.107 | 249.5 | | | | | | | | | |
| 21 | 1 | 1:44.733 | 21.068 | 50.915 | 32.750 | 250.6 | | | | | | | | | |
| 2 | | Lola T298 1979 1. Frédéric DA ROCHA | | | | | P-2L | 10 | | Osella PA5 1977 1. Roberto TURRIZIANI 2. Nick PADMORE | | | | | P-2L |
| 1 | 1 | 2:20.526 | 37.641 | 1:04.727 | 38.158 | | | 1 | 2 | 3:17.744 | 1:36.917 | 1:04.270 | 36.557 | | 3:17.744 |
| 2 | 1 | 1:55.292 | 24.282 | 55.749 | 35.261 | 225.1 | | 2 | 2 | 2:14.513 | B 24.281 | 58.158 | 52.074 | 182.4 | 5:32.257 |
| 3 | 1 | 1:49.911 | 21.944 | 53.517 | 34.450 | 242.4 | | 3 | 2 | 4:08.943 | 2:38.152 | 57.272 | 33.519 | | 9:41.200 |
| 4 | 1 | 1:51.637 | 22.213 | 54.218 | 35.206 | 243.4 | | 4 | 2 | 1:46.235 | 21.626 | 51.739 | 32.870 | 230.7 | 11:27.435 |
| 5 | 1 | 1:50.897 | 21.889 | 54.512 | 34.496 | 246.1 | | 5 | 2 | 2:03.151 | B 21.417 | 55.324 | 46.410 | 239.7 | 13:30.586 |
| 6 | 1 | 2:12.730 | B 24.537 | 59.862 | 48.331 | 247.2 | | 6 | 1 | 9:19.319 | 7:43.391 | 58.670 | 37.258 | | 22:49.905 |
| 7 | 1 | 5:36.286 | 4:04.942 | 56.493 | 34.851 | | | 7 | 1 | 1:55.157 | 23.247 | 55.954 | 35.956 | 224.2 | 24:45.062 |
| 8 | 1 | 1:49.754 | 22.075 | 53.344 | 34.335 | 242.9 | | 8 | 1 | 1:53.175 | 22.994 | 53.225 | 36.956 | 212.1 | 26:38.237 |
| 9 | 1 | 1:50.075 | 22.308 | 53.731 | 34.036 | 242.4 | | 9 | 1 | 2:00.526 | 23.564 | 54.425 | 42.537 | 196.3 | 28:38.763 |
| 10 | 1 | 1:51.086 | 22.026 | 55.137 | 33.923 | 244.0 | | 10 | 1 | 2:09.795 | 25.385 | 1:05.276 | 39.134 | 179.4 | 30:48.558 |
| 11 | 1 | 1:48.636 | 21.713 | 53.042 | 33.881 | 252.3 | | 11 | 1 | 2:21.726 | B 24.569 | 1:00.464 | 56.693 | 204.7 | 33:10.284 |
| 12 | 1 | 1:48.065 | 21.785 | 52.741 | 33.539 | 245.1 | | | | | | | | | |
| 13 | 1 | 1:48.909 | 21.569 | 52.758 | 34.582 | 249.5 | | | | | | | | | |
| 14 | 1 | 1:59.644 | B 21.472 | 53.741 | 44.431 | 247.8 | | | | | | | | | |
| 7 | | Chevron B21 1972 1. Jean LEGRAS | | | | | P-2L | 12 | | Lola T298 1981 1. Stéphane NGUYEN | | | | | P-2L |
| 1 | 1 | 2:41.456 | 48.572 | 1:10.581 | 42.303 | | | 1 | 1 | 2:23.181 | 38.490 | 1:06.526 | 38.165 | | 2:23.181 |
| 2 | 1 | 2:10.660 | 27.650 | 1:02.705 | 40.305 | 151.4 | | 2 | 1 | 1:54.188 | 24.069 | 55.581 | 34.538 | 210.9 | 4:17.369 |
| 3 | 1 | 1:58.295 | 26.868 | 56.505 | 34.922 | 165.9 | | 3 | 1 | 1:51.234 | 22.538 | 54.657 | 34.039 | 235.7 | 6:08.603 |
| 4 | 1 | 1:56.077 | 22.910 | 58.572 | 34.595 | 213.4 | | 4 | 1 | 1:50.764 | 22.331 | 53.506 | 34.927 | 219.7 | 7:59.367 |
| 5 | 1 | 2:12.997 | B 22.964 | 55.866 | 54.167 | 175.4 | | 5 | 1 | 1:50.465 | 22.055 | 54.556 | 33.854 | 237.7 | 9:49.832 |
| 6 | 1 | 4:14.110 | 2:35.291 | 1:01.408 | 37.411 | | | 6 | 1 | 1:49.573 | 22.414 | 53.214 | 33.945 | 232.7 | 11:39.405 |
| 7 | 1 | 1:52.007 | 23.420 | 54.711 | 33.876 | 187.3 | | 7 | 1 | 1:48.593 | 21.847 | 53.096 | 33.650 | 239.7 | 13:27.998 |
| 8 | 1 | 1:51.336 | 22.937 | 54.865 | 33.534 | 188.3 | | 8 | 1 | 1:59.839 | B 21.701 | 53.016 | 45.122 | 240.3 | 15:27.837 |
| 9 | 1 | 1:50.843 | 22.551 | 54.619 | 33.673 | 197.0 | | 9 | 1 | 7:01.137 | 5:32.834 | 54.661 | 33.642 | | 22:28.974 |
| 10 | 1 | 1:50.708 | 22.342 | 54.497 | 33.869 | 195.3 | | 10 | 1 | 1:47.289 | 21.489 | 52.493 | 33.307 | 237.2 | 24:16.263 |
| 11 | 1 | 1:50.473 | 22.594 | 54.169 | 33.710 | 188.0 | | 11 | 1 | 1:46.830 | 21.433 | 52.570 | 32.827 | 241.8 | 26:03.093 |
| 12 | 1 | 2:11.585 | B 22.375 | 55.024 | 54.186 | 193.2 | | 12 | 1 | 1:45.510 | 20.800 | 51.885 | 32.825 | 249.5 | 27:48.603 |
| 13 | 1 | 3:46.589 | 2:08.822 | 1:02.735 | 35.032 | | | 13 | 1 | 1:50.189 | 21.882 | 53.424 | 34.883 | 208.9 | 29:38.792 |
| 18 | | Porsche 935 1981 1. Zak BROWN 2. Tom KRISTENSEN | | | | | P-2L | 18 | | Porsche 935 1981 1. Zak BROWN 2. Tom KRISTENSEN | | | | | GT2 |
| 1 | 1 | 2:41.456 | 48.572 | 1:10.581 | 42.303 | | | 1 | 2 | 12:20.115 | B ... | 1:09.452 | 49.304 | | 12:20.115 |
| 2 | 1 | 2:10.660 | 27.650 | 1:02.705 | 40.305 | 151.4 | | 2 | 2 | 10:59.929 | 9:17.055 | 1:04.762 | 38.112 | | 23:20.044 |
| 3 | 1 | 1:58.295 | 26.868 | 56.505 | 34.922 | 165.9 | | 3 | 2 | 1:57.733 | 24.375 | 57.814 | 35.544 | 216.7 | 25:17.777 |
| 4 | 1 | 1:56.077 | 22.910 | 58.572 | 34.595 | 213.4 | | 4 | 2 | 1:50.894 | 22.540 | 54.290 | 34.064 | 235.7 | 27:08.671 |
| 5 | 1 | 2:12.997 | B 22.964 | 55.866 | 54.167 | 175.4 | | 5 | 2 | 2:01.823 | 21.834 | 1:02.662 | 37.327 | 251.8 | 29:10.494 |
| 6 | 1 | 4:14.110 | 2:35.291 | 1:01.408 | 37.411 | | | 6 | 2 | 1:48.975 | 21.936 | 53.416 | 33.623 | 251.8 | 30:59.469 |
| 7 | 1 | 1:52.007 | 23.420 | 54.711 | 33.876 | 187.3 | | 7 | 2 | 2:14.939 | B 25.132 | 1:00.948 | 48.859 | 206.6 | 33:14.408 |
| 21 | | Chevron B26 1974 1. John EMBERSON 2. Nigel GREENSALL | | | | | P-2L | 21 | | Chevron B26 1974 1. John EMBERSON 2. Nigel GREENSALL | | | | | P-2L |
| 1 | 1 | 2:41.456 | 48.572 | 1:10.581 | 42.303 | | | 1 | 1 | 2:45.517 | 1:07.491 | 1:00.757 | 37.269 | | 2:45.517 |
| 2 | 1 | 2:10.660 | 27.650 | 1:02.705 | 40.305 | 151.4 | | 2 | 1 | 1:56.463 | 23.874 | 56.695 | 35.894 | 188.6 | 4:41.980 |
| 3 | 1 | 1:58.295 | 26.868 | 56.505 | 34.922 | 165.9 | | 3 | 1 | 1:52.922 | 23.628 | 54.649 | 34.645 | 186.7 | 6:34.902 |



CLASSIC ENDURANCE RACING 2
ESTORIL CLASSICS
PRIVATE PRACTICE

Sector Analysis

Personal Best Session Best B Crossing the finish line in pit lane

| Lap | D | Time | Sector 1 | Sector 2 | Sector 3 | T. Spd | Elapsed |
|-----|---|-------------------|---------------|---------------|---------------|--------|-----------|
| 4 | 1 | 1:50.496 | 22.520 | 53.651 | 34.325 | 198.4 | 8:25.398 |
| 5 | 1 | 2:01.599 B | 22.396 | 53.082 | 46.121 | 201.7 | 10:26.997 |
| 6 | 1 | 4:05.155 | 2:33.305 | 57.681 | 34.169 | | 14:32.152 |
| 7 | 1 | 1:49.091 | 21.975 | 53.264 | 33.852 | 215.9 | 16:21.243 |
| 8 | 1 | 1:49.926 | 21.756 | 54.088 | 34.082 | 222.4 | 18:11.169 |
| 9 | 1 | 1:48.350 | 21.772 | 53.014 | 33.564 | 222.8 | 19:59.519 |
| 10 | 1 | 1:48.079 | 21.785 | 52.750 | 33.544 | 217.1 | 21:47.598 |
| 11 | 1 | 1:54.966 | 22.174 | 55.606 | 37.186 | 201.3 | 23:42.564 |
| 12 | 1 | 1:48.651 | 22.191 | 52.913 | 33.547 | 206.2 | 25:31.215 |
| 13 | 1 | 1:59.446 B | 21.793 | 52.293 | 45.360 | 210.1 | 27:30.661 |

| 22 | | Chevron B31 1975 | | P-2L | | |
|----|---|-------------------|---------------|---------------|---------------|-----------|
| | | 1. Russell BÜSST | | | | |
| 1 | 1 | 7:18.105 | 5:33.667 | 1:05.052 | 39.386 | 7:18.105 |
| 2 | 1 | 1:54.378 | 22.943 | 56.894 | 34.541 | 9:12.483 |
| 3 | 1 | 1:51.969 | 22.622 | 55.212 | 34.135 | 11:04.452 |
| 4 | 1 | 1:51.944 | 22.630 | 54.969 | 34.345 | 12:56.396 |
| 5 | 1 | 2:12.593 B | 23.407 | 57.240 | 51.946 | 15:08.989 |
| 6 | 1 | 5:35.463 | 4:03.772 | 56.867 | 34.824 | 20:44.452 |
| 7 | 1 | 1:52.656 | 22.686 | 54.427 | 35.543 | 22:37.108 |
| 8 | 1 | 2:06.022 B | 22.208 | 56.807 | 47.007 | 24:43.130 |
| 9 | 1 | 4:42.787 | 3:13.402 | 55.524 | 33.861 | 29:25.917 |
| 10 | 1 | 1:49.954 | 22.257 | 54.025 | 33.672 | 31:15.871 |
| 11 | 1 | 1:49.452 | 22.252 | 53.584 | 33.616 | 33:05.323 |
| 12 | 1 | 1:49.102 | 21.979 | 53.172 | 33.951 | 34:54.425 |
| 13 | 1 | 1:48.180 | 21.746 | 53.102 | 33.332 | 36:42.605 |
| 14 | 1 | 1:52.124 | 23.837 | 54.415 | 33.872 | 38:34.729 |
| 15 | 1 | 1:48.775 | 21.923 | 53.179 | 33.673 | 40:23.504 |
| 16 | 1 | 1:47.563 | 22.017 | 52.529 | 33.017 | 42:11.067 |
| 17 | 1 | 1:46.858 | 21.223 | 52.269 | 33.366 | 43:57.925 |
| 18 | 1 | 1:47.065 | 21.536 | 52.425 | 33.104 | 45:44.990 |

| 26 | | Chevron B36 1976 | | P-2L | | |
|----|---|--------------------|---------------|---------------|---------------|-----------|
| | | 1. Claude LE JEAN | | | | |
| | | 2. Lucien ROSSIAUD | | | | |
| 1 | 2 | 3:44.725 | 1:49.145 | 1:13.662 | 41.918 | 3:44.725 |
| 2 | 2 | 2:07.664 | 25.371 | 1:03.399 | 38.894 | 5:52.389 |
| 3 | 2 | 2:04.931 | 25.510 | 1:01.256 | 38.165 | 7:57.320 |
| 4 | 2 | 2:15.530 B | 23.687 | 59.397 | 52.446 | 10:12.850 |
| 5 | 2 | 3:58.211 | 2:15.775 | 1:05.024 | 37.412 | 14:11.061 |
| 6 | 2 | 2:00.128 | 23.777 | 59.534 | 36.817 | 16:11.189 |
| 7 | 2 | 2:12.533 B | 24.101 | 58.959 | 49.473 | 18:23.722 |
| 8 | 1 | 4:41.146 | 3:05.688 | 58.366 | 37.092 | 23:04.868 |
| 9 | 1 | 1:58.835 | 24.979 | 57.648 | 36.208 | 25:03.703 |
| 10 | 1 | 1:56.542 | 22.945 | 57.766 | 35.831 | 27:00.245 |
| 11 | 1 | 1:55.661 | 22.680 | 56.470 | 36.511 | 28:55.906 |
| 12 | 1 | 2:25.400 B | 24.134 | 1:03.803 | 57.463 | 31:21.306 |
| 13 | 1 | 6:18.213 | 4:38.548 | 1:01.283 | 38.382 | 37:39.519 |
| 14 | 1 | 1:55.388 | 23.334 | 56.460 | 35.594 | 39:34.907 |

| 31 | | Chevron B31 1975 | | P-2L | | |
|----|---|--------------------|---------------|---------------|---------------|-----------|
| | | 1. Ross HYETT | | | | |
| | | 2. Nick HYETT | | | | |
| 1 | 1 | 2:24.178 | 48.860 | 59.759 | 35.559 | 2:24.178 |
| 2 | 1 | 2:11.025 B | 23.619 | 55.451 | 51.955 | 4:35.203 |
| 3 | 1 | 3:03.079 | 1:33.369 | 55.656 | 34.054 | 7:38.282 |
| 4 | 1 | 1:49.629 | 22.371 | 52.642 | 34.616 | 9:27.911 |
| 5 | 1 | 2:04.985 B | 23.630 | 56.131 | 45.224 | 11:32.896 |
| 6 | 1 | 10:47.290 B | 9:02.440 | 1:00.876 | 43.974 | 22:20.186 |

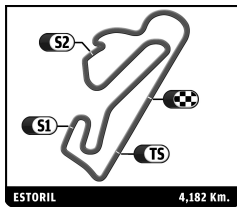
| Lap | D | Time | Sector 1 | Sector 2 | Sector 3 | T. Spd | Elapsed |
|-----|---|-------------------|----------|----------|----------|--------|-----------|
| 7 | 1 | 7:36.891 B | 5:39.675 | 1:03.723 | 53.493 | | 29:57.077 |

| 45 | | Chevron B36 1976 | | P-2L | | |
|----|---|-----------------------|---------------|---------------|---------------|-----------|
| | | 1. Gianluigi CANDIANI | | | | |
| | | 2. Frédéric ROUVIER | | | | |
| 1 | 2 | 2:54.413 | 1:13.261 | 1:03.521 | 37.631 | 2:54.413 |
| 2 | 2 | 2:19.459 B | 25.341 | 1:00.012 | 54.106 | 5:13.872 |
| 3 | 2 | 6:39.822 B | 4:52.386 | 58.465 | 48.971 | 11:53.694 |
| 4 | 2 | 8:48.302 B | 6:37.904 | 1:03.579 | 1:06.819 | 20:41.996 |
| 5 | 2 | 5:09.309 B | 3:20.113 | 1:02.876 | 46.320 | 25:51.305 |

| 49 | | TOJ SC303 1978 | | P+2L | | |
|----|---|---------------------|---------------|---------------|---------------|-----------|
| | | 1. Dominique GUENAT | | | | |
| 1 | 1 | 3:27.845 | 1:41.993 | 1:07.361 | 38.491 | 3:27.845 |
| 2 | 1 | 1:55.998 | 23.744 | 57.447 | 34.807 | 5:23.843 |
| 3 | 1 | 2:00.999 B | 22.254 | 53.531 | 45.214 | 7:24.842 |
| 4 | 1 | 7:41.709 | 6:11.847 | 56.144 | 33.718 | 15:06.551 |
| 5 | 1 | 1:45.571 | 21.075 | 50.794 | 33.702 | 16:52.122 |
| 6 | 1 | 2:02.778 B | 20.769 | 50.458 | 51.551 | 18:54.900 |
| 7 | 1 | 4:43.184 | 3:07.596 | 57.971 | 37.617 | 23:38.084 |
| 8 | 1 | 1:43.563 | 20.762 | 50.295 | 32.506 | 25:21.647 |
| 9 | 1 | 1:50.113 | 22.191 | 55.165 | 32.757 | 27:11.760 |
| 10 | 1 | 1:45.073 | 20.369 | 52.119 | 32.585 | 28:56.833 |
| 11 | 1 | 1:48.063 | 21.867 | 51.947 | 34.249 | 30:44.896 |
| 12 | 1 | 1:58.157 B | 22.449 | 52.273 | 43.435 | 32:43.053 |
| 13 | 1 | 5:37.243 | 4:05.378 | 57.336 | 34.529 | 38:20.296 |
| 14 | 1 | 1:42.787 | 20.502 | 49.923 | 32.362 | 40:03.083 |
| 15 | 1 | 2:14.224 B | 21.978 | 54.530 | 57.716 | 42:17.307 |

| 50 | | Lola T286 1976 | | P+2L | | |
|----|---|-------------------|---------------|---------------|---------------|-----------|
| | | 1. Maxime GUENAT | | | | |
| 1 | 1 | 3:09.039 | 1:37.110 | 57.785 | 34.144 | 3:09.039 |
| 2 | 1 | 1:47.514 | 21.280 | 52.510 | 33.724 | 4:56.553 |
| 3 | 1 | 1:45.769 | 20.966 | 51.760 | 33.043 | 6:42.322 |
| 4 | 1 | 1:44.558 | 20.532 | 51.276 | 32.750 | 8:26.880 |
| 5 | 1 | 1:55.757 B | 21.238 | 51.813 | 42.706 | 10:22.637 |
| 6 | 1 | 6:31.746 B | 4:56.879 | 53.338 | 41.529 | 16:54.383 |
| 7 | 1 | 4:43.580 | 3:19.192 | 52.053 | 32.335 | 21:37.963 |
| 8 | 1 | 1:44.677 | 20.776 | 51.118 | 32.783 | 23:22.640 |
| 9 | 1 | 1:43.571 | 20.442 | 50.815 | 32.314 | 25:06.211 |
| 10 | 1 | 1:43.988 | 20.602 | 50.839 | 32.547 | 26:50.199 |
| 11 | 1 | 1:53.551 B | 20.697 | 51.002 | 41.852 | 28:43.750 |

| 52 | | TOJ SC304 1976 | | P+2L | | |
|----|---|-------------------|----------|----------|---------------|-----------|
| | | 1. Yves SCAMAMA | | | | |
| 1 | 1 | 3:09.384 | 1:32.827 | 1:00.270 | 36.287 | 3:09.384 |
| 2 | 1 | 1:51.524 | 22.830 | 54.664 | 34.030 | 5:00.908 |
| 3 | 1 | 1:49.269 | 21.943 | 54.477 | 32.849 | 6:50.177 |
| 4 | 1 | 1:48.529 | 21.488 | 53.161 | 33.880 | 8:38.706 |
| 5 | 1 | 1:47.238 | 21.294 | 53.015 | 32.929 | 10:25.944 |
| 6 | 1 | 1:46.735 | 21.093 | 52.437 | 33.205 | 12:12.679 |
| 7 | 1 | 1:45.758 | 21.090 | 51.933 | 32.735 | 13:58.437 |
| 8 | 1 | 1:58.093 B | 21.272 | 52.193 | 44.628 | 15:56.530 |
| 9 | 1 | 4:31.629 | 3:04.344 | 53.022 | 34.263 | 20:28.159 |
| 10 | 1 | 1:45.717 | 21.455 | 51.826 | 32.436 | 22:13.876 |
| 11 | 1 | 1:45.793 | 20.765 | 51.867 | 33.161 | 23:59.669 |
| 12 | 1 | 1:48.292 | 21.951 | 53.181 | 33.160 | 25:47.961 |
| 13 | 1 | 1:44.662 | 20.870 | 51.467 | 32.325 | 27:32.623 |



CLASSIC ENDURANCE RACING 2
ESTORIL CLASSICS
PRIVATE PRACTICE

Sector Analysis

Personal Best Session Best B Crossing the finish line in pit lane

| Lap | D | Time | Sector 1 | Sector 2 | Sector 3 | T. Spd | Elapsed | Lap | D | Time | Sector 1 | Sector 2 | Sector 3 | T. Spd | Elapsed |
|-----|---|----------|----------|----------|----------|--------|-----------|-----|---|----------|----------|----------|----------|--------|-----------|
| 14 | 1 | 1:45.251 | 20.712 | 52.019 | 32.520 | 257.0 | 29:17.874 | 3 | 2 | 1:54.147 | 22.508 | 57.095 | 34.544 | 219.7 | 6:52.494 |
| 15 | 1 | 1:44.462 | 20.736 | 51.178 | 32.548 | 254.7 | 31:02.336 | 4 | 2 | 1:50.604 | 21.985 | 54.812 | 33.807 | 230.2 | 8:43.098 |
| 16 | 1 | 2:10.744 | 20.726 | 53.174 | 56.844 | 255.2 | 33:13.080 | 5 | 2 | 1:49.084 | 21.909 | 53.377 | 33.798 | 226.9 | 10:32.182 |
| 17 | 1 | 4:22.971 | 2:57.201 | 52.575 | 33.195 | | 37:36.051 | 6 | 2 | 1:48.216 | 21.741 | 52.770 | 33.705 | 237.2 | 12:20.398 |
| 18 | 1 | 1:45.344 | 21.421 | 51.425 | 32.498 | 241.3 | 39:21.395 | 7 | 2 | 2:03.316 | 21.931 | 53.135 | 48.250 | 226.5 | 14:23.714 |
| 19 | 1 | 1:56.892 | 21.037 | 52.450 | 43.405 | 232.2 | 41:18.287 | 8 | 1 | 7:05.401 | 5:33.619 | 57.473 | 34.309 | | 21:29.115 |
| 20 | 1 | 3:47.023 | 2:21.049 | 52.963 | 33.011 | | 45:05.310 | 9 | 1 | 2:29.571 | 22.950 | 53.489 | 1:13.132 | 207.7 | 23:58.686 |

54 Porsche 935 1979
1. Dennis BUSCH
2. Marc BUSCH GT2

| | | | | | | | |
|----|---|----------|----------|----------|--------|-------|-----------|
| 1 | 1 | 2:51.241 | 1:09.722 | 1:04.259 | 37.260 | | 2:51.241 |
| 2 | 1 | 1:57.259 | 23.229 | 57.618 | 36.412 | 198.1 | 4:48.500 |
| 3 | 1 | 1:48.436 | 21.763 | 52.947 | 33.726 | 226.9 | 6:36.936 |
| 4 | 1 | 2:04.972 | 21.632 | 53.308 | 50.032 | 229.3 | 8:41.908 |
| 5 | 1 | 3:29.550 | 2:01.006 | 54.593 | 33.951 | | 12:11.458 |
| 6 | 1 | 1:46.366 | 21.183 | 51.987 | 33.196 | 234.6 | 13:57.824 |
| 7 | 1 | 1:46.754 | 21.209 | 52.078 | 33.467 | 235.7 | 15:44.578 |
| 8 | 1 | 2:07.666 | 23.135 | 56.636 | 47.895 | 211.7 | 17:52.244 |
| 9 | 2 | 4:27.666 | 2:56.484 | 56.478 | 34.704 | | 22:19.910 |
| 10 | 2 | 1:49.491 | 21.805 | 53.287 | 34.399 | 220.6 | 24:09.401 |
| 11 | 2 | 1:49.186 | 22.627 | 52.534 | 34.025 | 231.2 | 25:58.587 |
| 12 | 2 | 1:47.463 | 21.556 | 52.491 | 33.416 | 232.7 | 27:46.050 |
| 13 | 2 | 2:13.408 | 22.341 | 59.491 | 51.576 | 226.9 | 29:59.458 |

59 BMW M1 Procar 1979
1. Sebastian GLASER GT2

| | | | | | | | |
|---|---|----------|----------|----------|--------|-------|-----------|
| 1 | 1 | 6:17.153 | 4:28.258 | 1:08.660 | 40.235 | | 6:17.153 |
| 2 | 1 | 1:56.986 | 26.113 | 56.314 | 34.559 | 168.0 | 8:14.139 |
| 3 | 1 | 1:50.136 | 22.147 | 53.709 | 34.280 | 218.9 | 10:04.275 |
| 4 | 1 | 1:48.365 | 21.449 | 53.160 | 33.756 | 239.7 | 11:52.640 |
| 5 | 1 | 1:48.344 | 21.510 | 53.237 | 33.597 | 238.7 | 13:40.984 |
| 6 | 1 | 2:00.280 | 21.402 | 53.397 | 45.481 | 245.6 | 15:41.264 |
| 7 | 1 | 6:45.535 | 5:18.040 | 53.772 | 33.723 | | 22:26.799 |
| 8 | 1 | 1:48.372 | 21.567 | 53.547 | 33.258 | 241.3 | 24:15.171 |
| 9 | 1 | 2:00.607 | 21.473 | 55.555 | 43.579 | 234.2 | 26:15.778 |

85 Lola T292 1973
1. Tony SINCLAIR P-2L

| | | | | | | | |
|----|---|----------|----------|----------|--------|-------|-----------|
| 1 | 1 | 2:21.693 | 47.813 | 58.519 | 35.361 | | 2:21.693 |
| 2 | 1 | 1:49.996 | 22.405 | 54.347 | 33.244 | 235.7 | 4:11.689 |
| 3 | 1 | 1:47.800 | 21.484 | 53.116 | 33.200 | 227.9 | 5:59.489 |
| 4 | 1 | 1:51.181 | 21.677 | 55.990 | 33.514 | 234.2 | 7:50.670 |
| 5 | 1 | 1:47.221 | 21.189 | 53.406 | 32.626 | 242.4 | 9:37.891 |
| 6 | 1 | 1:46.864 | 20.836 | 52.900 | 33.128 | 239.7 | 11:24.755 |
| 7 | 1 | 2:21.343 | 23.037 | 1:11.443 | 46.863 | 234.6 | 13:46.098 |
| 8 | 1 | 4:17.533 | 2:47.316 | 57.054 | 33.163 | | 18:03.631 |
| 9 | 1 | 1:46.585 | 21.296 | 52.578 | 32.711 | 236.2 | 19:50.216 |
| 10 | 1 | 1:45.942 | 21.071 | 52.158 | 32.713 | 243.4 | 21:36.158 |
| 11 | 1 | 2:31.992 | 22.670 | 1:09.396 | 59.926 | 239.2 | 24:08.150 |
| 12 | 1 | 6:32.062 | 5:03.833 | 55.238 | 32.991 | | 30:40.212 |
| 13 | 1 | 1:47.414 | 21.183 | 52.635 | 33.596 | 240.8 | 32:27.626 |
| 14 | 1 | 2:18.741 | 21.319 | 1:07.630 | 49.792 | 237.7 | 34:46.367 |

88 BMW M1 Procar 1979
1. Steven OSBORNE
2. Chris WARD GT2

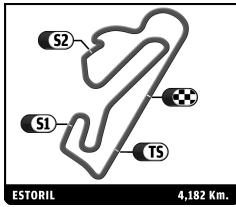
| | | | | | | | |
|---|---|----------|----------|----------|--------|-------|----------|
| 1 | 2 | 3:00.590 | 1:12.718 | 1:09.775 | 38.097 | | 3:00.590 |
| 2 | 2 | 1:57.757 | 24.050 | 56.729 | 36.978 | 203.9 | 4:58.347 |

158 Chevron B21 1972
1. Carlos Manuel ANTUNES P-2L

| | | | | | | | |
|----|---|-----------|----------|----------|--------|-------|-----------|
| 1 | 1 | 2:37.320 | 43.219 | 1:12.075 | 42.026 | | 2:37.320 |
| 2 | 1 | 2:14.650 | 27.165 | 1:06.254 | 41.231 | 198.4 | 4:51.970 |
| 3 | 1 | 2:09.961 | 27.901 | 1:04.223 | 37.837 | 198.1 | 7:01.931 |
| 4 | 1 | 2:00.434 | 24.284 | 59.020 | 37.130 | 210.9 | 9:02.365 |
| 5 | 1 | 1:58.301 | 23.521 | 58.414 | 36.366 | 230.2 | 11:00.666 |
| 6 | 1 | 2:23.356 | 24.970 | 1:02.653 | 55.733 | 200.9 | 13:24.022 |
| 7 | 1 | 4:53.266 | 3:09.378 | 1:05.981 | 37.907 | | 18:17.288 |
| 8 | 1 | 1:58.080 | 23.501 | 57.664 | 36.915 | 218.0 | 20:15.368 |
| 9 | 1 | 1:55.717 | 23.038 | 56.891 | 35.788 | 225.6 | 22:11.085 |
| 10 | 1 | 1:57.213 | 22.661 | 57.583 | 36.969 | 231.7 | 24:08.298 |
| 11 | 1 | 2:01.027 | 24.798 | 1:00.170 | 36.059 | 214.6 | 26:09.325 |
| 12 | 1 | 1:54.836 | 23.343 | 56.352 | 35.141 | 221.5 | 28:04.161 |
| 13 | 1 | 1:53.693 | 22.883 | 55.884 | 34.926 | 211.7 | 29:57.854 |
| 14 | 1 | 2:24.783 | 25.684 | 1:06.437 | 52.662 | 187.6 | 32:22.637 |
| 15 | 1 | 10:10.165 | 8:33.059 | 1:00.947 | 36.159 | | 42:32.802 |
| 16 | 1 | 1:54.053 | 23.276 | 55.558 | 35.219 | 215.0 | 44:26.855 |
| 17 | 1 | 1:52.283 | 22.783 | 55.045 | 34.455 | 218.9 | 46:19.138 |

188 March 75S 1975
1. Kevin COOKE P-2L

| | | | | | | | |
|----|---|----------|----------|----------|--------|-------|-----------|
| 1 | 1 | 4:39.752 | 2:50.075 | 1:09.281 | 40.396 | | 4:39.752 |
| 2 | 1 | 2:05.635 | 26.640 | 1:00.962 | 38.033 | 193.6 | 6:45.387 |
| 3 | 1 | 2:03.731 | 25.354 | 1:02.431 | 35.946 | 186.4 | 8:49.118 |
| 4 | 1 | 1:55.545 | 23.867 | 56.285 | 35.393 | 198.8 | 10:44.663 |
| 5 | 1 | 2:13.648 | 23.152 | 59.941 | 50.555 | 220.6 | 12:58.311 |
| 6 | 1 | 4:04.848 | 2:31.324 | 58.446 | 35.078 | | 17:03.159 |
| 7 | 1 | 1:52.290 | 22.997 | 54.879 | 34.414 | 225.1 | 18:55.449 |
| 8 | 1 | 1:56.103 | 23.344 | 57.562 | 35.197 | 208.1 | 20:51.552 |
| 9 | 1 | 1:53.277 | 23.280 | 55.053 | 34.944 | 219.3 | 22:44.829 |
| 10 | 1 | 1:51.159 | 22.543 | 54.360 | 34.256 | 236.7 | 24:35.988 |
| 11 | 1 | 1:50.411 | 22.409 | 53.974 | 34.028 | 240.3 | 26:26.399 |
| 12 | 1 | 2:11.532 | 23.515 | 58.130 | 49.887 | 208.1 | 28:37.931 |
| 13 | 1 | 4:37.394 | 3:00.881 | 1:01.830 | 34.683 | | 33:15.325 |
| 14 | 1 | 1:50.934 | 22.524 | 54.151 | 34.259 | 228.3 | 35:06.259 |
| 15 | 1 | 1:50.094 | 22.058 | 53.750 | 34.286 | 235.7 | 36:56.353 |
| 16 | 1 | 1:49.850 | 22.246 | 53.225 | 34.379 | 228.8 | 38:46.203 |
| 17 | 1 | 2:19.203 | 24.133 | 1:00.175 | 54.895 | 227.9 | 41:05.406 |



CLASSIC ENDURANCE RACING 2

ESTORIL CLASSICS

PRIVATE PRACTICE

Sector Analysis

■ Personal Best ■ Session Best B Crossing the finish line in pit lane

| Lap | D | Time | Sector 1 | Sector 2 | Sector 3 | T. Spd | Elapsed | Lap | D | Time | Sector 1 | Sector 2 | Sector 3 | T. Spd | Elapsed |
|------------|---|-----------------------------|---------------|-----------------|---------------|--------|-----------|-----|---|------|----------|----------|----------|--------|---------|
| 600 | | Lola T600 1981 | | | | | | | | | | | | | |
| | | 1.Philippe SCEMAMA P+2L | | | | | | | | | | | | | |
| | | 2.Laurent FORT | | | | | | | | | | | | | |
| 1 | 2 | 2:40.921 | 57.295 | 1:05.711 | 37.915 | | 2:40.921 | | | | | | | | |
| 2 | 2 | 1:54.707 | 23.855 | 55.990 | 34.862 | 191.5 | 4:35.628 | | | | | | | | |
| 3 | 2 | 1:46.468 | 21.366 | 51.984 | 33.118 | 245.1 | 6:22.096 | | | | | | | | |
| 4 | 2 | 1:56.824 B | 21.328 | 51.915 | 43.581 | 213.4 | 8:18.920 | | | | | | | | |
| 5 | 2 | 4:20.341 | 2:55.506 | 51.907 | 32.928 | | 12:39.261 | | | | | | | | |
| 6 | 2 | 1:46.335 | 21.092 | 52.555 | 32.688 | 256.4 | 14:25.596 | | | | | | | | |
| 7 | 2 | 1:47.474 | 21.173 | 53.334 | 32.967 | 234.2 | 16:13.070 | | | | | | | | |
| 8 | 2 | 1:47.131 | 21.270 | 52.990 | 32.871 | 224.2 | 18:00.201 | | | | | | | | |
| 9 | 2 | 1:46.311 | 21.603 | 51.755 | 32.953 | 208.9 | 19:46.512 | | | | | | | | |
| 10 | 2 | 1:46.481 | 21.076 | 52.234 | 33.171 | 232.7 | 21:32.993 | | | | | | | | |
| 11 | 2 | 2:05.305 B | 21.146 | 51.816 | 52.343 | 236.2 | 23:38.298 | | | | | | | | |
| 12 | 1 | 6:41.031 | 5:00.546 | 1:02.800 | 37.685 | | 30:19.329 | | | | | | | | |
| 13 | 1 | 1:53.114 | 23.085 | 56.498 | 33.531 | 190.9 | 32:12.443 | | | | | | | | |
| 14 | 1 | 1:44.902 | 21.561 | 51.335 | 32.006 | 209.3 | 33:57.345 | | | | | | | | |
| 15 | 1 | 1:43.338 | 20.816 | 50.694 | 31.828 | 219.7 | 35:40.683 | | | | | | | | |
| 16 | 1 | 1:59.726 B | 22.235 | 54.375 | 43.116 | 214.2 | 37:40.409 | | | | | | | | |
| 928 | | Porsche 928 S 1980 | | | | | | | | | | | | | |
| | | 1.Jörg BRATKE VON BERGÉ GT2 | | | | | | | | | | | | | |
| | | 2.Oliver LOUISODER | | | | | | | | | | | | | |
| 1 | 1 | 8:04.817 | 5:58.584 | 1:18.507 | 47.726 | | 8:04.817 | | | | | | | | |
| 2 | 1 | 2:17.726 | 28.510 | 1:05.424 | 43.792 | 172.4 | 10:22.543 | | | | | | | | |
| 3 | 1 | 2:10.681 | 26.793 | 1:04.163 | 39.725 | 192.2 | 12:33.224 | | | | | | | | |
| 4 | 1 | 2:12.125 | 26.169 | 1:05.816 | 40.140 | 199.1 | 14:45.349 | | | | | | | | |
| 5 | 1 | 2:10.582 | 26.132 | 1:03.409 | 41.041 | 205.0 | 16:55.931 | | | | | | | | |
| 6 | 1 | 2:20.716 B | 25.358 | 1:04.325 | 51.033 | 203.9 | 19:16.647 | | | | | | | | |
| 7 | 1 | 4:31.865 | 2:43.083 | 1:06.441 | 42.341 | | 23:48.512 | | | | | | | | |
| 8 | 1 | 2:06.965 | 25.512 | 1:01.711 | 39.742 | 200.9 | 25:55.477 | | | | | | | | |
| 9 | 1 | 2:05.864 | 25.039 | 1:01.951 | 38.874 | 210.9 | 28:01.341 | | | | | | | | |
| 10 | 1 | 2:06.266 | 24.776 | 1:01.594 | 39.896 | 201.7 | 30:07.607 | | | | | | | | |
| 11 | 1 | 2:22.904 B | 25.771 | 1:02.718 | 54.415 | 188.0 | 32:30.511 | | | | | | | | |