

CLASSIC ENDURANCE RACING 1  
ESTORIL CLASSICS  
RACE

Sector Analysis

Personal Best Session Best B Crossing the finish line in pit lane

Lap	D	Time	Sector 1	Sector 2	Sector 3	T. Spd	Elapsed	Lap	D	Time	Sector 1	Sector 2	Sector 3	T. Spd	Elapsed
<b>2</b> Lola T210 1970 1. Frank JACOB P-2L								3 1 2:54.971 23.927 1:51.819 39.225 208.9 6:51.617							
1 1 2:06.434 33.213 57.369 35.852 2:06.434								4 1 2:01.468 24.084 59.735 37.649 207.7 8:53.085							
2 1 1:58.157 24.119 58.001 36.037 205.8 4:04.591								5 1 2:48.045 22.969 1:04.874 1:20.202 211.7 11:41.130							
3 1 1:55.109 23.012 56.279 35.818 223.7 5:59.700								6 1 2:25.846 46.686 1:01.797 37.363 83.3 14:06.976							
4 1 <b>1:53.659</b> 22.832 55.644 <b>35.183</b> 218.0 7:53.359								7 1 2:05.957 24.933 1:01.647 39.377 197.4 16:12.933							
5 1 1:54.054 <b>22.532</b> <b>55.495</b> 36.027 226.5 9:47.413								8 1 2:17.090 26.349 1:02.458 48.283 176.3 18:30.023							
6 1 2:18.102 23.636 1:06.868 47.598 215.0 12:05.515								9 1 2:48.027 36.966 1:30.324 40.737 123.3 21:18.050							
7 1 3:19.143 55.514 1:42.106 41.523 83.8 15:24.658								10 1 2:19.680 30.607 1:05.661 43.412 128.1 23:37.730							
8 1 2:43.071 31.532 1:11.442 1:00.097 122.9 18:07.729								11 1 2:21.358 34.153 1:04.091 43.114 96.6 25:59.088							
9 1 2:44.303 38.319 1:21.483 44.501 82.7 20:52.032								12 1 1:56.857 23.576 56.490 36.791 201.3 27:55.945							
10 1 2:24.479 31.386 1:09.187 43.906 152.0 23:16.511								13 1 2:05.848 <b>B</b> 23.112 56.473 46.263 206.2 30:01.793							
11 1 2:24.349 29.327 1:06.900 48.122 151.2 25:40.860								14 1 4:19.931 2:42.642 58.800 38.489 34:21.724							
12 1 1:55.100 23.242 55.942 35.916 208.9 27:35.960								15 1 1:56.946 23.398 56.643 36.905 204.3 36:18.670							
13 1 1:53.734 22.655 55.581 35.498 220.2 29:29.694								16 1 1:56.076 23.011 57.139 35.926 218.4 38:14.746							
14 1 2:02.587 <b>B</b> 22.788 55.658 44.141 227.4 31:32.281								17 1 <b>1:54.050</b> 22.945 <b>55.508</b> 35.597 216.3 40:08.796							
15 1 4:26.737 2:53.518 56.875 36.344 35:59.018								18 1 1:58.067 23.000 57.770 37.297 218.0 42:06.863							
16 1 1:54.337 23.342 55.569 35.426 208.5 37:53.355								19 1 2:27.314 <b>B</b> 23.234 1:07.200 56.880 210.5 44:34.177							
17 1 1:54.280 23.384 55.677 35.219 197.7 39:47.635															
18 1 1:58.708 23.290 58.700 36.718 205.4 41:46.343															
19 1 2:12.397 23.628 1:03.782 44.987 200.2 43:58.740															
20 1 2:16.701 27.819 1:06.169 42.713 162.8 46:15.441															
21 1 2:14.724 28.418 1:04.184 42.122 147.2 48:30.165															
22 1 2:20.689 28.477 1:08.950 43.262 172.7 50:50.854															
23 1 2:28.799 28.613 1:13.988 46.198 171.9 53:19.653															
<b>4</b> Porsche 908/03 1971 1. Henrique GEMPERLE P+2L 2. Marc de SIEBENTHAL								<b>6</b> Porsche 911 Carrera RSR (C) 1974 1. Kurt THIEL GT1							
1 1 1:51.252 24.671 53.136 33.445 1:51.252								1 1 2:14.614 35.344 1:01.021 38.249 2:14.614							
2 1 1:46.278 21.267 52.026 32.985 225.1 3:37.530								2 1 2:02.758 24.645 1:00.511 <b>37.602</b> 219.3 4:17.372							
3 1 1:46.280 21.107 52.173 33.000 234.6 5:23.810								3 1 <b>2:01.339</b> <b>23.889</b> 59.755 37.695 218.9 6:18.711							
4 1 1:46.697 21.000 52.593 33.104 239.2 7:10.507								4 1 2:01.795 23.928 59.793 38.074 222.4 8:20.506							
5 1 1:46.304 21.148 <b>51.929</b> 33.227 228.3 8:56.811								5 1 2:01.444 23.964 59.532 37.948 219.3 10:21.950							
6 1 2:45.194 21.080 1:08.399 1:15.715 234.6 11:42.005								6 1 2:08.422 24.763 1:03.606 40.053 206.6 12:30.372							
7 1 3:20.703 1:00.002 1:34.175 46.526 78.3 15:02.708								7 1 3:09.076 41.569 1:46.833 40.674 90.5 15:39.448							
8 1 2:45.370 29.721 1:18.134 57.515 137.1 17:48.078								8 1 2:39.234 32.621 1:04.919 1:01.694 93.3 18:18.682							
9 1 2:43.466 37.314 1:20.295 45.857 88.6 20:31.544								9 1 2:43.357 38.009 1:25.278 40.070 124.5 21:02.039							
10 1 2:25.728 29.746 1:10.948 45.034 178.8 22:57.272								10 1 2:25.505 35.437 1:06.577 43.491 106.0 23:27.544							
11 1 2:28.334 27.870 1:10.555 49.909 168.2 25:25.606								11 1 2:22.445 32.817 1:03.329 46.299 121.7 25:49.989							
12 1 1:47.496 21.734 52.555 33.207 221.5 27:13.102								12 1 2:06.118 26.068 1:01.694 38.356 189.6 27:56.107							
13 1 <b>1:45.895</b> <b>20.818</b> 52.144 <b>32.933</b> 240.8 28:58.997								13 1 2:11.765 <b>B</b> 24.281 59.612 47.872 211.3 30:07.872							
14 1 1:48.246 21.808 53.366 33.072 239.2 30:47.243								14 1 5:15.030 3:35.209 1:01.487 38.334 35:22.902							
15 1 1:52.416 <b>B</b> 21.301 52.337 38.778 233.2 32:39.659								15 1 2:03.229 24.761 1:00.162 38.306 204.7 37:26.131							
16 1 4:23.157 2:52.165 55.446 35.546 37:02.816								16 1 2:03.403 24.155 1:00.897 38.351 217.6 39:29.534							
17 1 1:52.525 22.071 54.259 36.195 227.9 38:55.341								17 1 2:01.952 24.290 <b>59.422</b> 38.240 218.9 41:31.486							
18 1 1:53.248 22.391 55.500 35.357 222.8 40:48.589								18 1 2:12.630 24.778 1:03.634 44.218 203.2 43:44.116							
19 1 2:00.987 22.536 56.815 41.636 234.2 42:49.576								19 1 2:15.496 26.590 1:05.751 43.155 175.2 45:59.612							
20 1 2:07.255 24.275 1:00.820 42.160 198.1 44:56.831								20 1 2:13.896 27.068 1:04.517 42.311 166.7 48:13.508							
21 1 2:02.480 23.286 58.492 40.702 235.7 46:59.311								21 1 2:18.115 28.492 1:06.806 42.817 166.2 50:31.623							
22 1 2:14.042 26.350 1:06.824 40.868 212.5 49:13.353								22 1 2:24.896 29.261 1:09.894 45.741 180.6 52:56.519							
23 1 2:15.200 27.481 1:06.357 41.362 180.3 51:28.553															
<b>5</b> Chevron B19 1971 1. Olivier BREITMAYER P-2L								<b>7</b> Lola T70 Mk.3B 1969 1. Toni SEILER P+2L							
1 1 2:02.212 29.928 56.177 36.107 2:02.212								1 1 2:01.278 28.921 56.757 35.600 2:01.278							
2 1 1:54.434 <b>22.815</b> 56.268 <b>35.351</b> 194.2 3:56.646								2 1 1:54.341 23.513 56.151 34.677 200.2 3:55.619							
								3 1 1:50.963 22.224 54.102 34.637 205.4 5:46.582							
								4 1 1:50.022 21.811 <b>53.310</b> 34.901 207.0 7:36.604							
								5 1 <b>1:49.229</b> <b>21.406</b> 53.314 <b>34.509</b> 222.4 9:25.833							
								6 1 2:27.459 22.228 1:00.888 1:04.343 213.4 11:53.292							
								7 1 3:19.422 58.312 1:35.860 45.250 71.8 15:12.714							
								8 1 2:43.831 29.957 1:16.210 57.664 129.6 17:56.545							
								9 1 2:44.104 37.229 1:21.793 45.082 83.8 20:40.649							
								10 1 2:24.885 30.326 1:09.435 45.124 121.1 23:05.534							
								11 1 2:35.128 <b>B</b> 29.246 1:08.001 57.881 130.5 25:40.662							
								12 1 4:17.364 2:47.858 54.390 35.116 29:58.026							





CLASSIC ENDURANCE RACING 1  
ESTORIL CLASSICS  
RACE

Sector Analysis

Personal Best Session Best B Crossing the finish line in pit lane

Lap	D	Time	Sector 1	Sector 2	Sector 3	T. Spd	Elapsed	Lap	D	Time	Sector 1	Sector 2	Sector 3	T. Spd	Elapsed
13	1	1:52.663	22.328	55.517	34.818	206.2	31:50.689	8	1	2:43.115	30.285	1:14.303	58.527	136.4	18:01.369
14	1	1:50.831	21.799	53.931	35.101	214.6	33:41.520	9	1	2:45.153	38.593	1:20.939	45.621	88.6	20:46.522
15	1	1:52.748	22.420	55.018	35.310	212.5	35:34.268	10	1	2:23.850	31.069	1:07.984	44.797	126.0	23:10.372
16	1	1:52.818	22.282	55.843	34.693	204.3	37:27.086	11	1	2:26.314	29.484	1:07.414	49.416	136.3	25:36.686
17	1	1:52.944	22.572	55.221	35.151	214.6	39:20.030	12	1	1:55.386	23.136	56.801	35.449	198.4	27:32.072
18	1	1:53.150	22.372	55.356	35.422	207.0	41:13.180	13	1	1:52.425	22.835	54.503	35.087	196.7	29:24.497
19	1	2:08.492	22.637	1:01.360	44.495	195.3	43:21.672	14	1	2:01.345 B	22.540	54.669	44.136	205.8	31:25.842
20	1	2:08.225	24.354	1:01.819	42.052	177.7	45:29.897	15	2	4:26.354	2:57.966	54.153	34.235		35:52.196
21	1	2:11.537	25.961	1:04.334	41.242	164.2	47:41.434	16	2	1:48.399	21.367	52.637	34.395	233.2	37:40.595
22	1	2:16.940	27.297	1:07.493	42.150	170.0	49:58.374	17	2	1:48.699	21.603	53.289	33.807	234.6	39:29.294
23	1	2:18.109	28.102	1:07.237	42.770	168.0	52:16.483	18	2	1:49.438	21.811	53.543	34.084	227.4	41:18.732

**8** Chevron B21 1972  
1. Romain BELLETESTE P-2L

1	1	16:06.587	...	1:03.763	38.371		16:06.587
2	1	2:18.232	24.071	58.412	55.749	196.0	18:24.819
3	1	2:49.302	38.749	1:29.469	41.084	118.3	21:14.121
4	1	2:19.628	31.120	1:05.768	42.740	109.2	23:33.749
5	1	2:30.510 B	34.745	1:04.335	51.430	103.5	26:04.259
6	1	4:19.438	2:46.146	57.234	36.058		30:23.697
7	1	1:55.711	23.291	56.696	35.724	212.1	32:19.408
8	1	2:06.370 B	22.812	57.449	46.109	218.0	34:25.778

**11** Ford GT40 (C) 1965  
1. Frederic WAKEMAN GT1  
2. Mike GRANT-PETERKIN

1	1	2:13.839	34.488	1:01.610	37.741		2:13.839
2	1	2:00.274	24.350	59.535	36.389	188.0	4:14.113
3	1	1:59.184	23.487	58.761	36.936	206.6	6:13.297
4	1	1:58.497	23.269	58.407	36.821	204.3	8:11.794
5	1	1:58.037	23.276	58.288	36.473	198.8	10:09.831
6	1	2:09.069	24.989	1:02.264	41.816	166.4	12:18.900
7	1	3:16.320	50.250	1:45.018	41.052	95.9	15:35.220
8	1	2:40.455	33.509	1:05.179	1:01.767	86.4	18:15.675
9	1	2:42.783	38.425	1:23.543	40.815	94.0	20:58.458
10	1	2:25.145	35.573	1:06.214	43.358	104.0	23:23.603
11	1	2:32.802 B	32.980	1:02.557	57.265	136.4	25:56.405
12	2	5:03.498	3:28.058	58.573	36.867		30:59.903
13	2	1:56.436	23.339	56.627	36.470	195.3	32:56.339
14	2	2:00.496	23.373	59.479	37.644	184.5	34:56.835
15	2	1:59.503	24.133	59.253	36.117	174.3	36:56.338
16	2	1:59.800	23.257	58.874	37.669	194.9	38:56.138
17	2	1:58.779	23.852	58.479	36.448	172.4	40:54.917
18	2	2:06.644	23.628	59.925	43.091	181.8	43:01.561
19	2	2:09.227	24.567	1:02.764	41.896	175.4	45:10.788
20	2	2:07.871	24.739	1:02.857	40.275	175.7	47:18.659
21	2	2:12.312	26.395	1:05.105	40.812	176.3	49:30.971
22	2	2:14.266	27.357	1:06.500	40.409	168.0	51:45.237

**15** Chevron B19 1971  
1. John EMBERSON P-2L  
2. Nigel GREENSALL

1	1	2:00.347	27.578	57.342	35.427		2:00.347
2	1	1:55.067	24.051	55.912	35.104	196.3	3:55.414
3	1	1:54.572	23.458	55.550	35.564	187.6	5:49.986
4	1	1:54.056	23.394	55.505	35.157	186.1	7:44.042
5	1	1:52.802	22.829	54.813	35.160	198.4	9:36.844
6	1	2:21.627	23.362	58.519	59.746	183.0	11:58.471
7	1	3:19.783	57.541	1:36.734	45.508	87.0	15:18.254

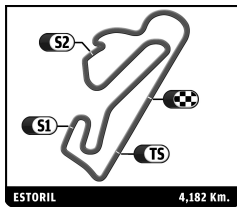
**16** Lola T212 1971  
1. Serge KRIKNOFF P-2L

1	1	2:04.064	29.745	58.261	36.058		2:04.064
2	1	1:53.208	23.200	55.196	34.812	189.6	3:57.272
3	1	1:53.228	23.599	54.946	34.683	180.9	5:50.500
4	1	1:54.065	23.388	55.473	35.204	188.3	7:44.565
5	1	1:52.338	22.718	55.018	34.602	196.0	9:36.903
6	1	2:20.714	22.719	58.601	59.394	200.6	11:57.617
7	1	3:19.597	57.413	1:37.192	44.992	84.2	15:17.214
8	1	2:43.469	30.711	1:13.975	58.783	130.0	18:00.683
9	1	2:44.895	38.490	1:20.938	45.467	83.0	20:45.578
10	1	2:23.999	31.476	1:07.992	44.531	121.7	23:09.577
11	1	2:36.390 B	29.802	1:07.169	59.419	135.8	25:45.967
12	1	4:19.622	2:47.652	56.578	35.392		30:05.589
13	1	1:54.502	22.950	56.035	35.517	191.5	32:00.091
14	1	1:54.139	22.757	54.973	36.409	196.0	33:54.230
15	1	1:54.517	23.071	55.225	36.221	187.3	35:48.747
16	1	1:53.317	23.005	55.164	35.148	199.9	37:42.064
17	1	1:54.386	23.445	55.613	35.328	193.6	39:36.450
18	1	1:56.764	23.330	57.688	35.746	216.3	41:33.214
19	1	2:18.102	24.166	59.850	54.086	180.9	43:51.316
20	1	2:10.720	25.673	1:01.502	43.545	163.2	46:02.036
21	1	2:14.505	26.935	1:05.425	42.145	148.9	48:16.541
22	1	2:21.174	29.308	1:09.414	42.452	144.7	50:37.715
23	1	2:33.269	30.245	1:14.313	48.711	133.8	53:10.984

**19** Chevron B19 1971  
1. Rolf SIGRIST P-2L

1	1	1:54.406	25.851	54.105	34.450		1:54.406
2	1	1:49.424	22.832	52.877	33.715	231.7	3:43.830
3	1	1:49.137	21.537	53.659	33.941	239.2	5:32.967
4	1	1:49.235	21.926	53.481	33.828	236.2	7:22.202
5	1	1:48.372	21.484	53.181	33.707	236.7	9:10.574
6	1	2:36.855	21.808	1:00.263	1:14.784	232.7	11:47.429
7	1	3:19.372	58.935	1:32.896	47.541	84.3	15:06.801
8	1	2:45.002	29.791	1:17.602	57.609	122.4	17:51.803
9	1	2:43.660	37.098	1:20.257	46.305	81.1	20:35.463
10	1	2:25.822	29.140	1:10.444	46.238	167.7	23:01.285
11	1	2:27.096	27.569	1:10.520	49.007	148.3	25:28.381
12	1	1:49.204	22.074	53.119	34.011	224.6	27:17.585





CLASSIC ENDURANCE RACING 1  
ESTORIL CLASSICS  
RACE

Sector Analysis

Personal Best Session Best B Crossing the finish line in pit lane

Lap	D	Time	Sector 1	Sector 2	Sector 3	T. Spd	Elapsed	Lap	D	Time	Sector 1	Sector 2	Sector 3	T. Spd	Elapsed							
13	1	1:49.023	21.831	53.334	33.858	232.7	29:06.608	19	1	2:14.221	26.962	1:04.348	42.911	175.2	45:01.532							
14	1	1:52.464	22.053	54.501	35.910	232.7	30:59.072	20	1	2:17.486	27.267	1:06.619	43.600	183.9	47:19.018							
15	1	1:58.084	22.199	53.863	42.022	228.8	32:57.156	21	1	2:19.744	28.808	1:08.412	42.524	160.4	49:38.762							
16	1	4:21.110	2:51.885	54.569	34.656		37:18.266	22	1	2:21.601	28.846	1:09.741	43.014	165.2	52:00.363							
17	1	1:50.736	22.213	53.644	34.879	227.4	39:09.002	<div style="border: 1px solid black; padding: 5px;"> <b>26</b> Chevron B19 1971 1. Henry FLETCHER P-2L         </div>														
18	1	1:50.272	22.255	53.536	34.481	230.7	40:59.274															
19	1	2:27.300	21.544	58.653	1:07.103	241.3	43:26.574															
20	1	2:11.908	26.658	1:01.740	43.510	156.5	45:38.482															
21	1	2:11.263	25.728	1:03.688	41.847	178.3	47:49.745															
22	1	2:22.196	28.729	1:10.027	43.440	155.4	50:11.941															
23	1	2:25.098	29.669	1:09.378	46.051	169.8	52:37.039															
<div style="border: 1px solid black; padding: 5px;"> <b>21</b> De Tomaso Pantera Gr. IV 1975 1. Detlef VON DER LIECK GT1 2. Ralf KELLENERS         </div>															1	1	2:08.577	31.973	1:00.084	36.520	2:08.577	
															2	1	1:57.315	23.351	58.156	35.808	197.4	4:05.892
															3	1	1:59.289	25.101	58.094	36.094	196.7	6:05.181
								4	1	1:57.923	24.234	57.497	36.192	188.9	8:03.104							
								5	1	1:57.679	23.810	57.302	36.567	200.6	10:00.783							
								6	1	2:09.599	23.904	59.634	46.061	207.7	12:10.382							
								7	1	3:18.538	55.227	1:42.287	41.024	114.4	15:28.920							
								8	1	2:43.632	33.695	1:08.921	1:01.016	91.8	18:12.552							
								9	1	2:44.127	37.802	1:23.490	42.835	86.8	20:56.679							
								10	1	2:25.108	33.521	1:07.809	43.778	130.8	23:21.787							
11	1	2:30.501	31.938	1:03.877	54.686	132.4	25:52.288															
12	2	4:46.874	3:14.726	56.924	35.224		30:39.162															
13	2	1:54.603	22.723	55.853	36.027	205.4	32:33.765															
14	2	2:00.991	23.141	58.568	39.282	205.0	34:34.756															
15	2	1:57.700	24.691	57.412	35.597	180.9	36:32.456															
16	2	1:53.315	22.977	55.377	34.961	197.0	38:25.771															
17	2	1:54.632	22.643	55.452	36.537	204.3	40:20.403															
18	2	2:03.379	23.825	59.699	39.855	199.9	42:23.782															
19	2	2:10.385	24.718	1:01.734	43.933	176.3	44:34.167															
20	2	2:13.017	26.252	1:05.232	41.533	158.3	46:47.184															
21	2	2:14.764	27.581	1:06.271	40.912	155.9	49:01.948															
22	2	2:16.691	28.102	1:07.527	41.062	161.1	51:18.639															
<div style="border: 1px solid black; padding: 5px;"> <b>22</b> Chevron B16 1970 1. Didier ROBIN P-2L 2. Arnold ROBIN         </div>								1	2	2:10.664	33.424	1:00.797	36.443	2:10.664								
								2	2	1:57.459	23.361	57.459	36.639	200.2	4:08.123							
								3	2	1:55.801	23.780	56.101	35.920	202.4	6:03.924							
								4	2	1:53.600	22.885	55.143	35.572	221.9	7:57.524							
								5	2	1:54.011	22.671	55.223	36.117	223.7	9:51.535							
								6	2	2:17.345	23.082	1:06.143	48.120	221.9	12:08.880							
								7	2	3:19.148	54.862	1:42.434	41.852	106.6	15:28.028							
								8	2	2:42.703	31.668	1:10.410	1:00.625	110.0	18:10.731							
								9	2	2:44.505	37.755	1:21.507	45.243	97.6	20:55.236							
								10	2	2:25.136	32.009	1:08.681	44.446	130.0	23:20.372							
11	2	2:22.858	30.215	1:04.860	47.783	142.4	25:43.230															
12	2	1:55.583	23.437	56.588	35.558	194.9	27:38.813															
13	2	1:54.308	22.834	55.474	36.000	201.7	29:33.121															
14	2	2:02.895	23.112	55.101	44.682	196.3	31:36.016															
15	1	5:00.344	2:57.057	1:25.177	38.110		36:36.360															
16	1	1:59.929	24.189	58.739	37.001	191.9	38:36.289															
17	1	1:59.140	24.059	58.215	36.866	190.6	40:35.429															
18	1	2:11.882	24.945	1:02.539	44.398	174.6	42:47.311															
<div style="border: 1px solid black; padding: 5px;"> <b>27</b> De Tomaso Pantera GTS 1975 1. Pedro SANCHEZ GT1 2. Michael FUNKE         </div>								1	1	2:13.130	32.341	1:01.441	39.348	2:13.130								
								2	1	2:07.519	24.525	1:02.777	40.217	187.3	4:20.649							
								3	1	2:04.273	26.086	1:00.500	37.687	176.8	6:24.922							
								4	1	2:03.026	24.598	1:00.602	37.826	192.5	8:27.948							
								5	1	2:14.556	24.752	1:01.998	47.806	185.1	10:42.504							
								6	1	2:29.972	32.428	1:11.570	45.974	122.8	13:12.476							
								7	1	2:27.860	28.936	1:18.982	39.942	153.9	15:40.336							
								8	1	2:39.341	33.190	1:05.015	1:01.136	89.7	18:19.677							
								9	1	2:43.256	37.793	1:25.935	39.528	123.9	21:02.933							
								10	1	2:26.045	36.483	1:06.022	43.540	89.9	23:28.978							
11	1	2:20.887	32.673	1:03.672	44.542	123.8	25:49.865															
12	1	2:01.677	24.508	59.774	37.395	193.6	27:51.542															
13	1	2:02.926	24.878	1:00.637	37.411	199.9	29:54.468															
14	1	2:07.472	24.414	1:02.442	40.616	199.5	32:01.940															
15	1	2:15.702	24.155	1:00.455	51.092	192.2	34:17.642															
16	1	4:22.717	2:49.065	57.696	35.956		38:40.359															
17	1	1:56.666	23.442	57.419	35.805	192.5	40:37.025															
18	1	2:04.275	24.255	59.150	40.870	178.8	42:41.300															
19	1	2:09.822	24.609	1:02.676	42.537	175.4	44:51.122															
20	1	2:07.898	25.297	1:01.618	40.983	171.6	46:59.020															
21	1	2:11.333	26.794	1:04.716	39.823	174.3	49:10.353															
22	1	2:12.988	27.670	1:04.919	40.399	163.7	51:23.341															
<div style="border: 1px solid black; padding: 5px;"> <b>35</b> Lola T70 Mk.3B 1969 1. Armand MILLE P+2L         </div>																						





CLASSIC ENDURANCE RACING 1  
ESTORIL CLASSICS  
RACE

Sector Analysis

Personal Best Session Best B Crossing the finish line in pit lane

Lap	D	Time	Sector 1	Sector 2	Sector 3	T. Spd	Elapsed	Lap	D	Time	Sector 1	Sector 2	Sector 3	T. Spd	Elapsed
1	1	2:10.317	37.555	57.307	35.455		2:10.317	8	1	2:43.338	32.194	1:10.828	1:00.316	134.8	18:09.516
2	1	1:52.154	22.534	55.366	34.254	207.7	4:02.471	9	1	2:44.244	37.734	1:21.937	44.573	77.2	20:53.760
3	1	1:50.202	22.929	53.161	34.112	210.9	5:52.673	10	1	2:24.890	31.668	1:09.425	43.797	147.4	23:18.650
4	1	1:48.591	21.860	52.903	33.828	212.9	7:41.264	11	1	2:22.836	28.881	1:07.199	46.756	160.6	25:41.486
5	1	1:47.007	21.434	52.405	33.168	218.0	9:28.271	12	1	1:55.634	23.389	56.510	35.735	194.2	27:37.120
6	1	2:25.911	21.434	59.863	1:04.614	220.6	11:54.182	13	1	1:53.979	22.778	55.899	35.302	207.7	29:31.099
7	1	3:19.156	58.010	1:36.599	44.547	67.6	15:13.338	14	1	2:02.622	22.735	55.672	44.215	199.5	31:33.721
8	1	2:44.156	29.955	1:16.306	57.895	126.0	17:57.494	15	1	4:24.227	2:51.425	57.089	35.913		35:58.148
9	1	2:44.194	37.396	1:21.420	45.378	82.3	20:41.688	16	1	1:54.294	22.979	55.961	35.354	199.9	37:52.442
10	1	2:24.745	30.118	1:09.449	45.178	134.0	23:06.433	17	1	1:54.621	23.081	56.258	35.282	193.9	39:47.063
11	1	2:26.938	28.901	1:08.073	49.964	127.9	25:33.371	18	1	1:57.225	23.054	58.152	36.019	206.6	41:44.288
12	1	1:47.672	22.138	52.198	33.336	209.3	27:21.043	19	1	2:15.405	23.349	1:07.246	44.810	186.1	43:59.693
13	1	1:45.879	21.074	51.672	33.133	229.8	29:06.922	20	1	2:15.623	27.435	1:06.461	41.727	153.7	46:15.316
14	1	1:47.260	21.300	52.231	33.729	234.6	30:54.182	21	1	2:09.560	25.754	1:03.975	39.831	168.7	48:24.876
15	1	1:54.310	21.319	52.645	40.346	223.3	32:48.492	22	1	2:16.977	28.066	1:07.639	41.272	156.1	50:41.853
16	1	4:10.672	2:43.331	52.587	34.754		36:59.164	23	1	2:26.161	28.962	1:12.360	44.839	159.3	53:08.014
17	1	1:48.629	21.835	53.111	33.683	213.8	38:47.793								
18	1	1:49.255	22.071	53.391	33.793	203.2	40:37.048								
19	1	1:58.054	22.399	56.185	39.470	198.4	42:35.102								
20	1	2:03.847	24.108	58.177	41.562	178.3	44:38.949								
21	1	2:03.872	23.573	1:00.564	39.735	173.2	46:42.821								
22	1	2:04.194	23.924	1:01.157	39.113	205.8	48:47.015								
23	1	2:12.592	26.128	1:05.580	40.884	182.7	50:59.607								

38		Porsche 910 1967		P-2L		
		1. John ROMANO				
1	1	2:21.229	38.761	1:03.590	38.878	2:21.229
2	1	2:09.203	27.492	1:02.845	38.866	4:30.432
3	1	2:08.604	29.024	1:01.164	38.416	6:39.036
4	1	2:04.272	25.463	1:00.565	38.244	8:43.308
5	1	2:55.242	26.418	1:00.566	1:28.258	11:38.550
6	1	2:25.394	42.079	1:02.318	40.997	14:03.944
7	1	2:08.459	27.145	1:01.865	39.449	16:12.403
8	1	2:15.166	26.260	1:02.474	46.432	18:27.569
9	1	2:49.692	38.472	1:30.535	40.685	21:17.261
10	1	2:19.530	30.443	1:05.691	43.396	23:36.791
11	1	2:32.764	34.167	1:04.172	54.425	26:09.555
12	1	4:55.409	3:11.799	1:04.354	39.256	31:04.964
13	1	2:04.206	24.988	1:00.779	38.439	33:09.170
14	1	2:06.630	25.327	1:01.301	40.002	35:15.800
15	1	2:06.912	24.849	1:02.713	39.350	37:22.712
16	1	2:09.261	25.361	1:02.819	41.081	39:31.973
17	1	2:12.243	26.638	1:05.250	40.355	41:44.216
18	1	2:16.769	25.696	1:07.432	43.641	44:00.985
19	1	2:18.791	27.387	1:08.006	43.398	46:19.776
20	1	2:21.019	28.686	1:08.978	43.355	48:40.795
21	1	2:22.261	28.461	1:10.242	43.558	51:03.056

40		Ford GT40 1968		GT1		
		1. Philippe SCEMAMA				
1	1	2:05.622	30.568	59.109	35.945	2:05.622
2	1	1:56.900	23.912	57.549	35.439	4:02.522
3	1	1:56.593	23.747	57.190	35.656	5:59.115
4	1	1:56.405	23.079	57.543	35.783	7:55.520
5	1	1:55.057	22.881	56.747	35.429	9:50.577
6	1	2:17.415	22.575	1:06.667	48.173	12:07.992
7	1	3:18.186	54.406	1:43.105	40.675	15:26.178

45		Chevron B19 1971		P-2L		
		1. Gianluigi CANDIANI				
		2. Frédéric ROUVIER				
1	1	2:06.632	33.077	57.915	35.640	2:06.632
2	1	2:01.128	23.167	1:02.250	35.711	4:07.760
3	1	1:54.915	23.695	56.121	35.099	6:02.675
4	1	1:53.359	22.612	55.346	35.401	7:56.034
5	1	1:53.720	22.906	55.563	35.251	9:49.754
6	1	2:16.895	22.627	1:06.098	48.170	12:06.649
7	1	3:18.761	55.081	1:42.566	41.114	15:25.410
8	1	2:43.003	31.776	1:11.147	1:00.080	18:08.413
9	1	2:44.279	38.085	1:21.804	44.390	20:52.692
10	1	2:24.537	31.824	1:09.317	43.396	23:17.229
11	1	2:32.422	29.385	1:07.101	55.936	25:49.651
12	2	4:20.525	2:52.368	54.284	33.873	30:10.176
13	2	1:48.497	21.550	53.031	33.916	31:58.673
14	2	1:51.896	22.400	53.874	35.622	33:50.569
15	2	1:50.620	22.590	53.937	34.093	35:41.189
16	2	1:48.182	21.656	53.198	33.328	37:29.371
17	2	1:49.195	21.422	54.197	33.576	39:18.566
18	2	1:50.100	21.935	54.048	34.117	41:08.666
19	2	1:59.654	22.240	56.693	40.721	43:08.320
20	2	2:00.840	23.119	58.127	39.594	45:09.160
21	2	2:03.496	24.211	1:00.690	38.595	47:12.656
22	2	2:02.796	24.968	59.815	38.013	49:15.452
23	2	2:04.426	25.562	1:00.901	37.963	51:19.878

47		Lola T70 Mk.2 1966		P+2L		
		1. Marcel BERNET				
1	1	2:18.834	37.025	1:03.780	38.029	2:18.834
2	1	2:04.381	25.743	1:01.105	37.533	4:23.215
3	1	2:03.671	26.189	59.976	37.506	6:26.886
4	1	2:03.843	25.608	1:00.912	37.323	8:30.729
5	1	2:13.181	26.416	1:00.556	46.209	10:43.910
6	1	2:29.934	32.671	1:12.338	44.925	13:13.844
7	1	2:30.306	29.751	1:22.265	38.290	15:44.150
8	1	2:37.363	32.804	1:04.344	1:00.215	18:21.513
9	1	2:48.460	39.238	1:28.841	40.381	21:09.973
10	1	2:21.607	32.295	1:06.172	43.140	23:31.580
11	1	2:20.235	33.580	1:02.821	43.834	25:51.815
12	1	2:12.295	25.273	59.742	47.280	28:04.110





CLASSIC ENDURANCE RACING 1  
ESTORIL CLASSICS  
RACE

Sector Analysis

Personal Best Session Best B Crossing the finish line in pit lane

Lap	D	Time	Sector 1	Sector 2	Sector 3	T. Spd	Elapsed	Lap	D	Time	Sector 1	Sector 2	Sector 3	T. Spd	Elapsed
13	1	4:29.902	2:50.827	1:01.436	37.639		32:34.012	19	1	2:13.804	26.372	1:03.849	43.583	183.6	45:08.128
14	1	2:08.362	25.427	1:03.179	39.756	159.7	34:42.374	20	1	2:13.871	26.445	1:04.585	42.841	186.4	47:21.999
15	1	2:04.759	26.923	1:00.005	37.831	151.2	36:47.133	21	1	2:19.528	28.717	1:07.772	43.039	170.6	49:41.527
16	1	1:59.867	24.534	58.484	36.849	180.9	38:47.000	22	1	2:19.707	28.361	1:08.673	42.673	176.8	52:01.234
17	1	2:02.936	24.714	58.885	39.337	172.4	40:49.936	<b>53</b> Lola T70 Mk.3B 1969 1. Richard BRADLEY P+2L							
18	1	2:19.049	26.271	1:04.923	47.855	155.4	43:08.985	1	1	1:58.748	28.942	55.551	34.255		1:58.748
19	1	2:17.109	27.842	1:05.477	43.790	143.2	45:26.094	2	1	1:49.034	21.740	53.185	34.109	215.9	3:47.782
20	1	2:20.870	28.540	1:08.353	43.977	137.6	47:46.964	3	1	1:50.200	22.384	53.234	34.582	209.3	5:37.982
21	1	2:30.426	31.008	1:14.066	45.352	134.8	50:17.390	4	1	1:49.513	21.663	53.438	34.412	210.9	7:27.495
22	1	2:39.242	30.787	1:17.923	50.532	130.8	52:56.632	5	1	2:00.819	21.525	52.935	46.359	210.9	9:28.314
<b>50</b> Lola T212 1971 1. Stephan JOEBSTL P-2L 2. Andy WILLIS								6	1	6:22.690	4:22.000	1:21.947	38.743		15:51.004
1	2	2:06.094	32.404	57.644	36.046		2:06.094	7	1	2:35.677	27.576	1:05.605	1:02.496	139.7	18:26.681
2	2	1:55.044	23.212	56.103	35.729	203.9	4:01.138	8	1	5:45.581	4:07.408	56.658	41.515		24:12.262
3	2	1:52.139	22.390	54.681	35.068	208.5	5:53.277	9	1	2:14.808	46.545	54.106	34.157		26:27.070
4	2	1:51.984	22.624	54.636	34.724	200.2	7:45.261	10	1	1:47.795	21.378	52.633	33.784	213.4	28:14.865
5	2	1:51.908	22.576	54.831	34.501	191.5	9:37.169	11	1	1:50.685	21.391	54.872	34.422	216.3	30:05.550
6	2	2:22.974	23.799	59.172	1:00.003	177.1	12:00.143	12	1	1:59.386	21.442	55.817	42.127	216.3	32:04.936
7	2	3:19.515	56.812	1:37.589	45.114	91.5	15:19.658	13	1	5:15.943	3:48.069	53.328	34.546		37:20.879
8	2	2:43.238	29.705	1:14.590	58.943	125.2	18:02.896	14	1	1:49.344	21.229	52.608	35.507	215.9	39:10.223
9	2	2:44.407	38.227	1:20.488	45.692	79.5	20:47.303	15	1	1:49.443	21.977	53.291	34.175	212.9	40:59.666
10	2	2:23.750	30.960	1:08.182	44.608	125.0	23:11.053	16	1	2:07.977	21.901	57.302	48.774	208.9	43:07.643
11	2	2:26.285	29.572	1:08.057	48.656	121.6	25:37.338	<b>54</b> Ford GT40 1965 1. Tony WOOD GT1							
12	2	1:51.719	22.807	54.780	34.132	204.3	27:29.057	1	1	2:13.352	34.196	1:00.256	38.900		2:13.352
13	2	1:50.566	22.123	54.282	34.161	208.5	29:19.623	2	1	1:58.141	23.479	57.905	36.757	203.2	4:11.493
14	2	1:51.085	22.479	53.841	34.765	199.1	31:10.708	3	1	1:58.498	24.233	57.751	36.514	188.3	6:09.991
15	2	1:58.958	22.495	55.258	41.205	210.9	33:09.666	4	1	1:57.651	23.651	57.395	36.605	189.9	8:07.642
16	1	3:28.183	1:52.770	58.651	36.762		36:37.849	5	1	1:57.901	24.043	57.450	36.408	189.9	10:05.543
17	1	1:58.312	23.810	58.633	35.869	212.1	38:36.161	6	1	2:12.769	25.003	1:05.240	42.526	197.4	12:18.312
18	1	1:55.902	23.627	56.790	35.485	208.1	40:32.063	7	1	3:15.988	49.517	1:44.870	41.601	98.9	15:34.300
19	1	2:01.548	23.631	58.100	39.817	201.3	42:33.611	8	1	2:40.234	33.202	1:05.141	1:01.891	94.6	18:14.534
20	1	2:17.148	26.574	1:06.209	44.365	180.9	44:50.759	9	1	2:42.941	38.311	1:22.538	42.092	89.8	20:57.475
21	1	2:17.432	27.857	1:06.972	42.603	169.2	47:08.191	10	1	2:25.237	34.712	1:06.779	43.746	112.8	23:22.712
22	1	2:19.131	28.085	1:07.820	43.226	166.9	49:27.322	11	1	2:31.398	32.821	1:02.748	55.829	126.7	25:54.110
23	1	2:22.127	29.357	1:09.822	42.948	175.4	51:49.449	12	1	5:02.580	3:26.171	59.571	36.838		30:56.690
<b>51</b> Porsche 911 Carrera RSR 3.0 1974 1. Frédéric DI EGIDIO GT1								13	1	1:57.453	23.447	57.683	36.323	202.4	32:54.143
1	1	2:14.317	34.873	1:00.461	38.983		2:14.317	14	1	2:00.042	23.804	58.456	37.782	199.5	34:54.185
2	1	2:01.929	24.094	1:00.298	37.537	207.0	4:16.246	15	1	2:01.313	24.651	1:00.039	36.623	179.4	36:55.498
3	1	2:00.355	24.124	59.104	37.127	212.1	6:16.601	16	1	1:59.747	23.861	58.592	37.294	194.6	38:55.245
4	1	2:01.754	24.693	59.732	37.329	203.5	8:18.355	17	1	2:00.398	24.489	59.669	36.240	191.5	40:55.643
5	1	2:00.369	23.840	59.117	37.412	216.3	10:18.724	18	1	2:11.093	24.169	1:02.516	44.408	182.7	43:06.736
6	1	2:04.167	24.690	1:00.841	38.636	208.5	12:22.891	19	1	2:10.282	25.470	1:02.958	41.854	181.8	45:17.018
7	1	3:13.248	47.147	1:45.678	40.423	94.1	15:36.139	20	1	2:08.333	25.426	1:02.306	40.601	194.2	47:25.351
8	1	2:40.539	33.431	1:05.051	1:02.057	92.1	18:16.678	21	1	2:13.780	27.089	1:06.494	40.197	173.0	49:39.131
9	1	2:42.576	38.117	1:23.723	40.736	98.1	20:59.254	22	1	2:15.281	27.554	1:06.700	41.027	171.9	51:54.412
10	1	2:25.462	35.530	1:06.738	43.194	101.2	23:24.716	<b>55</b> Chevron B19 1971 1. François RIVAZ P-2L 2. Alexander FURIANI							
11	1	2:33.665	33.298	1:04.186	56.181	125.7	25:58.381	1	1	2:03.754	30.833	56.538	36.383		2:03.754
12	1	4:34.395	2:56.103	1:00.336	37.956		30:32.776	2	1	1:53.388	22.772	55.273	35.343	196.3	3:57.142
13	1	2:02.693	24.957	59.688	38.048	208.5	32:35.469	3	1	1:52.959	22.879	55.002	35.078	198.8	5:50.101
14	1	2:03.233	24.464	59.940	38.829	199.5	34:38.702	4	1	1:53.487	22.584	55.314	35.589	209.7	7:43.588
15	1	2:02.288	24.711	59.509	38.068	204.7	36:40.990	5	1	1:52.394	22.291	54.729	35.374	217.6	9:35.982
16	1	2:01.133	24.180	59.846	37.107	210.5	38:42.123	6	1	2:20.282	23.077	57.205	1:00.000	212.9	11:56.264
17	1	2:03.386	24.055	1:00.918	38.413	213.8	40:45.509								
18	1	2:08.815	25.244	1:00.851	42.720	205.4	42:54.324								





CLASSIC ENDURANCE RACING 1  
ESTORIL CLASSICS  
RACE

Sector Analysis

Personal Best Session Best B Crossing the finish line in pit lane

Lap	D	Time	Sector 1	Sector 2	Sector 3	T. Spd	Elapsed	Lap	D	Time	Sector 1	Sector 2	Sector 3	T. Spd	Elapsed
7	1	3:19.082	57.992	1:36.548	44.542	79.7	15:15.346	15	1	2:13.101	26.991	1:04.553	41.557	196.0	39:14.753
8	1	2:44.024	30.463	1:15.184	58.377	126.9	17:59.370	16	1	2:14.234	27.188	1:05.350	41.696	190.2	41:28.987
9	1	2:44.671	38.151	1:20.993	45.527	77.3	20:44.041	17	1	2:25.953	28.657	1:10.428	46.868	182.1	43:54.940
10	1	2:24.574	30.482	1:08.359	45.733	138.7	23:08.615	18	1	2:24.246	29.066	1:11.576	43.604	166.9	46:19.186
11	1	2:25.801	28.870	1:08.364	48.567	145.6	25:34.416	19	1	2:21.668	28.808	1:08.804	44.056	166.7	48:40.854
12	1	2:03.410	22.951	55.622	44.837	212.9	27:37.826	20	1	2:24.905	29.857	1:11.331	43.717	160.4	51:05.759
13	2	4:21.515	2:48.276	57.453	35.786		31:59.341								
14	2	1:53.941	23.031	54.563	36.347	205.0	33:53.282								
15	2	1:53.868	23.309	54.838	35.721	202.4	35:47.150								
16	2	1:51.608	22.913	53.760	34.935	209.3	37:38.758								
17	2	1:50.439	22.767	53.516	34.156	219.7	39:29.197								
18	2	1:55.970	23.165	56.966	35.839	226.5	41:25.167								
19	2	2:04.913	23.319	58.128	43.466	205.8	43:30.080								
20	2	2:10.448	26.159	1:03.066	41.223	172.4	45:40.528								
21	2	2:07.634	25.308	1:01.262	41.064	183.6	47:48.162								
22	2	2:16.567	27.481	1:07.732	41.354	166.7	50:04.729								
23	2	2:18.247	27.797	1:08.129	42.321	176.5	52:22.976								

**57** Lola T70 Mk.3 1968  
1.Christophe GADAI5 P+2L

1	1	2:08.906	33.762	59.177	35.967		2:08.906
2	1	1:57.596	23.555	58.517	35.524	189.2	4:06.502
3	1	1:54.306	23.108	55.862	35.336	207.0	6:00.808
4	1	1:53.694	22.910	55.651	35.133	217.6	7:54.502
5	1	1:53.145	22.797	54.965	35.383	213.8	9:47.647
6	1	2:15.639	22.222	1:05.106	48.311	236.2	12:03.286
7	1	3:19.276	55.632	1:40.500	43.144	81.6	15:22.562
8	1	2:43.002	30.888	1:12.287	59.827	123.2	18:05.564
9	1	2:43.597	38.491	1:20.063	45.043	77.2	20:49.161
10	1	2:24.114	32.416	1:08.022	43.676	116.3	23:13.275
11	1	2:25.691	30.259	1:06.758	48.674	140.8	25:38.966
12	1	1:55.484	22.860	57.229	35.395	218.0	27:34.450
13	1	2:05.647	22.629	55.724	47.294	209.3	29:40.097
14	1	4:17.853	2:44.138	56.546	37.169		33:57.950
15	1	1:56.563	23.934	56.986	35.643	186.7	35:54.513
16	1	1:54.042	22.993	55.587	35.462	207.4	37:48.555
17	1	1:53.968	22.675	55.519	35.774	210.5	39:42.523
18	1	1:55.948	23.246	56.519	36.183	204.3	41:38.471
19	1	3:41.020	23.036	1:44.528	1:33.456	209.7	45:19.491
20	1	7:28.684	5:22.891	1:17.112	48.681		52:48.175

**59** Porsche 911 Carrera RSR 3.0 1974  
1.Jean-Louis BONNET GT1

1	1	2:24.833	40.129	1:04.378	40.326		2:24.833
2	1	2:09.898	26.683	1:02.916	40.299	184.2	4:34.731
3	1	2:11.100	27.362	1:03.231	40.507	189.2	6:45.831
4	1	2:11.776	26.908	1:04.378	40.490	185.1	8:57.607
5	1	2:50.885	26.747	1:10.130	1:14.008	185.1	11:48.492
6	1	3:19.572	58.966	1:35.034	45.572	77.8	15:08.064
7	1	2:44.831	32.270	1:14.703	57.858	114.8	17:52.895
8	1	2:43.722	37.682	1:21.246	44.794	89.7	20:36.617
9	1	2:25.034	31.162	1:09.280	44.592	136.8	23:01.651
10	1	2:29.308	30.524	1:07.916	50.868	143.2	25:30.959
11	1	2:27.037	27.678	1:05.787	53.572	188.9	27:57.996
12	1	4:33.267	2:46.894	1:05.424	40.949		32:31.263
13	1	2:15.473	27.327	1:06.948	41.198	188.9	34:46.736
14	1	2:14.916	27.266	1:06.776	40.874	170.3	37:01.652

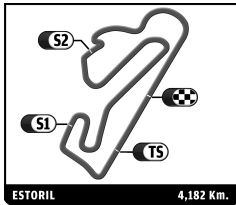
**62** Chevron B19 1971  
1.Michael BIRCH P-2L

1	1	2:05.066	31.628	57.358	36.080		2:05.066
2	1	1:56.225	23.850	56.227	36.148	199.9	4:01.291
3	1	1:56.305	24.499	55.906	35.900	203.9	5:57.596
4	1	1:53.726	22.629	55.468	35.629	217.1	7:51.322
5	1	1:55.881	22.862	56.234	36.785	216.3	9:47.203
6	1	2:17.426	23.352	1:06.530	47.544	212.1	12:04.629
7	1	3:19.269	55.644	1:40.948	42.677	81.7	15:23.898
8	1	2:42.604	31.451	1:11.524	59.629	116.8	18:06.502
9	1	2:44.495	38.604	1:21.134	44.757	74.8	20:50.997
10	1	2:24.334	31.861	1:08.354	44.119	147.0	23:15.331
11	1	2:24.539	29.803	1:06.128	48.608	159.5	25:39.870
12	1	1:55.380	22.951	56.763	35.666	215.0	27:35.250
13	1	1:53.820	22.759	55.731	35.330	221.9	29:29.070
14	1	1:54.070	23.024	55.417	35.629	225.6	31:23.140
15	1	1:54.361	22.964	56.190	35.207	219.3	33:17.501
16	1	2:02.541	22.858	56.347	43.336	218.0	35:20.042
17	1	4:15.051	2:43.231	56.260	35.560		39:35.093
18	1	1:57.523	23.567	57.693	36.263	221.9	41:32.616
19	1	2:05.321	24.169	58.986	42.166	198.4	43:37.937
20	1	2:13.006	26.078	1:00.530	46.398	182.4	45:50.943
21	1	2:17.193	27.752	1:06.909	42.532	157.9	48:08.136
22	1	2:18.576	27.874	1:08.309	42.393	166.9	50:26.712
23	1	2:22.686	28.442	1:10.219	44.025	165.2	52:49.398

**66** Ford GT40 1965  
1.Jean-François DECAUX GT1

1	1	2:17.549	36.256	1:03.109	38.184		2:17.549
2	1	2:04.000	25.301	1:00.553	38.146	168.7	4:21.549
3	1	2:04.110	26.195	1:00.245	37.670	166.7	6:25.659
4	1	2:04.896	26.300	1:00.699	37.897	179.7	8:30.555
5	1	2:12.453	24.800	59.955	47.698	181.5	10:43.008
6	1	2:29.802	32.704	1:11.868	45.230	123.1	13:12.810
7	1	2:29.189	29.557	1:19.373	40.259	140.1	15:41.999
8	1	2:37.954	33.273	1:03.852	1:00.829	79.9	18:19.953
9	1	2:47.214	39.236	1:27.953	40.025	114.5	21:07.167
10	1	2:22.440	33.124	1:05.911	43.405	93.8	23:29.607
11	1	2:20.871	33.780	1:02.690	44.401	116.5	25:50.478
12	1	2:02.422	25.287	59.692	37.443	190.2	27:52.900
13	1	2:02.812	24.923	59.866	38.023	183.9	29:55.712
14	1	2:01.923	24.220	59.892	37.811	187.6	31:57.635
15	1	2:13.904	24.466	1:00.697	48.741	194.6	34:11.539
16	1	3:29.328	1:50.637	59.656	39.035		37:40.867
17	1	2:01.764	24.636	59.521	37.607	188.9	39:42.631
18	1	2:08.047	25.490	1:02.899	39.658	178.0	41:50.678
19	1	2:15.184	24.424	1:05.702	45.058	188.6	44:05.862
20	1	2:15.663	26.385	1:05.902	43.376	171.1	46:21.525
21	1	2:20.313	27.848	1:09.508	42.957	155.7	48:41.838
22	1	2:23.391	29.711	1:11.228	42.452	154.8	51:05.229





CLASSIC ENDURANCE RACING 1  
ESTORIL CLASSICS  
RACE

Sector Analysis

											Personal Best	Session Best	B Crossing the finish line in pit lane											
Lap	D	Time	Sector 1	Sector 2	Sector 3	T. Spd	Elapsed	Lap	D	Time	Sector 1	Sector 2	Sector 3	T. Spd	Elapsed									
<b>67</b> Porsche 906 1967																								
1. Luca LITTARDI P-2L																								
1	1	2:22.837					2:22.837	6	1	2:19.285	22.693	57.138	59.454	226.5	11:55.249									
2	1	2:08.560					4:31.397	7	1	3:19.331	57.768	1:36.648	44.915	78.7	15:14.580									
3	1	2:07.383					6:38.780	8	1	2:44.080	30.313	1:15.257	58.510	126.9	17:58.660									
4	1	<b>2:04.444</b>					8:43.224	9	1	2:44.642	37.907	1:21.335	45.400	75.3	20:43.302									
5	1	2:53.275					11:36.499	10	1	2:24.230	29.492	1:09.330	45.408	139.5	23:07.532									
6	1	2:25.391					14:01.890	11	1	2:34.021 <b>B</b>	28.781	1:08.308	56.932	148.9	25:41.553									
7	1	2:09.636					16:11.526	12	1	5:10.034	3:36.661	56.955	36.418		30:51.587									
8	1	2:14.084					18:25.610	13	1	1:55.337	22.523	57.129	35.685	226.9	32:46.924									
9	1	2:50.496					21:16.106	14	1	1:57.517	23.134	56.838	37.545	206.6	34:44.441									
10	1	2:19.747					23:35.853	15	1	1:55.565	23.365	56.507	35.693	206.6	36:40.006									
11	1	2:21.023					25:56.876	16	1	1:53.596	22.387	55.956	35.253	220.6	38:33.602									
12	1	2:05.827					28:02.703	17	1	1:53.829	22.843	55.640	35.346	224.2	40:27.431									
13	1	2:13.574 <b>B</b>					30:16.277	18	1	1:57.945	22.781	57.460	37.704	225.1	42:25.376									
14	1	4:33.284					34:49.561	19	1	2:07.142	23.654	1:00.546	42.942	203.2	44:32.518									
15	1	2:12.548					37:02.109	20	1	2:12.913	27.045	1:05.662	40.206	182.1	46:45.431									
16	1	2:09.257					39:11.366	21	1	2:10.918	26.965	1:04.599	39.354	175.4	48:56.349									
17	1	2:09.876					41:21.242	22	1	2:15.928	27.388	1:07.022	41.518	183.9	51:12.277									
18	1	2:16.066					43:37.308																	
19	1	2:28.184 <b>B</b>					46:05.492																	
20	1	4:16.234					50:21.726																	
21	1	2:25.687					52:47.413																	
<b>68</b> Porsche 911 Carrera RSR 3.0 1974																								
1. Claudio RODDARO GT1																								
1	1	2:09.223	33.691	58.631	36.901		2:09.223	1	1	2:20.693	38.135	1:03.806	38.752		2:20.693									
2	1	1:57.299	24.049	57.131	36.119	199.1	4:06.522	2	1	2:09.482	27.728	1:02.769	38.985	160.6	4:30.175									
3	1	1:56.343	24.438	56.134	35.771	212.5	6:02.865	3	1	2:11.885	30.161	1:02.935	38.789	160.9	6:42.060									
4	1	<b>1:54.334</b>	<b>23.233</b>	55.583	<b>35.518</b>	217.1	7:57.199	4	1	<b>2:05.759</b>	<b>26.376</b>	<b>1:01.326</b>	<b>38.057</b>	167.2	8:47.819									
5	1	1:54.883	23.686	<b>55.423</b>	35.774	223.7	9:52.082																	
6	1	2:16.866	23.283	1:06.009	47.574	233.7	12:08.948																	
7	1	3:19.183	55.296	1:42.629	41.258	99.3	15:28.131																	
8	1	2:43.053	33.065	1:09.400	1:00.588	95.7	18:11.184																	
9	1	2:44.462	37.820	1:21.676	44.966	88.2	20:55.646																	
10	1	2:25.147	32.273	1:08.893	43.981	128.2	23:20.793																	
11	1	2:23.020	30.449	1:04.713	47.858	148.3	25:43.813																	
12	1	1:57.850	23.764	57.137	36.949	204.7	27:41.663																	
13	1	1:56.552	23.442	56.871	36.239	212.5	29:38.215																	
14	1	2:06.766 <b>B</b>	23.556	58.281	44.929	207.7	31:44.981																	
15	2	4:17.584	2:40.596	59.378	37.610		36:02.565																	
16	2	1:59.269	24.234	58.388	36.647	203.5	38:01.834																	
17	2	1:57.667	23.701	57.669	36.297	207.7	39:59.501																	
18	2	1:59.835	24.219	58.338	37.278	211.7	41:59.336																	
19	2	2:11.603	24.174	1:03.238	44.191	208.5	44:10.939																	
20	2	2:15.300	27.381	1:05.228	42.691	164.0	46:26.239																	
21	2	2:14.338	27.051	1:04.517	42.770	170.6	48:40.577																	
22	2	2:19.952	27.803	1:08.971	43.178	183.3	51:00.529																	
<b>69</b> Chevron B8 1969																								
1. Daniel ROUSTAN P-2L																								
1	1	2:15.186	35.729	1:01.351	38.106		2:15.186	1	1	2:15.186	35.729	1:01.351	38.106		2:15.186									
2	1	2:03.114	24.650	1:01.024	37.440	199.9	4:18.300	2	1	2:03.114	24.650	1:01.024	37.440	199.9	4:18.300									
3	1	2:01.512	24.210	59.592	37.710	210.5	6:19.812	3	1	2:01.512	24.210	59.592	37.710	210.5	6:19.812									
4	1	1:59.885	23.658	<b>58.720</b>	37.507	203.9	8:19.697	4	1	1:59.885	23.658	<b>58.720</b>	37.507	203.9	8:19.697									
5	1	<b>1:59.525</b>	<b>23.518</b>	58.920	<b>37.087</b>	212.1	10:19.222	5	1	<b>1:59.525</b>	<b>23.518</b>	58.920	<b>37.087</b>	212.1	10:19.222									
6	1	2:10.946	26.327	1:04.332	40.287	166.2	12:30.168	6	1	2:10.946	26.327	1:04.332	40.287	166.2	12:30.168									
7	1	3:06.786	40.761	1:45.813	40.212	97.5	15:36.954	7	1	3:06.786	40.761	1:45.813	40.212	97.5	15:36.954									
8	1	2:41.017	33.930	1:04.872	1:02.215	95.7	18:11.971	8	1	2:41.017	33.930	1:04.872	1:02.215	95.7	18:11.971									
9	1	2:43.139	38.133	1:24.823	40.183	117.2	21:01.110	9	1	2:43.139	38.133	1:24.823	40.183	117.2	21:01.110									
10	1	2:25.606	35.091	1:06.965	43.550	110.0	23:26.716	10	1	2:25.606	35.091	1:06.965	43.550	110.0	23:26.716									
11	1	2:34.684 <b>B</b>	32.699	1:03.873	58.112	124.6	26:01.400	11	1	2:34.684 <b>B</b>	32.699	1:03.873	58.112	124.6	26:01.400									
12	1	4:44.552	3:05.538	1:00.916	38.098		30:45.952	12	1	4:44.552	3:05.538	1:00.916	38.098		30:45.952									
13	1	2:03.151	24.570	1:00.456	38.125	196.7	32:49.103	13	1	2:03.151	24.570	1:00.456	38.125	196.7	32:49.103									
14	1	2:03.776	24.185	1:00.953	38.638	193.9	34:52.879	14	1	2:03.776	24.185	1:00.953	38.638	193.9	34:52.879									
15	1	2:04.976	24.704	1:01.395	38.877	201.7	36:57.855	15	1	2:04.976	24.704	1:01.395	38.877	201.7	36:57.855									
16	1	2:01.945	24.277	1:00.067	37.601	206.2	38:59.800	16	1	2:01.945	24.277	1:00.067	37.601	206.2	38:59.800									
17	1	2:01.039	24.021	59.267	37.751	204.3	41:00.839	17	1	2:01.039	24.021	59.267	37.751	204.3	41:00.839									
18	1	2:08.948	24.045	1:00.147	44.756	205.4	43:09.787	18	1	2:08.948	24.045	1:00.147	44.756	205.4	43:09.787									
19	1	2:13.518	25.704	1:02.524	45.290	178.8	45:23.305	19	1	2:13.518	25.704	1:02.524	45.290	178.8	45:23.305									
20	1	2:12.111	26.187	1:04.053	41.871	197.7	47:35.416	20	1	2:12.111	26.187	1:04.053	41.871	197.7	47:35.416									
21	1	2:32.051	26.569	1:23.039	42.443	187.3	50:07.467	21	1	2:32.051	26.569	1:23.039	42.443	187.3	50:07.467									
22	1	2:29.333	29.790	1:12.576	46.967	172.7	52:36.800	22	1	2:29.333	29.790	1:12.576	46.967	172.7	52:36.800									
<b>70</b> Lola T70 Mk.3B 1969																								
1. Pierre-Alain FRANCE P+2L																								
1	1	2:00.448	28.194	57.028	35.226		2:00.448	1	1	1:53.089	25.484	53.822	33.783		1:53.089									
2	1	1:53.411	23.226	<b>55.021</b>	<b>35.164</b>	207.0	3:53.859	2	1	1:49.028	22.501	52.563	33.964	207.0	3:42.117									
3	1	1:54.119	22.737	55.993	35.389	220.6	5:47.978	3	1	1:48.657	21.949	52.760	33.948	217.6	5:30.774									
4	1	1:54.805	22.733	56.629	35.443	211.7	7:42.783	4	1	1:47.922	21.903	52.252	33.767	216.3	7:18.696									
5	1	<b>1:53.181</b>	<b>22.372</b>	55.074	35.735	232.7	9:35.964	5	1	1:47.685	21.702	52.413	<b>33.570</b>	218.0	9:06.381									
<b>79</b> McLaren M6B 1968																								
1. Max BANKS P+2L																								
1	1	1:53.089	25.484	53.822	33.783		1:53.089	1	1	1:53.089	25.484	53.822	33.783		1:53.089									
2	1	1:49.028	22.501	52.563	33.964	207.0	3:42.117	2	1	1:49.028	22.501	52.563	33.964	207.0	3:42.117									
3	1	1:48.657	21.949	52.760	33.948	217.6	5:30.774	3	1	1:48.657	21.949	52.760	33.948	217.6	5:30.774									
4	1	1:47.922	21.903	52.252	33.767	216.3	7:18.696	4	1	1:47.922	21.903	52.252	33.767	216.3	7:18.696									
5	1	1:47.685	21.702	52.413	<b>33.570</b>	218.0	9:06.381	5	1	1:47.685	21.702	52.413	<b>33.570</b>	218.0	9:06.381									





CLASSIC ENDURANCE RACING 1  
ESTORIL CLASSICS  
RACE

Sector Analysis

Personal Best Session Best B Crossing the finish line in pit lane

Lap	D	Time	Sector 1	Sector 2	Sector 3	T. Spd	Elapsed	Lap	D	Time	Sector 1	Sector 2	Sector 3	T. Spd	Elapsed
6	1	2:38.348	21.588	1:03.207	1:13.553	233.2	11:44.729	11	1	2:28.021	28.011	1:10.542	49.468	160.9	25:24.354
7	1	3:19.977	59.342	1:33.354	47.281	87.2	15:04.706	12	1	1:47.267	21.552	52.397	33.318	228.3	27:11.621
8	1	2:45.321	29.032	1:18.706	57.583	113.5	17:50.027	13	1	1:47.156	21.433	52.443	33.280	231.2	28:58.777
9	1	2:42.830	36.986	1:20.181	45.663	86.5	20:32.857	14	1	1:56.798 B	22.201	54.459	40.138	226.9	30:55.575
10	1	2:25.776	29.850	1:10.591	45.335	156.5	22:58.633	15	1	4:19.972	2:51.315	54.239	34.418		35:15.547
11	1	2:27.434	28.075	1:10.751	48.608	167.5	25:26.067	16	1	1:48.255	21.684	52.257	34.314	226.9	37:03.802
12	1	1:48.204	22.240	52.358	33.606	204.7	27:14.271	17	1	1:51.842	22.001	53.906	35.935	231.2	38:55.644
13	1	1:47.220	21.447	52.067	33.706	219.3	29:01.491	18	1	1:49.409	22.282	53.423	33.704	229.3	40:45.053
14	1	1:56.274 B	21.674	53.065	41.535	219.3	30:57.765	19	1	1:55.189	21.419	54.716	39.054	236.7	42:40.242
15	1	4:17.318	2:48.165	54.668	34.485		35:15.083								
16	1	1:49.457	22.004	53.407	34.046	224.2	37:04.540								
17	1	1:51.191	22.341	53.278	35.572	211.7	38:55.731								
18	1	1:51.081	22.636	54.031	34.414	210.5	40:46.812								
19	1	2:00.640	22.762	57.334	40.544	212.5	42:47.452								
20	1	2:04.495	23.215	58.844	42.436	190.6	44:51.947								
21	1	2:01.161	24.955	56.303	39.903	184.8	46:53.108								
22	1	2:03.542	24.336	1:00.862	38.344	201.7	48:56.650								
23	1	2:09.047	26.099	1:03.623	39.325	192.5	51:05.697								

**99** Lola T70 Mk.3 1967  
1.Nick CHESTER P+2L

1	1	1:56.595	27.075	55.178	34.342		1:56.595
2	1	1:50.986	22.429	54.265	34.292	215.9	3:47.581
3	1	1:52.841	22.872	55.099	34.870	213.4	5:40.422
4	1	1:51.498	22.723	54.185	34.590	198.1	7:31.920
5	1	1:52.553	22.365	55.199	34.989	214.2	9:24.473
6	1	2:26.633	23.225	1:00.820	1:02.588	218.0	11:51.106
7	1	3:20.100	58.728	1:36.329	45.043	72.8	15:11.206
8	1	2:44.088	30.656	1:15.643	57.789	125.4	17:55.294
9	1	2:44.828	37.132	1:21.774	45.922	82.4	20:40.122
10	1	2:24.619	29.916	1:09.610	45.093	124.9	23:04.741
11	1	2:34.219 B	28.934	1:08.221	57.064	125.6	25:38.960
12	1	4:23.711	2:52.341	56.110	35.260		30:02.671
13	1	1:55.065	23.292	55.897	35.876	211.3	31:57.736
14	1	1:55.075	22.756	55.991	36.328	212.5	33:52.811
15	1	1:55.055	23.094	55.036	36.925	197.0	35:47.866
16	1	1:53.450	23.390	54.863	35.197	225.1	37:41.316
17	1	1:54.528	22.769	56.541	35.218	201.3	39:35.844
18	1	1:55.113	23.272	56.596	35.245	217.1	41:30.957
19	1	2:06.234	23.186	1:00.343	42.705	191.5	43:37.191
20	1	2:16.665	24.489	1:00.965	51.211	187.0	45:53.856
21	1	2:09.663	25.493	1:03.096	41.074	170.6	48:03.519
22	1	2:13.087	26.598	1:05.885	40.604	176.5	50:16.606
23	1	2:20.437	26.551	1:09.459	44.427	184.5	52:37.043

**100** Chevron B19 1971  
1.Charlie HYETT P-2L

1	1	1:52.188	25.016	53.222	33.950		1:52.188
2	1	1:47.558	21.555	52.453	33.550	230.2	3:39.746
3	1	1:47.554	21.387	52.673	33.494	233.7	5:27.300
4	1	1:47.139	21.435	52.000	33.704	234.2	7:14.439
5	1	1:47.131	21.396	52.276	33.459	234.6	9:01.570
6	1	2:37.948	22.488	54.790	1:20.670	234.6	11:39.518
7	1	3:21.432	1:01.619	1:33.549	46.264	63.2	15:00.950
8	1	2:46.349	29.527	1:19.301	57.521	135.4	17:47.299
9	1	2:42.784	37.288	1:20.201	45.295	93.3	20:30.083
10	1	2:26.250	30.352	1:11.163	44.735	159.7	22:56.333

**110** Sabre D4 1971  
1.Franco PEDRAZZI P+2L

1	1	2:04.444	29.996	56.705	37.743		2:04.444
2	1	1:54.415	23.553	55.232	35.630	195.6	3:58.859
3	1	1:53.052	22.911	54.835	35.306	210.1	5:51.911
4	1	1:54.702	23.551	55.551	35.600	194.2	7:46.613
5	1	2:09.794 B	25.541	57.846	46.407	177.4	9:56.407
6	1	11:25.090	9:15.793	1:27.217	42.080		21:21.497
7	1	2:28.217 B	31.679	1:06.835	49.703	132.8	23:49.714
8	1	9:03.247	7:25.826	59.301	38.120		32:52.961
9	1	2:00.627	23.929	58.445	38.253	202.8	34:53.588
10	1	2:01.222	24.882	1:00.028	36.312	177.1	36:54.810
11	1	1:56.517	23.792	56.510	36.215	195.6	38:51.327
12	1	1:58.544	23.838	57.680	37.026	196.0	40:49.871
13	1	2:06.080	23.850	59.403	42.827	202.4	42:55.951
14	1	2:12.510	26.278	1:03.075	43.157	165.0	45:08.461
15	1	2:06.223	24.594	59.705	41.924	199.9	47:14.684
16	1	2:20.266	27.156	1:08.901	44.209	187.3	49:34.950
17	1	2:21.805	28.583	1:08.475	44.747	162.1	51:56.755

**113** Ford GT40 Mk II (C) 1966  
1.Luco SANCHEZ GT1  
2.Michael FUNKE

1	2	2:06.888	33.894	57.373	35.621		2:06.888
2	2	1:54.282	23.857	55.630	34.795	188.9	4:01.170
3	2	1:53.689	23.004	55.552	35.133	192.9	5:54.859
4	2	1:53.544	22.448	55.805	35.291	206.2	7:48.403
5	2	1:53.263	22.980	54.948	35.335	192.5	9:41.666
6	2	2:19.088	22.773	1:05.322	50.993	197.7	12:00.754
7	2	3:19.991	57.073	1:39.650	43.268	84.4	15:20.745
8	2	2:43.102	31.510	1:12.394	59.198	133.8	18:03.847
9	2	2:44.231	38.392	1:20.368	45.471	78.9	20:48.078
10	2	2:24.170	31.802	1:08.138	44.230	114.6	23:12.248
11	2	2:34.927 B	29.659	1:07.300	57.968	124.0	25:47.175
12	1	5:12.367	3:31.020	1:03.481	37.866		30:59.542
13	1	2:04.887	26.236	1:01.462	37.189	186.1	33:04.429
14	1	2:03.130	25.509	1:00.048	37.573	180.6	35:07.559
15	1	2:03.019	25.655	1:00.481	36.883	195.6	37:10.578
16	1	2:03.209	23.895	59.401	39.913	197.4	39:13.787
17	1	2:03.607	23.951	1:01.992	37.664	192.9	41:17.394
18	1	2:10.376	24.425	1:02.267	43.684	188.9	43:27.770
19	1	2:19.991	26.607	1:06.389	46.995	165.4	45:47.761
20	1	2:16.406	26.556	1:06.690	43.160	176.0	48:04.167
21	1	2:23.192	28.380	1:10.310	44.502	166.4	50:27.359
22	1	2:30.012	29.538	1:13.674	46.800	153.9	52:57.371

**114** Chevrolet Corvette C3 (C) 1971  
1.Marc GODFROY GT1







CLASSIC ENDURANCE RACING 1  
ESTORIL CLASSICS  
RACE

Sector Analysis

Personal Best Session Best B Crossing the finish line in pit lane

Lap	D	Time	Sector 1	Sector 2	Sector 3	T. Spd	Elapsed	Lap	D	Time	Sector 1	Sector 2	Sector 3	T. Spd	Elapsed
1	1	2:21.317	39.216	1:03.449	38.652		2:21.317	7	1	3:20.559	59.045	1:36.007	45.507	73.1	15:10.498
2	1	2:04.516	25.769	1:00.608	38.139	169.8	4:25.833	8	1	2:44.019	30.774	1:15.222	58.023	135.3	17:54.517
3	1	2:05.088	25.898	1:00.757	38.433	165.2	6:30.921	9	1	2:44.824	37.167	1:21.548	46.109	81.3	20:39.341
4	1	2:03.085	25.047	1:00.155	37.883	182.4	8:34.006	10	1	2:24.737	29.371	1:09.510	45.856	122.4	23:04.078
5	1	2:10.405	24.670	59.901	45.834	184.5	10:44.411	11	1	2:27.318	28.818	1:08.290	50.210	132.4	25:31.396
6	1	2:30.568	32.928	1:13.031	44.609	116.7	13:14.979	12	1	1:53.419	22.689	55.859	34.871	224.2	27:24.815
7	1	2:35.151	30.125	1:26.354	38.672	137.8	15:50.130	13	1	1:52.711	22.092	55.208	35.411	230.7	29:17.526
8	1	2:33.805	27.541	1:05.384	1:00.880	169.8	18:23.935	14	1	2:00.790	22.334	55.178	43.278	213.8	31:18.316
9	1	2:48.201	38.695	1:28.292	41.214	122.7	21:12.136	15	1	5:13.349	3:41.760	56.267	35.322		36:31.665
10	1	2:20.408	31.628	1:06.683	42.097	106.5	23:32.544	16	1	1:53.159	23.111	55.060	34.988	217.6	38:24.824
11	1	2:19.789	35.271	1:04.138	40.380	106.9	25:52.333	17	1	1:52.946	22.674	55.421	34.851	216.3	40:17.770
12	1	2:04.995	25.219	1:01.016	38.760	175.4	27:57.328	18	1	1:53.314	22.273	55.915	35.126	229.3	42:11.084
13	1	2:12.750	25.161	1:00.124	47.465	183.9	30:10.078	19	1	2:09.639	22.765	1:04.417	42.457	198.8	44:20.723
14	1	4:35.113	2:49.585	1:04.741	40.787		34:45.191	20	1	2:05.044	24.293	1:00.700	40.051	193.6	46:25.767
15	1	2:05.223	26.202	1:00.784	38.237	162.8	36:50.414	21	1	2:04.971	25.108	1:01.920	37.943	175.2	48:30.738
16	1	2:05.769	25.206	1:01.076	39.487	171.9	38:56.183	22	1	2:11.424	26.808	1:04.535	40.081	186.1	50:42.162
17	1	2:08.415	25.701	1:02.346	40.368	170.3	41:04.598	23	1	2:21.411	27.488	1:09.785	44.138	176.5	53:03.573
18	1	2:21.143	26.292	1:08.791	46.060	172.1	43:25.741								
19	1	2:24.241	26.964	1:07.161	50.116	158.1	45:49.982								
20	1	2:22.385	30.450	1:08.781	43.154	150.6	48:12.367								
21	1	2:23.917	29.431	1:10.278	44.208	160.9	50:36.284								
22	1	2:35.436	28.789	1:19.309	47.338	166.7	53:11.720								

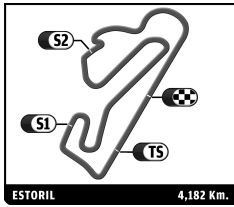
124		Lola T70 Mk.3B (C) 1968														
		1.Emile BREITMAYER P+2L														
1	1	1:53.784	24.909	54.773	34.102		1:53.784									
2	1	1:48.597	22.329	52.757	33.511	214.2	3:42.381									
3	1	1:48.774	22.065	52.772	33.937	210.1	5:31.155									
4	1	1:47.965	22.004	52.336	33.625	204.7	7:19.120									
5	1	1:47.758	21.729	52.464	33.565	206.6	9:06.878									
6	1	2:39.343	21.542	1:03.613	1:14.188	211.3	11:46.221									
7	1	3:19.477	58.822	1:33.371	47.284	85.6	15:05.698									
8	1	2:45.202	29.235	1:18.326	57.641	115.2	17:50.900									
9	1	2:43.394	36.973	1:20.532	45.889	83.6	20:34.294									
10	1	2:25.914	29.365	1:10.647	45.902	168.5	23:00.208									
11	1	2:35.328	27.875	1:10.327	57.126	159.0	25:35.536									
12	1	4:59.732	3:31.732	54.098	33.902		30:35.268									
13	1	1:50.451	21.975	53.855	34.621	205.4	32:25.719									
14	1	1:50.495	21.500	53.466	35.529	215.4	34:16.214									
15	1	1:50.359	21.746	54.254	34.359	208.1	36:06.573									
16	1	1:48.837	21.536	53.290	34.011	217.1	37:55.410									
17	1	1:49.518	21.800	53.904	33.814	205.8	39:44.928									
18	1	1:55.273	23.377	55.795	36.101	205.8	41:40.201									
19	1	2:28.653	22.259	1:10.414	55.980	203.2	44:08.854									
20	1	2:08.839	23.995	1:03.083	41.761	179.1	46:17.693									
21	1	2:04.235	25.141	1:00.393	38.701	170.0	48:21.928									
22	1	2:10.325	26.780	1:04.068	39.477	174.6	50:32.253									
23	1	2:16.768	27.419	1:06.682	42.667	178.8	52:49.021									

170		Lola T70 Mk.3B (C) 1969														
		1.Ross HYETT P+2L														
		2.Nick HYETT														
1	1	1:58.437	27.727	56.215	34.495		1:58.437									
2	1	1:52.707	22.759	55.183	34.765	216.7	3:51.144									
3	1	1:51.337	22.055	54.820	34.462	222.4	5:42.481									
4	1	1:50.534	22.047	54.391	34.096	215.0	7:33.015									
5	1	1:51.682	21.817	55.104	34.761	222.4	9:24.697									
6	1	2:25.242	22.666	59.917	1:02.659	229.3	11:49.939									

180		Porsche 911 Carrera RSR 3.0 1974														
		1.Richard HYWEL EVANS GT1														
		2.Johannes STENDEL														
1	1	2:16.819	37.225	1:01.564	38.030		2:16.819									
2	1	2:04.018	24.861	1:00.098	39.059	200.2	4:20.837									
3	1	2:04.419	25.485	1:00.098	38.836	198.4	6:25.256									
4	1	2:05.593	25.803	1:00.834	38.956	185.7	8:30.849									
5	1	2:12.690	25.971	1:00.166	46.553	178.5	10:43.539									
6	1	2:29.771	32.571	1:12.163	45.037	125.2	13:13.310									
7	1	2:30.027	29.845	1:21.255	38.927	139.9	15:43.337									
8	1	2:37.154	32.745	1:04.090	1:00.319	100.0	18:20.491									
9	1	2:47.165	39.192	1:28.121	39.852	115.6	21:07.656									
10	1	2:22.425	33.198	1:06.096	43.131	87.5	23:30.081									
11	1	2:32.971	33.827	1:02.939	56.205	116.7	26:03.052									
12	2	4:45.412	3:06.223	1:01.206	37.983		30:48.464									
13	2	2:04.913	24.685	1:01.161	39.067	195.6	32:53.377									
14	2	2:07.663	25.588	1:03.443	38.632	179.1	35:01.040									
15	2	2:04.170	24.920	1:00.308	38.942	189.6	37:05.210									
16	2	2:01.558	24.406	59.775	37.377	191.5	39:06.768									
17	2	2:04.077	25.554	1:00.567	37.956	189.6	41:10.845									
18	2	2:12.323	24.737	1:02.757	44.829	189.9	43:23.168									
19	2	2:12.122	25.451	1:04.071	42.600	180.6	45:35.290									
20	2	2:11.328	26.491	1:03.352	41.485	181.5	47:46.618									
21	2	2:16.874	27.755	1:07.705	41.414	176.3	50:03.492									
22	2	2:15.623	27.064	1:06.835	41.724	178.0	52:19.115									

199		Chevron B19 1971														
		1.Jamie CONSTABLE P-2L														
		2.Steve BROOKS														
1	1	1:54.502	26.180	54.131	34.191		1:54.502									
2	1	1:49.819	22.282	53.696	33.841	241.8	3:44.321									
3	1	1:48.844	21.649	53.392	33.803	245.6	5:33.165									
4	1	1:47.996	21.296	52.731	33.969	248.9	7:21.161									
5	1	1:47.124	20.916	52.451	33.757	245.6	9:08.285									
6	1	2:34.541	21.201	1:00.020	1:13.320	244.5	11:42.826									
7	1	3:20.837	59.789	1:34.200	46.848	82.0	15:03.663									
8	1	2:45.569	29.396	1:18.179	57.994	117.2	17:49.232									
9	1	2:43.035	36.805	1:20.190	46.040	93.1	20:32.267									
10	1	2:25.831	29.624	1:10.841	45.366	171.6	22:58.098									
11	1	2:35.404	27.828	1:10.283	57.293	163.5	25:33.502									
12	1	4:10.087	2:41.996	54.070	34.021		29:43.589									





CLASSIC ENDURANCE RACING 1  
ESTORIL CLASSICS  
RACE

Sector Analysis

■ Personal Best ■ Session Best B Crossing the finish line in pit lane

Lap	D	Time	Sector 1	Sector 2	Sector 3	T. Spd	Elapsed	Lap	D	Time	Sector 1	Sector 2	Sector 3	T. Spd	Elapsed
13	1	1:49.246	22.041	53.301	33.904	235.1	31:32.835								
14	1	1:48.293	21.631	52.875	33.787	233.2	33:21.128								
15	1	1:52.021	21.823	54.272	35.926	230.2	35:13.149								
16	1	1:50.074	21.926	54.035	34.113	225.6	37:03.223								
17	1	1:52.292	22.021	54.172	36.099	218.0	38:55.515								
18	1	1:50.836	22.226	53.937	34.673	220.6	40:46.351								
19	1	1:54.303	21.427	54.481	38.395	239.2	42:40.654								
20	1	2:01.231	22.080	58.068	41.083	221.5	44:41.885								
21	1	2:01.770	22.391	1:00.264	39.115	222.4	46:43.655								
22	1	2:01.754	23.259	59.588	38.907	218.0	48:45.409								
23	1	2:11.392	25.952	1:05.319	40.121	211.3	50:56.801								
24	1	2:25.320	30.077	1:11.478	43.765	203.5	53:22.121								

