



CLASSIC ENDURANCE RACING 1
ESTORIL CLASSICS
QUALIFYING

Sector Analysis

Personal Best Session Best B Crossing the finish line in pit lane

Lap	D	Time	Sector 1	Sector 2	Sector 3	T. Spd	Elapsed	Lap	D	Time	Sector 1	Sector 2	Sector 3	T. Spd	Elapsed
2 Lola T210 1970 1. Frank JACOB P-2L								15	1	1:54.012	22.149	56.763	35.100	221.9	39:22.157
1	1	3:43.216	1:51.589	1:10.888	40.739		3:43.216	16	1	1:50.008	21.928	53.662	34.418	223.7	41:12.165
2	1	2:10.240	28.307	1:03.113	38.820	167.5	5:53.456	17	1	2:27.759 B	26.042	1:03.724	57.993	184.2	43:39.924
3	1	2:05.987	26.065	1:01.476	38.446	191.2	7:59.443	6 Porsche 911 Carrera RSR (C) 1974 1. Kurt THIEL GT1							
4	1	2:12.931	37.595	59.829	35.507	213.4	10:12.374	1	1	3:42.285	1:49.124	1:10.454	42.707		3:42.285
5	1	2:03.551	24.920	1:00.501	38.130	203.2	12:15.925	2	1	2:08.960	26.444	1:03.226	39.290	187.6	5:51.245
6	1	1:58.083	24.414	56.027	37.642	192.9	14:14.008	3	1	2:13.947	25.973	1:05.934	42.404	209.3	8:05.192
7	1	1:55.376	23.479	56.726	35.171	213.8	16:09.384	4	1	2:06.285	26.772	1:00.781	38.732	186.4	10:11.477
8	1	1:54.986	23.526	56.257	35.203	205.0	18:04.370	5	1	2:04.634	24.825	1:00.701	39.108	196.3	12:16.111
9	1	1:56.926	25.096	57.002	34.828	188.9	20:01.296	6	1	2:04.812	25.257	1:00.303	39.252	199.9	14:20.923
10	1	2:21.129 B	24.303	1:03.185	53.641	203.5	22:22.425	7	1	2:01.877	24.305	59.544	38.028	208.5	16:22.800
11	1	5:15.450	3:33.282	1:03.183	38.985		27:37.875	8	1	2:01.148	24.032	59.057	38.059	221.0	18:23.948
12	1	2:14.525	24.683	58.606	51.236	202.8	29:52.400	9	1	2:02.358	24.416	59.195	38.747	219.7	20:26.306
13	1	2:33.380	40.596	1:14.924	37.860	80.0	32:25.780	10	1	2:02.604	24.713	59.494	38.397	215.0	22:28.910
14	1	2:14.408 B	25.567	59.941	48.900	181.8	34:40.188	11	1	2:01.683	23.864	59.254	38.565	215.0	24:30.593
15	1	3:54.754	2:18.883	58.700	37.171		38:34.942	12	1	2:01.117	23.824	59.508	37.785	203.5	26:31.710
16	1	1:56.014	22.854	56.314	36.846	222.4	40:30.956	13	1	2:04.213	23.987	1:01.059	39.167	211.7	28:35.923
17	1	2:15.860 B	23.895	1:02.655	49.310	210.5	42:46.816	14	1	2:19.770	23.905	1:16.253	39.612	222.8	30:55.693
18	1	3:09.637	1:31.138	58.757	39.742		45:56.453	15	1	2:01.196	24.171	58.893	38.132	205.0	32:56.889
4 Porsche 908/03 1971 1. Henrique GEMPERLE P+2L 2. Marc de SIEBENTHAL								16	1	2:00.828	23.819	59.233	37.776	222.4	34:57.717
1	2	5:28.456	3:50.467	1:00.837	37.152		5:28.456	17	1	2:00.559	23.879	58.798	37.882	218.4	36:58.276
2	2	1:51.650	23.247	54.923	33.480	202.0	7:20.106	18	1	2:01.167	24.048	59.370	37.749	207.0	38:59.443
3	2	1:48.725	22.768	52.774	33.183	229.3	9:08.831	19	1	2:00.356	23.806	58.950	37.600	219.7	40:59.799
4	2	2:03.941 B	22.118	53.626	48.197	218.0	11:12.772	20	1	2:02.644	23.812	1:00.714	38.118	215.9	43:02.443
5	2	11:28.154	9:55.936	56.555	35.663		22:40.926	21	1	2:00.833	23.884	59.116	37.833	216.7	45:03.276
6	2	1:49.201	22.216	52.225	34.760	208.9	24:30.127	7 Lola T70 Mk.3B 1969 1. Toni SEILER P+2L							
7	2	1:46.049	21.434	51.692	32.923	220.6	26:16.176	1	1	4:56.073	3:14.076	1:03.056	38.941		4:56.073
8	2	2:02.316 B	21.389	54.032	46.895	232.2	28:18.492	2	1	2:00.190	25.156	57.715	37.319	190.6	6:56.263
9	1	4:35.592	3:06.301	54.953	34.338		32:54.084	3	1	2:01.314	25.257	59.682	36.375	211.7	8:57.577
10	1	1:49.045	21.663	53.669	33.713	223.7	34:43.129	4	1	1:56.137	24.756	55.871	35.510	185.4	10:53.714
11	1	1:49.441	22.092	52.859	34.490	207.0	36:32.570	5	1	2:13.351 B	23.086	57.576	52.689	209.7	13:07.065
12	1	1:48.435	21.821	52.418	34.196	210.5	38:21.005	6	1	4:43.206	3:06.168	1:01.456	35.582		17:50.271
13	1	1:49.295	22.336	52.039	34.920	225.6	40:10.300	7	1	1:53.723	23.602	54.741	35.380	179.4	19:43.994
14	1	1:48.762	21.605	53.103	34.054	232.2	41:59.062	8	1	1:50.380	22.138	53.437	34.805	210.9	21:34.374
15	1	1:49.085	21.319	53.068	34.698	230.2	43:48.147	9	1	2:06.290 B	24.377	55.893	46.020	192.5	23:40.664
16	1	1:46.640	21.497	51.536	33.607	223.7	45:34.787	10	1	8:03.713	6:24.118	1:03.358	36.237		31:44.377
5 Chevron B19 1971 1. Olivier BREITMAYER P-2L								11	1	1:50.367	21.948	53.757	34.662	220.6	33:34.744
1	1	5:06.109	3:21.601	1:04.533	39.975		5:06.109	12	1	1:51.037	21.817	53.401	35.819	224.2	35:25.781
2	1	2:03.691	24.654	58.865	40.172	195.6	7:09.800	13	1	1:54.379	22.244	56.894	35.241	215.9	37:20.160
3	1	2:07.101	24.162	1:03.036	39.903	196.7	9:16.901	14	1	1:49.762	22.370	52.500	34.892	203.2	39:09.922
4	1	2:00.919	23.062	59.550	38.307	215.4	11:17.820	15	1	1:50.251	21.920	54.247	34.084	203.2	41:00.173
5	1	1:55.068	23.271	56.193	35.604	210.1	13:12.888	16	1	1:59.320	25.021	59.563	34.736	193.9	42:59.493
6	1	1:53.691	22.913	55.513	35.265	212.5	15:06.579	17	1	1:58.458	21.657	1:01.688	35.113	213.4	44:57.951
7	1	2:18.025 B	24.146	59.223	54.656	194.9	17:24.604	18	1	1:48.903	21.300	53.363	34.240	224.2	46:46.854
8	1	7:54.437	6:16.188	1:01.615	36.634		25:19.041	8 Chevron B21 1972 1. Romain BELLETESTE P-2L							
9	1	1:59.751	23.673	56.650	39.428	208.5	27:18.792	1	1	3:52.948	2:05.457	1:08.550	38.941		3:52.948
10	1	1:54.559	22.103	54.456	38.000	233.2	29:13.351	2	1	2:40.044 B	25.441	1:22.705	51.898	190.9	6:32.992
11	1	2:18.722	38.467	1:02.261	37.994	107.7	31:32.073	3	1	4:23.146	2:47.563	59.452	36.131		10:56.138
12	1	2:10.720	24.515	1:06.895	39.310	191.9	33:42.793	4	1	1:57.687	23.481	55.419	38.787	206.6	12:53.825
13	1	1:54.015	22.150	54.730	37.135	235.7	35:36.808	5	1	1:55.004	23.227	56.298	35.479	215.0	14:48.829
14	1	1:51.337	22.051	54.152	35.134	224.2	37:28.145	6	1	1:53.315	23.195	54.503	35.617	208.5	16:42.144





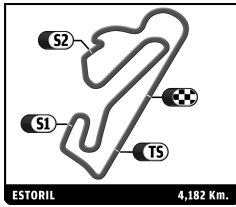
CLASSIC ENDURANCE RACING 1
ESTORIL CLASSICS
QUALIFYING

Sector Analysis

Personal Best Session Best B Crossing the finish line in pit lane

Lap	D	Time	Sector 1	Sector 2	Sector 3	T. Spd	Elapsed	Lap	D	Time	Sector 1	Sector 2	Sector 3	T. Spd	Elapsed															
7	1	1:52.079	22.994	54.299	34.786	219.3	18:34.223	1	1	4:29.400	2:33.879	1:12.006	43.515		4:29.400															
8	1	1:51.963	22.893	54.475	34.595	212.5	20:26.186	2	1	2:03.947	28.458	58.849	36.640	133.8	6:33.347															
9	1	2:10.587	23.110	56.775	50.702	211.3	22:36.773	3	1	1:54.694	24.482	55.857	34.355	180.9	8:28.041															
10	1	4:30.597	2:57.259	57.061	36.277		27:07.370	4	1	2:17.214	23.930	1:01.465	51.819	185.1	10:45.255															
11	1	1:51.976	22.444	54.757	34.775	215.4	28:59.346	5	1	6:27.545	4:54.894	57.662	34.989		17:12.800															
12	1	2:15.455	25.561	1:14.726	35.168	217.1	31:14.801	6	1	1:50.454	22.950	53.706	33.798	188.3	19:03.254															
13	1	1:51.680	22.434	54.585	34.661	213.8	33:06.481	7	1	1:55.206	23.051	56.156	35.999	191.5	20:58.460															
14	1	1:52.053	22.532	54.434	35.087	224.2	34:58.534	8	1	1:49.121	22.155	53.367	33.599	209.3	22:47.581															
15	1	2:30.607	25.783	1:05.977	58.847	172.4	37:29.141	9	1	2:23.186	24.301	1:03.680	55.205	209.3	25:10.767															
11 Ford GT40 (C) 1965 1. Frederic WAKEMAN 2. Mike GRANT-PETERKIN GT1								10								1	1	6:17.235	4:37.535	1:03.899	35.801		31:28.002							
1								1	3:37.322	1:42.539	1:14.032	40.751		3:37.322	11								1	1	1:49.809	22.428	53.671	33.710	205.8	33:17.811
2								1	2:03.464	24.886	1:01.034	37.544	193.6	5:40.786	12								1	1	1:50.206	21.869	54.263	34.074	214.6	35:08.017
3								1	2:00.133	24.406	58.706	37.021	190.2	7:40.919	13								1	1	1:49.906	21.666	53.414	34.826	230.2	36:57.923
4								1	2:03.926	25.000	1:01.161	37.765	186.7	9:44.845	14								1	1	2:13.874	24.233	1:09.103	40.538	206.6	39:11.797
5								1	1:57.329	23.633	57.517	36.179	200.9	11:42.174	15								1	1	1:56.428	21.933	56.198	38.297	215.9	41:08.225
6								1	2:02.038	25.250	59.831	36.957	167.2	13:44.212	16								1	1	1:53.914	22.286	54.909	36.719	200.9	43:02.139
7								1	1:55.746	23.269	56.417	36.060	196.0	15:39.958	17								1	1	1:50.075	21.958	54.053	34.064	219.7	44:52.214
8								1	2:21.352	25.084	1:04.010	52.258	184.5	18:01.310	19 Chevron B19 1971 1. Rolf SIGRIST P-2L															
9								2	4:22.731	2:40.345	1:02.944	39.442		22:24.041	1								1	1	2:59.597	1:14.654	1:07.173	37.770		2:59.597
10								2	1:58.405	24.473	57.887	36.045	169.2	24:22.446	2								1	2:09.817	25.692	1:07.044	37.081	203.9	5:09.414	
11								2	1:56.286	23.446	56.540	36.300	182.7	26:18.732	3								1	1:59.921	24.367	58.223	37.331	210.1	7:09.335	
12								2	1:58.122	23.019	57.980	37.123	198.1	28:16.854	4								1	1:55.784	23.814	56.695	35.275	208.1	9:05.119	
13								2	2:13.085	23.727	1:06.896	42.462	183.0	30:29.939	5								1	1:53.537	23.395	55.638	34.504	220.2	10:58.656	
14								2	2:05.565	23.914	59.446	42.205	185.4	32:35.504	6								1	1:55.398	23.030	54.626	37.742	220.6	12:54.054	
15								2	2:07.594	24.317	1:02.761	40.516	195.3	34:43.098	7								1	1:52.532	23.544	54.846	34.142	208.9	14:46.586	
16								2	1:55.406	23.186	56.232	35.988	193.2	36:38.504	8								1	1:53.769	23.701	54.493	35.575	215.9	16:40.355	
17								2	1:59.291	22.800	57.487	39.004	205.4	38:37.795	9								1	1:50.792	22.814	53.909	34.069	220.6	18:31.147	
18								2	2:07.697	22.771	1:07.739	37.187	197.4	40:45.492	10								1	2:01.934	22.897	54.404	44.633	205.0	20:33.081	
19								2	2:06.146	22.755	1:01.093	42.298	199.9	42:51.638	11								1	5:37.027	4:06.740	54.836	35.451		26:10.108	
20								2	1:55.047	22.806	55.658	36.583	205.4	44:46.685	12								1	1:50.699	22.350	54.429	33.920	233.2	28:00.807	
15 Chevron B19 1971 1. John EMBERSON 2. Nigel GREENSALL P-2L								13								1	2:21.019	21.916	53.071	1:06.032	229.3	30:21.826								
1								1	2:39.273	50.476	1:06.882	41.915		2:39.273	14								1	1:54.499	27.457	53.513	33.529	187.6	32:16.325	
2								1	2:04.475	25.883	1:00.281	38.311	193.6	4:43.748	15								1	1:48.479	21.898	52.767	33.814	235.1	34:04.804	
3								1	2:01.219	24.972	58.800	37.447	174.9	6:44.967	16								1	1:50.064	22.200	53.143	34.721	225.1	35:54.868	
4								1	1:58.163	24.131	57.238	36.794	195.6	8:43.130	17								1	1:47.396	21.679	52.121	33.596	222.8	37:42.264	
5								1	1:59.660	23.684	57.572	38.404	195.3	10:42.790	18								1	1:48.469	21.497	52.714	34.258	223.3	39:30.733	
6								1	1:57.885	25.399	57.265	35.221	192.2	12:40.675	19								1	2:04.084	21.424	52.964	49.696	230.2	41:34.817	
7								1	1:55.263	23.232	55.909	36.122	191.5	14:35.938	20								1	3:10.043	1:40.560	55.032	34.451		44:44.860	
8								1	2:07.656	25.002	56.963	45.691	180.0	16:43.594	21								1	1:47.060	21.271	52.151	33.638	228.8	46:31.920	
9								2	3:39.308	2:09.770	54.680	34.858		20:22.902	21 De Tomaso Pantera Gr. N 1975 1. Detlef VON DER LIECK 2. Ralf KELLENNERS GT1															
10								2	1:54.115	24.238	55.243	34.634	196.3	22:17.017	1								2	7:54.356	6:02.580	1:11.846	39.930		7:54.356	
11								2	1:47.669	22.228	51.759	33.682	215.9	24:04.686	2								2	2:26.530	26.213	1:07.036	53.281	191.2	10:20.886	
12								2	1:45.302	21.210	51.316	32.776	237.2	25:49.988	3								2	4:52.305	3:18.110	58.701	35.494		15:13.191	
13								2	1:55.720	21.023	51.345	43.352	240.3	27:45.708	4								2	1:51.845	22.771	54.697	34.377	205.8	17:05.036	
14								1	4:15.232	2:41.584	58.163	35.485		32:00.940	5								2	2:06.712	22.373	1:04.919	39.420	202.8	19:11.748	
15								1	1:53.602	23.226	54.578	35.798	204.3	33:54.542	6								2	1:51.772	22.363	54.643	34.766	210.5	21:03.520	
16								1	1:52.382	22.745	54.610	35.027	213.4	35:46.924	7								2	2:04.566	24.217	56.098	44.251	189.6	23:08.086	
17								1	1:51.915	22.561	54.405	34.949	212.5	37:38.839	8								1	5:07.963	3:30.965	1:00.230	36.768		28:16.049	
18								1	1:50.715	22.233	54.036	34.446	222.4	39:29.554	9								1	2:10.423	23.833	1:03.469	43.121	191.9	30:26.472	
19								1	3:42.719	21.942	2:30.036	50.741	227.9	43:12.273	10								1	1:58.658	25.170	56.910	36.578	166.9	32:25.130	
16 Lola T212 1971 1. Serge KRINKNOFF P-2L								11								1	1:57.498	24.388	57.017	36.093	188.3	34:22.628								
								12								1	1:58.480	23.965	58.337	36.178	192.5	36:21.108								
								13								1	1:57.478	23.458	58.117	35.903	199.1	38:18.586								





CLASSIC ENDURANCE RACING 1
ESTORIL CLASSICS
QUALIFYING

Sector Analysis

Personal Best Session Best B Crossing the finish line in pit lane

Lap	D	Time	Sector 1	Sector 2	Sector 3	T. Spd	Elapsed	Lap	D	Time	Sector 1	Sector 2	Sector 3	T. Spd	Elapsed	
14	1	2:29.381	B	27.745	1:09.577	52.059	173.2	40:47.967	12	1	2:22.537	25.593	1:04.954	51.990	176.5	29:49.429
15	1	3:37.830		2:03.572	58.139	36.119		44:25.797	13	1	2:23.796	38.633	1:04.567	40.596	84.0	32:13.225

22 Chevron B16 1970
1. Didier ROBIN P-2L
2. Arnold ROBIN

1	2	3:03.392	1:25.090	1:01.387	36.915		3:03.392	
2	2	1:59.717	23.802	1:00.179	35.736	200.9	5:03.109	
3	2	1:54.773	23.258	56.615	34.900	203.2	6:57.882	
4	2	1:58.182	24.714	57.229	36.239	207.0	8:56.064	
5	2	1:54.097	23.889	55.002	35.206	201.7	10:50.161	
6	2	2:08.388	B	23.692	57.315	47.381	187.0	12:58.549
7	1	6:10.510	B	4:17.413	1:04.011	49.086		19:09.059
8	1	3:20.694	B	1:31.007	59.708	49.979		22:29.753
9	1	3:35.496	1:59.019	59.606	36.871			26:05.249
10	1	1:59.902	24.061	58.456	37.385	209.7		28:05.151
11	1	2:29.115	B	24.148	1:02.607	1:02.360	200.9	30:34.266
12	1	3:24.998	1:49.994	58.050	36.954			33:59.264
13	1	1:55.862	24.026	56.137	35.699	207.4		35:55.126
14	1	1:56.289	23.649	56.024	36.616	210.9		37:51.415
15	1	1:55.944	23.504	55.966	36.474	221.9		39:47.359
16	1	2:02.421	25.632	1:00.542	36.247	218.0		41:49.780
17	1	1:54.550	23.073	55.808	35.669	216.7		43:44.330
18	1	1:53.704	23.028	55.613	35.063	217.6		45:38.034

26 Chevron B19 1971
1. Henry FLETCHER P-2L

1	1	2:26.564	46.674	1:02.367	37.523		2:26.564	
2	1	2:01.635	24.685	58.799	38.151	197.0	4:28.199	
3	1	1:57.196	24.572	56.258	36.366	186.1	6:25.395	
4	1	1:55.388	24.935	55.425	35.028	215.9	8:20.783	
5	1	1:57.955	26.069	55.874	36.012	178.8	10:18.738	
6	1	1:54.219	23.154	55.297	35.768	192.9	12:12.957	
7	1	1:51.932	23.072	54.403	34.457	218.9	14:04.889	
8	1	1:52.198	22.397	54.430	35.371	217.1	15:57.087	
9	1	1:51.462	22.672	54.323	34.467	210.5	17:48.549	
10	1	2:00.721	B	23.250	54.487	42.984	198.4	19:49.270
11	1	14:18.922		57.436	38.201			34:08.192
12	1	1:51.402	22.270	55.151	33.981	205.0		35:59.594
13	1	1:51.703	21.748	53.663	36.292	221.0		37:51.297
14	1	1:48.679	21.892	52.866	33.921	214.2		39:39.976
15	1	1:49.281	22.019	53.068	34.194	214.2		41:29.257
16	1	1:48.571	21.955	52.667	33.949	208.9		43:17.828
17	1	1:48.579	21.964	52.684	33.931	214.2		45:06.407

27 De Tomaso Pantera GTS 1975
1. Pedro SANCHEZ GT1
2. Michael FUNKE

1	2	3:37.457	1:46.941	1:09.875	40.641		3:37.457	
2	2	2:01.170	25.668	59.195	36.307	174.0	5:38.627	
3	2	1:57.794	24.343	57.397	36.054	180.6	7:36.421	
4	2	1:58.388	23.625	58.272	36.491	199.5	9:34.809	
5	2	1:56.741	24.211	56.951	35.579	186.1	11:31.550	
6	2	1:54.763	23.534	55.931	35.298	196.3	13:26.313	
7	2	2:15.532	B	24.623	1:00.407	50.502	188.6	15:41.845
8	1	5:21.922	3:28.170	1:08.351	45.401			21:03.767
9	1	2:08.965	26.456	1:03.963	38.546	167.5		23:12.732
10	1	2:05.712	25.237	1:01.550	38.925	197.7		25:18.444
11	1	2:08.448	25.625	1:02.965	39.858	185.1		27:26.892

12	1	2:22.537	25.593	1:04.954	51.990	176.5	29:49.429
13	1	2:23.796	38.633	1:04.567	40.596	84.0	32:13.225
14	1	2:05.519	25.016	1:01.586	38.917	201.7	34:18.744
15	1	2:08.289	26.341	1:02.896	39.052	190.6	36:27.033
16	1	2:11.239	26.999	1:02.182	42.058	188.3	38:38.272
17	1	2:09.169	25.051	1:03.263	40.855	189.6	40:47.441
18	1	2:04.187	24.587	1:01.306	38.294	209.7	42:51.628
19	1	2:06.305	25.004	1:02.964	38.337	188.3	44:57.933
20	1	2:03.330	24.440	1:00.766	38.124	200.2	47:01.263

38 Porsche 910 1967
1. John ROMANO P-2L

1	1	2:48.184	55.546	1:09.977	42.661		2:48.184	
2	1	2:10.259	27.301	1:03.251	39.707	171.3	4:58.443	
3	1	2:26.463	B	27.154	1:03.312	55.997	167.2	7:24.906
4	1	4:37.494	2:49.833	1:08.054	39.607			12:02.400
5	1	2:07.936	26.732	1:03.083	38.121	168.7		14:10.336
6	1	2:05.252	25.460	1:01.894	37.898	181.8		16:15.588
7	1	2:02.329	24.616	59.644	38.069	195.3		18:17.917
8	1	2:03.763	25.165	59.999	38.599	192.2		20:21.680
9	1	2:04.531	25.263	1:00.579	38.689	187.6		22:26.211
10	1	2:06.406	25.428	1:01.785	39.193	170.8		24:32.617
11	1	2:04.573	24.375	1:00.625	39.573	182.1		26:37.190
12	1	2:05.319	25.395	1:00.868	39.056	192.9		28:42.509
13	1	2:47.162	B	25.104	1:24.165	57.893	186.1	31:29.671
14	1	5:40.380	B	3:28.955	1:08.791	1:02.634		37:10.051
15	1	3:23.210	1:38.497	1:05.239	39.474			40:33.261
16	1	2:07.963	24.613	1:04.367	38.983	182.1		42:41.224
17	1	2:04.720	25.423	1:00.387	38.910	182.4		44:45.944

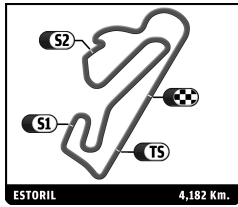
40 Ford GT40 1968
1. Philippe SCEMAMA GT1

1	1	2:21.173	37.561	1:04.194	39.418		2:21.173	
2	1	2:06.432	25.886	1:01.979	38.567	168.7	4:27.605	
3	1	2:01.219	24.827	1:00.101	36.291	176.3	6:28.824	
4	1	1:58.154	24.041	57.759	36.354	189.6	8:26.978	
5	1	1:56.829	23.987	57.046	35.796	190.9	10:23.807	
6	1	2:13.047	B	24.410	1:01.770	46.867	184.2	12:36.854
7	1	8:00.561	6:26.433	58.519	35.609			20:37.415
8	1	1:55.761	23.362	56.951	35.448	199.1		22:33.176
9	1	1:56.716	24.241	56.304	36.171	193.9		24:29.892
10	1	1:54.395	23.451	55.701	35.243	180.6		26:24.287
11	1	1:53.843	22.835	56.008	35.000	196.7		28:18.130
12	1	2:23.951	B	23.888	1:06.701	53.362	196.0	30:42.081
13	1	11:12.439	9:35.807	1:00.785	35.847			41:54.520
14	1	1:53.695	23.049	55.502	35.144	195.3		43:48.215
15	1	1:52.274	22.781	54.465	35.028	198.8		45:40.489

42 Lola T212 1971
1. Christophe BEAUDON P-2L

1	1	2:53.661	1:00.222	1:10.523	42.916		2:53.661	
2	1	2:23.482	29.565	1:11.995	41.922	161.6	5:17.143	
3	1	2:09.691	28.657	1:02.814	38.220	174.6	7:26.834	
4	1	2:23.142	B	25.759	1:07.116	50.267	186.7	9:49.976
5	1	6:54.081	5:13.699	1:02.106	38.276			16:44.057
6	1	2:01.513	26.329	58.809	36.375	196.0		18:45.570
7	1	1:58.477	25.206	57.302	35.969	230.2		20:44.047





CLASSIC ENDURANCE RACING 1
ESTORIL CLASSICS
QUALIFYING

Sector Analysis

Personal Best Session Best B Crossing the finish line in pit lane

Lap	D	Time	Sector 1	Sector 2	Sector 3	T. Spd	Elapsed	Lap	D	Time	Sector 1	Sector 2	Sector 3	T. Spd	Elapsed
8	1	1:58.169	24.915	57.589	35.665	198.4	22:42.216	7	2	1:52.562	22.824	55.163	34.575	210.1	19:56.615
9	1	1:53.099	22.647	55.256	35.196	225.1	24:35.315	8	2	1:50.478	22.510	53.995	33.973	208.1	21:47.093
10	1	1:59.037	24.791	58.592	35.654	176.8	26:34.352	9	2	1:50.731	22.604	54.352	33.775	202.4	23:37.824
11	1	1:57.930	22.623	57.596	37.711	231.2	28:32.282	10	2	1:49.222	22.320	53.453	33.449	206.6	25:27.046
12	1	2:13.144	22.505	1:12.353	38.286	230.7	30:45.426	11	2	2:08.313 B	25.334	56.303	46.676	197.7	27:35.359
13	1	1:51.846	23.269	54.285	34.292	204.3	32:37.272	12	1	3:44.175	1:48.294	1:19.646	36.235		31:19.534
14	1	1:56.722	22.995	56.625	37.102	236.2	34:33.994	13	1	1:54.757	23.940	55.565	35.252	213.4	33:14.291
15	1	1:53.338	23.365	54.575	35.398	226.5	36:27.332	14	1	1:56.386	23.166	57.691	35.529	215.4	35:10.677
16	1	1:56.942	26.041	56.111	34.790	188.3	38:24.274	15	1	1:55.893	23.158	57.544	35.191	206.6	37:06.570
17	1	1:54.399	24.365	54.930	35.104	218.0	40:18.673	16	1	1:54.090	23.536	55.437	35.117	203.9	39:00.660
18	1	1:57.923	22.572	59.252	36.099	222.4	42:16.596	17	1	1:58.766	23.268	58.922	36.576	208.1	40:59.426
19	1	1:55.754	24.104	57.377	34.273	209.3	44:12.350	18	1	1:55.920	22.731	57.938	35.251	218.9	42:55.346
20	1	1:50.599	22.258	54.090	34.251	230.2	46:02.949	19	1	1:54.586	22.898	56.215	35.473	214.6	44:49.932
								20	1	1:56.960	24.891	57.465	34.604	210.5	46:46.892

45 Chevron B19 1971
1. Gianluigi CANDIANI P-2L
2. Frédéric ROUVIER

1	2	4:17.016	2:41.120	1:01.408	34.488		4:17.016
2	2	1:52.802	24.258	54.846	33.698	226.9	6:09.818
3	2	1:54.868	23.615	56.869	34.384	200.2	8:04.686
4	2	1:50.043	23.804	53.079	33.160	212.5	9:54.729
5	2	1:49.273	22.147	53.396	33.730	219.7	11:44.002
6	2	1:53.279	25.423	54.222	33.634	190.2	13:37.281
7	2	1:48.685	22.023	53.306	33.356	208.1	15:25.966
8	2	1:46.928	21.589	52.298	33.041	224.6	17:12.894
9	2	2:13.552 B	24.482	57.308	51.762	172.7	19:26.446
10	1	4:46.372	3:11.396	59.120	35.856		24:12.818
11	1	1:55.597	23.738	56.228	35.631	227.9	26:08.415

47 Lola T70 Mk.2 1966
1. Marcel BERNET P+2L

1	1	3:56.941	2:10.455	1:07.427	39.059		3:56.941
2	1	2:05.090	26.202	1:01.171	37.717	160.9	6:02.031
3	1	2:13.856	26.388	1:05.489	41.979	173.8	8:15.887
4	1	2:05.171	26.337	1:00.237	38.597	165.7	10:21.058
5	1	2:01.811	25.299	59.054	37.458	162.3	12:22.869
6	1	2:16.655 B	24.089	1:00.395	52.171	212.1	14:39.524
7	1	4:19.915	2:39.311	1:02.467	38.137		18:59.439
8	1	2:09.319	28.692	1:01.700	38.927	173.5	21:08.758
9	1	2:00.804	25.107	59.322	36.375	161.3	23:09.562
10	1	1:58.369	24.346	57.712	36.311	180.3	25:07.931
11	1	1:59.633	24.658	57.919	37.056	185.7	27:07.564
12	1	2:02.098	24.610	58.862	38.626	168.2	29:09.662
13	1	2:18.643	32.421	1:08.191	38.031	132.7	31:28.305
14	1	1:59.875	25.213	57.513	37.149	178.5	33:28.180
15	1	1:58.050	24.674	56.739	36.637	173.8	35:26.230
16	1	2:18.033 B	25.753	1:00.616	51.664	194.2	37:44.263
17	1	4:30.908	2:50.361	1:02.741	37.806		42:15.171
18	1	2:21.005 B	25.055	1:03.045	52.905	180.6	44:36.176

50 Lola T212 1971
1. Stephan JOEBSTL P-2L
2. Andy WILLIS

1	1	2:47.732	1:02.694	1:03.591	41.447		2:47.732
2	1	2:05.613	26.657	1:01.856	37.100	183.3	4:53.345
3	1	2:02.739	24.710	59.844	38.185	206.6	6:56.084
4	1	2:05.750	26.205	1:01.641	37.904	192.2	9:01.834
5	1	2:14.762 B	24.673	1:00.838	49.251	207.4	11:16.596
6	2	6:47.457	5:13.241	57.828	36.388		18:04.053

51 Porsche 911 Carrera RSR 3.0 1974
1. Frédéric DI EGIDIO GT1

1	1	4:29.625	2:42.177	1:07.425	40.023		4:29.625
2	1	2:04.264	26.237	59.862	38.165	173.2	6:33.889
3	1	2:03.627	25.286	59.731	38.610	184.8	8:37.516
4	1	2:07.271	25.567	1:01.072	40.632	200.9	10:44.787
5	1	2:02.984	25.155	59.949	37.880	195.6	12:47.771
6	1	2:03.272	24.879	1:00.471	37.922	199.9	14:51.043
7	1	2:01.199	24.320	59.479	37.400	215.4	16:52.242
8	1	2:02.666	25.083	1:00.105	37.478	216.7	18:54.908
9	1	2:01.184	24.832	58.889	37.463	186.7	20:56.092
10	1	2:00.065	24.233	58.242	37.590	204.3	22:56.157
11	1	2:00.323	23.901	58.910	37.512	214.6	24:56.480
12	1	2:11.554 B	24.463	59.623	47.468	192.5	27:08.034
13	1	4:23.826	2:41.238	1:05.214	37.374		31:31.860
14	1	1:59.362	23.810	58.198	37.354	215.4	33:31.222
15	1	2:00.619	24.365	58.689	37.565	215.9	35:31.841
16	1	1:59.550	23.808	58.423	37.319	216.7	37:31.391
17	1	2:00.579	24.056	58.789	37.734	212.9	39:31.970
18	1	2:00.791	23.819	59.131	37.841	216.3	41:32.761
19	1	2:00.176	23.874	58.459	37.843	219.3	43:32.937
20	1	2:00.113	23.676	59.266	37.171	222.8	45:33.050

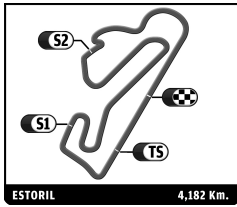
53 Lola T70 Mk.3B 1969
1. Richard BRADLEY P+2L

1	1	2:45.769 B	53.297	1:04.494	47.978		2:45.769
2	1	11:03.930	9:31.122	57.337	35.471		13:49.699
3	1	1:51.690	23.279	54.176	34.235	203.9	15:41.389
4	1	1:51.799	23.401	53.983	34.415	207.7	17:33.188
5	1	2:04.912 B	23.572	55.173	46.167	187.3	19:38.100
6	1	7:37.666	6:07.342	55.060	35.264		27:15.766
7	1	1:53.505	21.678	53.628	38.199	205.0	29:09.271
8	1	2:21.884 B	27.819	1:06.767	47.298	174.3	31:31.155
9	1	4:03.196	2:31.240	55.734	36.222		35:34.351
10	1	2:02.073 B	22.070	55.000	45.003	200.9	37:36.424

54 Ford GT40 1965
1. Tony WOOD GT1

1	1	2:42.203	50.340	1:12.492	39.371		2:42.203
2	1	2:05.865	25.663	1:01.850	38.352	189.2	4:48.068
3	1	2:02.078	24.687	1:00.277	37.114	176.3	6:50.146
4	1	2:01.468	25.514	59.408	36.546	190.9	8:51.614



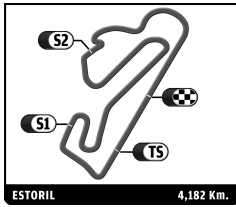


CLASSIC ENDURANCE RACING 1
ESTORIL CLASSICS
QUALIFYING

Sector Analysis

Personal Best Session Best B Crossing the finish line in pit lane

Lap	D	Time	Sector 1	Sector 2	Sector 3	T. Spd	Elapsed	Lap	D	Time	Sector 1	Sector 2	Sector 3	T. Spd	Elapsed
59 Porsche 911 Carrera RSR 3.0 1974 1. Jean-Louis BONNET GT1															
1	1	4:51.110	2:57.407	1:11.184	42.519		4:51.110	1	1	4:51.110	2:57.407	1:11.184	42.519		4:51.110
2	1	2:13.268	26.515	1:06.610	40.143	191.5	7:04.378	2	1	2:13.268	26.515	1:06.610	40.143	191.5	7:04.378
3	1	2:13.214	26.567	1:05.737	40.910	188.6	9:17.592	3	1	2:13.214	26.567	1:05.737	40.910	188.6	9:17.592
4	1	2:23.517 B	26.320	1:03.249	53.948	182.4	11:41.109	4	1	2:23.517 B	26.320	1:03.249	53.948	182.4	11:41.109
5	1	5:00.697	3:12.643	1:06.456	41.598		16:41.806	5	1	5:00.697	3:12.643	1:06.456	41.598		16:41.806
6	1	2:12.318	26.751	1:05.162	40.405	179.4	18:54.124	6	1	2:12.318	26.751	1:05.162	40.405	179.4	18:54.124
7	1	2:11.643	27.340	1:03.729	40.574	182.7	21:05.767	7	1	2:11.643	27.340	1:03.729	40.574	182.7	21:05.767
8	1	2:09.219	26.870	1:03.362	38.987	172.7	23:14.986	8	1	2:09.219	26.870	1:03.362	38.987	172.7	23:14.986
9	1	2:08.970	26.000	1:03.511	39.459	192.2	25:23.956	9	1	2:08.970	26.000	1:03.511	39.459	192.2	25:23.956
10	1	2:11.768	28.297	1:04.077	39.394	194.6	27:35.724	10	1	2:11.768	28.297	1:04.077	39.394	194.6	27:35.724
11	1	2:27.935 B	26.752	1:03.392	57.791	184.8	30:03.659	11	1	2:27.935 B	26.752	1:03.392	57.791	184.8	30:03.659
12	1	5:36.962	3:49.435	1:04.597	42.930		35:40.621	12	1	5:36.962	3:49.435	1:04.597	42.930		35:40.621
13	1	2:11.534	27.132	1:04.233	40.169	183.3	37:52.155	13	1	2:11.534	27.132	1:04.233	40.169	183.3	37:52.155
14	1	2:11.063	27.068	1:03.748	40.247	187.6	40:03.218	14	1	2:11.063	27.068	1:03.748	40.247	187.6	40:03.218
15	1	2:14.368	26.413	1:06.973	40.982	195.6	42:17.586	15	1	2:14.368	26.413	1:06.973	40.982	195.6	42:17.586
16	1	2:07.828	26.021	1:02.243	39.564	197.4	44:25.414	16	1	2:07.828	26.021	1:02.243	39.564	197.4	44:25.414
17	1	2:09.672	26.228	1:03.302	40.142	182.4	46:35.086	17	1	2:09.672	26.228	1:03.302	40.142	182.4	46:35.086
55 Chevron B19 1971 1. François RIVAZ P-2L 2. Alexander FURIANI															
1	2	3:14.366 B	39.847	1:17.439	1:17.080		3:14.366	1	2	3:14.366 B	39.847	1:17.439	1:17.080		3:14.366
2	2	5:14.985 B	2:31.958	1:36.702	1:06.325		8:29.351	2	2	5:14.985 B	2:31.958	1:36.702	1:06.325		8:29.351
3	1	15:02.546	...	1:00.247	35.284		23:31.897	3	1	15:02.546	...	1:00.247	35.284		23:31.897
4	1	1:53.448	23.450	55.194	34.804	192.2	25:25.345	4	1	1:53.448	23.450	55.194	34.804	192.2	25:25.345
5	1	2:10.751	39.267	56.380	35.104	215.0	27:36.096	5	1	2:10.751	39.267	56.380	35.104	215.0	27:36.096
6	1	2:18.174 B	23.506	55.390	59.278	203.2	29:54.270	6	1	2:18.174 B	23.506	55.390	59.278	203.2	29:54.270
7	1	2:54.273	1:23.128	56.066	35.079		32:48.543	7	1	2:54.273	1:23.128	56.066	35.079		32:48.543
8	1	1:53.279	23.559	54.996	34.724	206.2	34:41.822	8	1	1:53.279	23.559	54.996	34.724	206.2	34:41.822
9	1	2:09.505 B	25.930	58.731	44.844	187.0	36:51.327	9	1	2:09.505 B	25.930	58.731	44.844	187.0	36:51.327
10	2	3:22.629	1:53.169	54.880	34.580		40:13.956	10	2	3:22.629	1:53.169	54.880	34.580		40:13.956
11	2	1:55.074	22.272	57.319	35.483	218.9	42:09.030	11	2	1:55.074	22.272	57.319	35.483	218.9	42:09.030
12	2	1:53.175	22.871	54.349	35.955	227.4	44:02.205	12	2	1:53.175	22.871	54.349	35.955	227.4	44:02.205
13	2	1:50.566	21.977	53.532	35.057	229.3	45:52.771	13	2	1:50.566	21.977	53.532	35.057	229.3	45:52.771
57 Lola T70 Mk.3 1968 1. Christophe GADAIIS P+2L															
1	1	4:35.031	2:41.749	1:11.522	41.760		4:35.031	1	1	4:35.031	2:41.749	1:11.522	41.760		4:35.031
2	1	2:13.667	28.088	1:05.805	39.774	155.2	6:48.698	2	1	2:13.667	28.088	1:05.805	39.774	155.2	6:48.698
3	1	2:01.279	25.290	59.606	36.383	198.1	8:49.977	3	1	2:01.279	25.290	59.606	36.383	198.1	8:49.977
4	1	1:59.632	24.431	59.169	36.032	192.2	10:49.609	4	1	1:59.632	24.431	59.169	36.032	192.2	10:49.609
5	1	2:05.047	26.047	58.221	40.779	188.0	12:54.656	5	1	2:05.047	26.047	58.221	40.779	188.0	12:54.656
6	1	1:57.733	24.185	57.720	35.828	196.7	14:52.389	6	1	1:57.733	24.185	57.720	35.828	196.7	14:52.389
7	1	1:57.062	23.958	57.259	35.845	194.9	16:49.451	7	1	1:57.062	23.958	57.259	35.845	194.9	16:49.451
8	1	1:59.713	24.027	59.640	36.046	183.9	18:49.164	8	1	1:59.713	24.027	59.640	36.046	183.9	18:49.164
9	1	1:58.623	23.766	58.450	36.407	200.9	20:47.787	9	1	1:58.623	23.766	58.450	36.407	200.9	20:47.787
10	1	2:10.670 B	23.519	56.081	51.070	200.9	22:58.457	10	1	2:10.670 B	23.519	56.081	51.070	200.9	22:58.457
11	1	4:36.446	2:59.886	59.816	36.744		27:34.903	11	1	4:36.446	2:59.886	59.816	36.744		27:34.903
12	1	2:21.270 B	24.312	57.763	59.195	193.2	29:56.173	12	1	2:21.270 B	24.312	57.763	59.195	193.2	29:56.173
13	1	2:51.930	1:19.367	56.650	35.913		32:48.103	13	1	2:51.930	1:19.367	56.650	35.913		32:48.103
14	1	1:58.653	25.014	58.208	35.431	197.7	34:46.756	14	1	1:58.653	25.014	58.208	35.431	197.7	34:46.756
15	1	2:00.361	24.386	57.212	38.763	197.4	36:47.117	15	1	2:00.361	24.386	57.212	38.763	197.4	36:47.117
16	1	1:55.164	23.421	56.109	35.634	209.3	38:42.281	16	1	1:55.164	23.421	56.109	35.634	209.3	38:42.281
17	1	1:55.341	23.175	56.436	35.730	207.4	40:37.622	17	1	1:55.341	23.175	56.436	35.730	207.4	40:37.622
18	1	2:01.839	23.713	1:01.602	36.524	205.0	42:39.461	18	1	2:01.839	23.713	1:01.602	36.524	205.0	42:39.461
19	1	1:54.643	22.651	56.166	35.826	217.6	44:34.104	19	1	1:54.643	22.651	56.166	35.826	217.6	44:34.104
20	1	1:56.521	22.703	57.529	36.289	219.7	46:30.625	20	1	1:56.521	22.703	57.529	36.289	219.7	46:30.625
62 Chevron B19 1971 1. Michael BIRCH P-2L															
1	1	6:09.092	4:27.368	1:03.747	37.977		6:09.092	1	1	6:09.092	4:27.368	1:03.747	37.977		6:09.092
2	1	2:03.512	24.722	59.132	39.658	211.3	8:12.604	2	1	2:03.512	24.722	59.132	39.658	211.3	8:12.604
3	1	1:58.656	24.764	57.434	36.458	208.5	10:11.260	3	1	1:58.656	24.764	57.434	36.458	208.5	10:11.260
4	1	1:53.813	23.273	55.791	34.749	216.7	12:05.073	4	1	1:53.813	23.273	55.791	34.749	216.7	12:05.073
5	1	2:12.770 B	24.262	1:00.351	48.157	186.7	14:17.843	5	1	2:12.770 B	24.262	1:00.351	48.157	186.7	14:17.843
6	1	3:02.010	1:26.169	59.389	36.452		17:19.853	6	1	3:02.010	1:26.169	59.389	36.452		17:19.853
7	1	1:52.580	22.669	55.421	34.490	229.3	19:12.433	7	1	1:52.580	22.669	55.421	34.490	229.3	19:12.433
8	1	1:55.127	22.925	55.318	36.884	199.5	21:07.560	8	1	1:55.127	22.925	55.318	36.884	199.5	21:07.560
9	1	1:58.000	24.006	58.039	35.955	205.4	23:05.560	9	1	1:58.000	24.006	58.039	35.955	205.4	23:05.560
10	1	1:51.261	22.518	54.463	34.280	222.4	24:56.821	10	1	1:51.261	22.518	54.463	34.280	222.4	24:56.821
11	1	1:55.295	23.562	56.072	35.661	204.3	26:52.116	11	1	1:55.295	23.562	56.072	35.661	204.3	26:52.116
12	1	2:07.405 B	22.456	54.118	50.831	222.8	28:59.521	12	1	2:07.405 B	22.456	54.118	50.831	222.8	28:59.521
13	1	3:36.506	2:01.045	59.573	35.888		32:36.027	13	1	3:36.506	2:01.045	59.573	35.888		32:36.027
14	1	1:54.020	22.754	56.033	35.233	221.9	34:30.047	14	1	1:54.020	22.754	56.033	35.233	221.9	34:30.047
15	1	1:54.788	22.264	55.369	37.155	218.4	36:24.835	15	1	1:54.788	22.264	55.369	37.155	218.4	36:24.835
16	1	1:51.788	22.200	54.430	35.158	224.2	38:16.623	16	1	1:51.788	22.200	54.430	35.158	224.2	38:16.623
17	1	1:54.136	22.175	55.296	36.665	227.4	40:10.759	17	1	1:54.136	22.175	55.296	36.665	227.4	40:10.759
18	1	1:57.558	23.136	59.119	35.303	221.5	42:08.317	18	1	1:57.558	23.136	59.119	35.303	221.5	42:08.317
19	1	1:58.751	26.258	57.272	35.221	221.9	44:07.068	19	1	1:58.751	26.258	57.272	35.221	221.9	44:07.068
20	1	1:51.369	22.2												



CLASSIC ENDURANCE RACING 1
ESTORIL CLASSICS
QUALIFYING

Sector Analysis

Personal Best Session Best B Crossing the finish line in pit lane

Lap	D	Time	Sector 1	Sector 2	Sector 3	T. Spd	Elapsed	Lap	D	Time	Sector 1	Sector 2	Sector 3	T. Spd	Elapsed
12	1	2:01.155	24.790	59.273	37.092	179.7	26:06.726								
13	1	2:04.131	24.760	1:00.585	38.786	178.8	28:10.857								
14	1	2:26.059	B	24.474	1:03.758	57.827	183.0	30:36.916							
15	1	5:32.542	3:49.357	1:03.358	39.827		36:09.458								
16	1	2:01.554	25.235	58.963	37.356	166.9	38:11.012								
17	1	2:01.925	23.699	59.005	39.221	194.9	40:12.937								
18	1	2:08.344	24.859	1:04.182	39.303	184.8	42:21.281								
19	1	2:01.028	23.895	58.699	38.434	199.1	44:22.309								
20	1	2:03.212	24.075	1:00.557	38.580	197.0	46:25.521								

67 Porsche 906 1967
1. Luca LITTARDI P-2L

1	1	4:33.987	2:38.034	1:13.300	42.653		4:33.987	
2	1	2:14.280	28.261	1:05.046	40.973	157.7	6:48.267	
3	1	2:10.356	26.971	1:02.929	40.456	176.0	8:58.623	
4	1	2:22.990	B	25.352	1:03.809	53.829	203.2	11:21.613
5	1	3:13.143	1:29.509	1:01.655	41.979		14:34.756	
6	1	2:07.453	26.732	1:00.959	39.762	202.8	16:42.209	
7	1	2:13.546	28.447	1:03.657	41.442	183.3	18:55.755	
8	1	2:20.746	28.753	1:08.379	43.614	178.8	21:16.501	
9	1	2:04.217	25.380	1:00.252	38.585	210.9	23:20.718	
10	1	2:03.716	24.980	59.942	38.794	213.8	25:24.434	
11	1	2:09.457	28.899	1:01.695	38.863	190.2	27:33.891	
12	1	2:37.836	B	30.902	1:02.757	1:04.177	188.0	30:11.727
13	1	3:46.567	2:04.362	1:02.026	40.179		33:58.294	
14	1	2:15.204	27.503	1:07.180	40.521	187.3	36:13.498	
15	1	2:08.948	24.837	1:04.480	39.631	205.4	38:22.446	
16	1	2:08.920	27.040	1:03.360	38.520	208.9	40:31.366	
17	1	2:15.069	24.737	1:11.020	39.312	209.7	42:46.435	
18	1	2:04.117	24.760	1:00.917	38.440	205.8	44:50.552	
19	1	2:03.766	25.147	1:00.179	38.440	203.2	46:54.318	

68 Porsche 911 Carrera RSR 3.0 1974
1. Claudio RODDARO GT1
2. Michel SPEYER

1	1	4:50.464	3:08.212	1:04.443	37.809		4:50.464	
2	1	1:57.856	24.775	57.028	36.053	211.7	6:48.320	
3	1	1:56.138	23.995	56.332	35.811	212.1	8:44.458	
4	1	1:56.994	23.705	56.431	36.858	214.6	10:41.452	
5	1	1:57.204	25.046	56.371	35.787	207.4	12:38.656	
6	1	1:56.200	24.363	56.026	35.811	200.2	14:34.856	
7	1	1:56.042	23.832	56.226	35.984	212.9	16:30.898	
8	1	1:55.612	23.710	56.166	35.736	205.0	18:26.510	
9	1	1:55.212	23.602	55.888	35.722	212.9	20:21.722	
10	1	2:13.117	B	23.777	56.573	52.767	216.3	22:34.839
11	2	3:35.487	1:59.541	59.442	36.504		26:10.326	
12	2	1:59.728	23.855	58.134	37.739	214.2	28:10.054	
13	2	2:14.587	23.684	1:01.723	49.180	218.9	30:24.641	
14	2	1:58.032	23.984	57.396	36.652	211.7	32:22.673	
15	2	1:57.838	23.564	57.322	36.952	218.0	34:20.511	
16	2	1:57.091	24.103	57.143	35.845	210.1	36:17.602	
17	2	1:56.503	23.661	56.752	36.090	215.9	38:14.105	
18	2	1:58.033	23.555	57.240	37.238	214.2	40:12.138	
19	2	2:03.572	23.686	1:01.949	37.937	206.2	42:15.710	
20	2	1:59.835	25.306	58.355	36.174	198.4	44:15.545	
21	2	1:58.120	23.531	57.339	37.250	225.6	46:13.665	

70 Lola T70 Mk.3B 1969
1. Pierre-Alain FRANCE P+2L

1	1	4:28.370	2:39.524	1:07.620	41.226		4:28.370	
2	1	2:16.124	B	26.461	59.602	50.061	159.9	6:44.494
3	1	9:16.699	7:38.484	1:01.635	36.580		16:01.193	
4	1	2:03.063	25.958	1:00.112	36.993	227.9	18:04.256	
5	1	1:56.014	24.177	57.091	34.746	195.6	20:00.270	
6	1	1:53.252	22.957	55.376	34.919	213.8	21:53.522	
7	1	1:53.226	22.639	55.483	35.104	223.7	23:46.748	
8	1	1:53.894	23.484	55.608	34.802	224.6	25:40.642	
9	1	1:54.370	23.555	54.927	35.888	210.1	27:35.012	
10	1	2:15.838	B	22.642	54.664	58.532	214.2	29:50.850
11	1	3:36.193	2:03.799	56.659	35.735		33:27.043	
12	1	1:53.233	23.333	55.032	34.868	226.9	35:20.276	
13	1	1:54.204	23.145	55.412	35.647	239.2	37:14.480	
14	1	1:51.553	22.951	54.005	34.597	237.7	39:06.033	
15	1	1:55.754	25.012	55.886	34.856	251.2	41:01.787	
16	1	1:56.139	23.484	57.241	35.414	194.6	42:57.926	
17	1	1:52.332	22.381	54.561	35.390	219.7	44:50.258	
18	1	1:53.269	23.811	54.611	34.847	215.4	46:43.527	

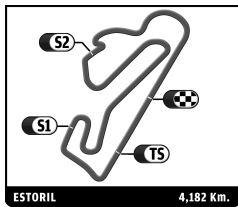
78 Porsche 911 Carrera RSR 3.0 (C) 1974
1. Roberto BENUCCI GT1
2. Fabio BABINI

1	1	3:41.829	1:41.299	1:17.066	43.464		3:41.829	
2	1	2:17.830	30.850	1:06.777	40.203	157.0	5:59.659	
3	1	2:16.358	28.152	1:04.465	43.741	176.8	8:16.017	
4	1	2:23.225	32.233	1:10.476	40.516	133.0	10:39.242	
5	1	2:15.076	29.729	1:04.348	40.999	161.3	12:54.318	
6	1	2:10.727	27.497	1:03.293	39.937	166.2	15:05.045	
7	1	2:08.335	26.910	1:02.159	39.266	191.9	17:13.380	
8	1	2:10.525	27.459	1:03.904	39.162	162.5	19:23.905	
9	1	2:08.696	26.679	1:03.106	38.911	163.7	21:32.601	
10	1	2:35.901	B	29.801	1:12.382	53.718	179.4	24:08.502
11	2	4:29.918	2:52.670	1:00.563	36.685		28:38.420	
12	2	2:17.165	23.330	1:17.762	36.073	214.2	30:55.585	
13	2	1:54.901	22.985	55.545	36.371	220.2	32:50.486	
14	2	1:55.467	23.030	56.681	35.756	218.9	34:45.953	
15	2	1:54.014	22.656	55.446	35.912	225.1	36:39.967	
16	2	2:01.798	22.598	59.666	39.534	226.9	38:41.765	
17	2	1:54.085	22.787	55.540	35.758	225.1	40:35.850	
18	2	2:13.035	B	22.668	1:00.852	49.515	223.3	42:48.885

79 Chevron B8 1969
1. Daniel ROUSTAN P-2L

1	1	3:49.742	2:03.170	1:06.576	39.996		3:49.742
2	1	2:06.617	25.949	1:02.584	38.084	215.4	5:56.359
3	1	2:08.764	25.423	1:01.612	41.729	208.1	8:05.123
4	1	2:03.597	26.095	59.960	37.542	195.6	10:08.720
5	1	2:03.469	25.656	59.955	37.858	180.9	12:12.189
6	1	2:31.144	25.279	58.642	1:07.223	208.1	14:43.333
7	1	2:10.219	27.636	1:05.010	37.573	179.4	16:53.552
8	1	2:03.127	25.530	59.966	37.631	188.9	18:56.679
9	1	2:05.536	26.124	59.497	39.915	188.0	21:02.215
10	1	2:04.404	26.250	1:00.674	37.480	196.0	23:06.619
11	1	2:00.907	24.516	59.162	37.229	198.4	25:07.526
12	1	2:01.972	24.500	1:00.508	36.964	210.5	27:09.498





CLASSIC ENDURANCE RACING 1
ESTORIL CLASSICS
QUALIFYING

Sector Analysis

Personal Best Session Best B Crossing the finish line in pit lane

Lap	D	Time	Sector 1	Sector 2	Sector 3	T. Spd	Elapsed	Lap	D	Time	Sector 1	Sector 2	Sector 3	T. Spd	Elapsed
13	1	2:05.081	24.446	58.380	42.255	192.2	29:14.579	3	1	1:54.967	25.131	55.495	34.341	194.6	8:51.870
14	1	2:18.939	38.718	1:03.326	36.895	90.8	31:33.518	4	1	1:52.267	23.502	54.358	34.407	205.8	10:44.137
15	1	2:00.422	24.255	58.376	37.791	208.9	33:33.940	5	1	1:54.806	24.642	55.502	34.662	192.2	12:38.943
16	1	2:00.262	24.139	59.333	36.790	212.9	35:34.202	6	1	1:49.183	23.057	52.155	33.971	213.4	14:28.126
17	1	2:00.465	24.181	59.004	37.280	188.9	37:34.667	7	1	2:06.174 B	22.584	52.484	51.106	222.4	16:34.300
18	1	2:15.593 B	23.713	58.906	52.974	215.4	39:50.260	8	1	8:13.885	6:40.036	57.758	36.091		24:48.185
19	1	4:22.698	2:42.092	1:02.593	38.013		44:12.958	9	1	1:52.892	22.291	53.471	37.130	193.9	26:41.077
20	1	2:02.385	24.336	1:00.470	37.579	198.4	46:15.343	10	1	1:52.571	22.390	55.218	34.963	230.7	28:33.648

89 McLaren M6B 1968
1. Max BANKS
2. Andrew BANKS
P+2L

1	2	2:47.663	1:04.517	1:02.523	40.623		2:47.663
2	2	1:55.894	24.099	55.982	35.813	192.2	4:43.557
3	2	1:51.129	22.830	54.019	34.280	202.8	6:34.686
4	2	1:52.377	23.303	53.826	35.248	197.7	8:27.063
5	2	1:51.392	22.461	53.613	35.318	210.1	10:18.455
6	2	1:49.100	21.778	53.495	33.827	218.9	12:07.555
7	2	1:50.521	22.259	53.522	34.740	207.4	13:58.076
8	2	1:47.191	21.773	52.018	33.400	215.9	15:45.267
9	2	2:01.361 B	22.354	54.728	44.279	214.6	17:46.628
10	1	3:40.009	2:10.773	55.428	33.808		21:26.637
11	1	1:47.099	21.722	51.776	33.601	218.0	23:13.736
12	1	1:49.880	23.112	52.946	33.822	210.1	25:03.616
13	1	1:47.102	21.701	52.151	33.250	226.9	26:50.718
14	1	1:48.254	21.517	52.496	34.241	221.5	28:38.972
15	1	2:20.712 B	21.231	1:10.211	49.270	228.3	30:59.684
16	2	4:56.020	3:29.158	53.073	33.789		35:55.704
17	2	1:48.816	22.420	53.074	33.322	198.8	37:44.520
18	2	1:46.809	21.202	51.835	33.772	226.5	39:31.329
19	2	1:49.869	22.764	52.995	34.110	222.8	41:21.198
20	2	1:46.464	21.328	52.097	33.039	225.1	43:07.662

99 Lola T70 Mk.3 1967
1. Nick CHESTER
P+2L

1	1	2:21.013	40.486	1:04.163	36.364		2:21.013
2	1	2:06.030	24.583	1:02.072	39.375	194.2	4:27.043
3	1	1:55.036	24.280	55.649	35.107	193.9	6:22.079
4	1	1:53.812	23.513	54.549	35.750	202.8	8:15.891
5	1	2:08.919 B	24.074	58.757	46.088	201.3	10:24.810
6	1	6:29.451	4:57.028	57.937	34.486		16:54.261
7	1	1:58.663	23.638	57.149	37.876	206.2	18:52.924
8	1	1:51.053	22.186	54.630	34.237	215.0	20:43.977
9	1	1:49.668	21.857	53.545	34.266	214.6	22:33.645
10	1	1:54.746	22.917	56.308	35.521	207.7	24:28.391
11	1	1:50.452	21.928	53.711	34.813	216.7	26:18.843
12	1	2:02.630 B	22.147	55.049	45.434	217.1	28:21.473
13	1	8:36.689	7:03.774	57.451	35.464		36:58.162
14	1	1:50.236	22.031	53.578	34.627	216.3	38:48.398
15	1	1:52.871	21.708	56.185	34.978	228.3	40:41.269
16	1	1:59.792	22.306	1:01.332	36.154	210.5	42:41.061
17	1	1:50.724	22.102	53.939	34.683	208.1	44:31.785
18	1	1:50.913	21.733	54.125	35.055	233.7	46:22.698

100 Chevron B19 1971
1. Charlie HYETT
P-2L

1	1	4:59.709	3:22.715	1:01.661	35.333		4:59.709
2	1	1:57.194	25.325	55.848	36.021	190.2	6:56.903

11	1	2:10.632	21.693	1:12.749	36.190	231.2	30:44.280
12	1	1:46.903	21.630	52.010	33.263	219.7	32:31.183
13	1	1:49.614	21.413	52.358	35.843	225.1	34:20.797
14	1	1:47.927	21.952	52.530	33.445	220.2	36:08.724
15	1	1:45.911	21.493	51.213	33.205	221.0	37:54.635
16	1	1:57.830	22.457	56.542	38.831	200.2	39:52.465
17	1	1:49.851	21.425	54.419	34.007	234.6	41:42.316
18	1	1:48.868	21.584	53.313	33.971	209.7	43:31.184
19	1	2:00.456 B	21.247	51.669	47.540	227.9	45:31.640

110 Sabre D4 1971
1. Franco PEDRAZZI
P+2L

1	1	2:39.802	52.654	1:05.717	41.431		2:39.802
2	1	2:03.959	27.281	58.774	37.904	188.6	4:43.761
3	1	1:57.199	24.228	57.116	35.855	205.0	6:40.960
4	1	2:08.720 B	24.434	56.234	48.052	218.4	8:49.680
5	1	10:12.236	8:36.208	57.937	38.091		19:01.916
6	1	2:00.896	24.229	59.322	37.345	200.9	21:02.812
7	1	1:59.662	26.191	57.586	35.885	186.7	23:02.474
8	1	1:53.279	22.643	54.927	35.709	223.3	24:55.753
9	1	1:53.863	23.414	55.395	35.054	195.3	26:49.616
10	1	2:12.499 B	27.575	54.629	50.295	237.7	29:02.115

113 Ford GT40 Mk II (C) 1966
1. Luco SANCHEZ
2. Michael FUNKE
GT1

1	1	3:38.147	1:44.174	1:13.699	40.274		3:38.147
2	1	2:04.579	26.376	1:01.066	37.137	164.2	5:42.726
3	1	2:36.887	25.017	1:00.018	1:11.852	180.9	8:19.613
4	1	2:10.929	27.092	1:06.145	37.692	164.2	10:30.542
5	1	2:19.143 B	25.773	1:01.675	51.695	181.8	12:49.685
6	2	7:41.764	6:06.418	1:00.269	35.077		20:31.449
7	2	1:53.031	22.754	55.190	35.087	192.9	22:24.480
8	2	2:08.639 B	24.352	55.664	48.623	166.4	24:33.119

114 Chevrolet Corvette C3 (C) 1971
1. Marc GODFROY
GT1

1	1	3:03.453	1:11.925	1:10.742	40.786		3:03.453
2	1	2:13.732	27.226	1:05.166	41.340	169.5	5:17.185
3	1	2:21.926	27.804	1:02.794	51.328	185.1	7:39.111
4	1	2:07.891	27.104	1:01.964	38.823	200.9	9:47.002
5	1	2:07.203	26.459	1:02.181	38.563	182.1	11:54.205
6	1	2:05.160	25.490	1:01.460	38.210	188.9	13:59.365
7	1	2:04.537	24.762	1:01.881	37.894	191.9	16:03.902
8	1	2:15.604 B	24.402	1:02.893	48.309	194.6	18:19.506
9	1	4:11.416	2:27.091	1:02.730	41.595		22:30.922
10	1	2:04.143	24.295	1:01.985	37.863	199.9	24:35.065
11	1	2:03.175	24.507	1:00.839	37.829	182.4	26:38.240
12	1	2:04.509	25.028	1:01.163	38.318	185.1	28:42.749
13	1	2:24.498	24.170	1:22.294	38.034	192.5	31:07.247





CLASSIC ENDURANCE RACING 1
ESTORIL CLASSICS
QUALIFYING

Sector Analysis

Personal Best Session Best B Crossing the finish line in pit lane

Lap	D	Time	Sector 1	Sector 2	Sector 3	T. Spd	Elapsed	Lap	D	Time	Sector 1	Sector 2	Sector 3	T. Spd	Elapsed
14	1	2:02.387	24.321	1:00.151	37.915	194.2	33:09.634	11	1	2:20.249	27.449	1:05.509	47.291	178.3	24:35.580
15	1	2:03.137	24.445	1:00.310	38.382	198.4	35:12.771	12	2	5:46.967	3:45.679	1:05.191	56.097		30:22.547
16	1	2:03.761	24.623	1:00.714	38.424	193.6	37:16.532	13	2	2:09.884	31.574	59.624	38.686	153.1	32:32.431
17	1	2:23.560	30.557	1:03.046	49.957	200.6	39:40.092	14	2	2:01.866	24.316	59.715	37.835	207.4	34:34.297

124 Lola T70 Mk.3B (C) 1968
1.Emile BREITMAYER P+2L

1	1	4:57.561	3:19.855	59.992	37.714		4:57.561
2	1	1:58.252	23.356	57.283	37.613	186.1	6:55.813
3	1	2:48.390	25.781	1:23.969	58.640	220.6	9:44.203
4	1	11:17.863	9:38.326	1:00.777	38.760		21:02.066
5	1	1:51.810	22.151	54.698	34.961	204.3	22:53.876
6	1	1:47.079	21.745	52.332	33.002	212.9	24:40.955
7	1	1:51.654	21.376	55.676	34.602	211.3	26:32.609
8	1	1:45.631	21.098	51.393	33.140	225.6	28:18.240
9	1	2:28.800	24.881	1:08.895	55.024	203.2	30:47.040
10	1	6:44.932	5:16.874	53.880	34.178		37:31.972
11	1	1:48.391	21.065	53.183	34.143	218.0	39:20.363
12	1	1:45.246	21.054	51.222	32.970	221.5	41:05.609
13	1	1:52.313	21.507	56.275	34.531	211.3	42:57.922
14	1	2:09.677	21.308	1:03.358	45.011	226.0	45:07.599

170 Lola T70 Mk.3B (C) 1969
1.Ross HYETT P+2L
2.Nick HYETT

1	2	5:22.059	3:25.112	1:13.826	43.121		5:22.059
2	2	2:12.146	27.685	1:04.375	40.086	164.2	7:34.205
3	2	2:05.073	24.696	1:01.345	39.032	203.2	9:39.278
4	2	2:00.984	23.711	58.542	38.731	197.4	11:40.262
5	2	1:55.253	23.577	56.202	35.474	212.1	13:35.515
6	2	1:54.207	22.913	56.278	35.016	212.1	15:29.722
7	2	1:51.974	23.149	54.597	34.228	203.9	17:21.696
8	2	1:55.918	22.114	55.092	38.712	215.0	19:17.614
9	2	1:59.265	21.822	54.436	43.007	227.9	21:16.879
10	2	3:29.380	1:58.086	56.734	34.560		24:46.259
11	2	1:51.850	22.260	54.974	34.616	217.1	26:38.109
12	2	2:04.986	23.456	56.698	44.832	208.5	28:43.095
13	1	4:38.363	3:09.113	55.154	34.096		33:21.458
14	1	1:51.261	22.310	54.038	34.913	228.8	35:12.719
15	1	1:49.509	22.120	53.658	33.731	219.7	37:02.228
16	1	1:48.429	21.445	53.272	33.712	240.8	38:50.657
17	1	1:51.220	21.785	54.293	35.142	236.2	40:41.877
18	1	2:03.685	22.141	1:07.427	34.117	230.2	42:45.562
19	1	1:49.830	22.102	53.923	33.805	227.4	44:35.392
20	1	1:50.290	21.750	54.171	34.369	239.2	46:25.682

180 Porsche 911 Carrera RSR 3.0 1974
1.Richard HYWEL EVANS GT1
2.Johannes STENGEL

1	1	2:54.613	1:01.468	1:11.074	42.071		2:54.613
2	1	2:22.079	29.111	1:10.776	42.192	165.9	5:16.692
3	1	2:09.389	27.654	1:02.893	38.842	177.7	7:26.081
4	1	2:10.117	26.304	1:04.936	38.877	185.1	9:36.198
5	1	2:06.560	25.610	1:01.808	39.142	187.0	11:42.758
6	1	2:10.532	27.443	1:03.264	39.825	170.3	13:53.290
7	1	2:07.394	25.891	1:02.388	39.115	190.9	16:00.684
8	1	2:04.042	25.842	1:00.186	38.014	195.3	18:04.726
9	1	2:05.423	25.921	1:01.031	38.471	181.8	20:10.149
10	1	2:05.182	26.090	1:00.745	38.347	187.0	22:15.331

152 Lola T70 Mk.3B (C) 1968
1.Emile BREITMAYER P+2L

15	2	1:59.460	24.152	58.346	36.962	207.4	36:33.757
16	2	2:01.261	23.848	59.058	38.355	205.8	38:35.018
17	2	2:00.918	24.522	59.050	37.346	197.4	40:35.936
18	2	2:08.017	25.396	1:04.063	38.558	197.0	42:43.953
19	2	2:01.573	24.551	59.378	37.644	191.9	44:45.526
20	2	2:01.653	24.424	59.798	37.431	192.9	46:47.179

199 Chevron B19 1971
1.Jamie CONSTABLE P-2L
2.Steve BROOKS

1	1	2:11.627	35.771	59.555	36.301		2:11.627
2	1	1:54.980	24.766	55.351	34.863	223.3	4:06.607
3	1	1:54.928	23.127	56.331	35.470	235.7	6:01.535
4	1	1:57.530	23.751	56.780	36.999	216.3	7:59.065
5	1	1:51.550	22.648	54.551	34.351	224.2	9:50.615
6	1	2:07.141	23.334	55.270	48.537	219.7	11:57.756
7	2	7:26.931	5:41.099	1:10.428	35.404		19:24.687
8	2	1:49.788	22.156	52.849	34.783	239.2	21:14.475
9	2	1:51.732	21.202	56.467	34.063	242.9	23:06.207
10	2	1:50.712	22.364	54.312	34.036	233.2	24:56.919
11	2	1:49.964	22.432	53.719	33.813	230.7	26:46.883
12	2	1:47.702	21.439	52.116	34.147	245.6	28:34.585
13	2	2:22.119	22.750	1:12.357	47.012	222.4	30:56.704
14	1	3:57.984	2:29.740	53.799	34.445		34:54.688
15	1	1:48.401	21.433	52.362	34.606	234.2	36:43.089
16	1	1:49.992	21.147	52.871	35.974	240.3	38:33.081
17	1	1:45.734	21.027	51.390	33.317	245.1	40:18.815
18	1	2:15.992	21.268	59.693	55.031	246.7	42:34.807

