

**CLASSIC ENDURANCE RACING 1**  
**ESTORIL CLASSICS**  
**PRIVATE PRACTICE**

Sector Analysis

Personal Best Session Best B Crossing the finish line in pit lane

Lap	D	Time	Sector 1	Sector 2	Sector 3	T. Spd	Elapsed	Lap	D	Time	Sector 1	Sector 2	Sector 3	T. Spd	Elapsed	
<b>2</b>	Lola T210 1970 1. Frank JACOB							P-2L	7	1	2:05.072	24.645	1:01.851	38.576	216.7	17:43.337
	1	2:43.266	1:05.867	1:00.964	36.435		2:43.266	8	1	2:03.062	24.182	1:00.079	38.801	226.0	19:46.399	
	2	1:55.079	23.907	56.338	34.834	215.9	4:38.345	9	1	2:02.119	24.084	59.849	<b>38.186</b>	226.9	21:48.518	
	3	1:57.200	23.217	57.469	36.514	211.7	6:35.545	10	1	2:02.835	24.078	59.952	38.805	221.5	23:51.353	
	4	1:53.490	23.509	55.204	<b>34.777</b>	189.6	8:29.035	11	1	2:15.177	24.011	1:01.434	49.732	218.4	26:06.530	
	5	1:54.723	23.061	56.225	35.437	226.9	10:23.758	12	1	2:18.632	38.091	1:01.946	38.595	98.2	28:25.162	
	6	1:21.324 <b>B</b>	24.306	1:01.447	51.571	208.5	12:41.082	13	1	2:03.762	24.035	1:00.816	38.911	221.0	30:28.924	
	7	4:34.908	2:52.402	1:04.575	37.931		17:15.990	14	1	2:16.841	31.238	1:04.257	41.346	132.8	32:45.765	
	8	1:53.686	22.942	55.511	35.233	232.7	19:09.676	15	1	2:05.994	24.380	1:01.104	40.510	212.1	34:51.759	
	9	1:55.515	22.947	57.354	35.214	235.7	21:05.191	16	1	2:02.795	24.194	1:00.225	38.376	216.3	36:54.554	
	10	1:53.467	22.773	<b>55.073</b>	35.621	234.6	22:58.658	17	1	<b>2:01.356</b>	<b>23.893</b>	<b>59.238</b>	38.225	224.6	38:55.910	
	11	2:02.478	22.966	1:00.646	38.866	233.7	25:01.136	18	1	2:20.268 <b>B</b>	<b>23.775</b>	1:02.626	53.867	222.8	41:16.178	
	12	2:28.348 <b>B</b>	<b>22.225</b>	1:07.965	58.158	233.7	27:29.484									
	13	6:37.849 <b>B</b>	4:40.622	1:04.410	52.817		34:07.333									
	14	5:07.743	3:33.518	59.004	35.221		39:15.076									
	15	<b>1:53.158</b>	22.505	55.654	34.999	232.7	41:08.234									
	16	2:44.160 <b>B</b>	25.116	1:15.475	1:03.569	229.8	43:52.394									
<b>4</b>	Porsche 908/03 1971 1. Henrique GEMPERLE 2. Marc de SIEBENTHAL							P+2L	1	1	8:21.218	6:38.389	1:04.683	38.146		8:21.218
	1	2	3:11.839	1:29.531	1:04.969	37.339	3:11.839	2	1	1:59.957	24.311	1:00.846	34.800	197.7	10:21.175	
	2	2	1:51.764	23.549	53.927	34.288	205.8	5:03.603	3	1	1:50.711	22.198	54.004	34.509	208.5	12:11.886
	3	2	1:47.435	21.818	52.331	33.286	216.7	6:51.038	4	1	1:51.218	22.528	54.032	34.658	202.4	14:03.104
	4	2	1:49.773	21.658	54.084	34.031	222.8	8:40.811	5	1	1:49.883	21.876	53.833	<b>34.174</b>	213.4	15:52.987
	5	2	<b>1:45.323</b>	21.080	<b>51.716</b>	<b>32.527</b>	226.5	10:26.134	6	1	1:49.989	21.989	53.340	34.660	206.2	17:42.976
	6	2	2:12.199 <b>B</b>	23.563	55.610	53.026	190.2	12:38.333	7	1	1:49.207	21.393	53.536	34.278	233.7	19:32.183
	7	1	6:27.168	4:53.999	58.598	34.571	19:05.501	8	1	2:11.634 <b>B</b>	22.579	58.440	50.615	212.5	21:43.817	
	8	1	1:48.912	22.342	52.186	34.384	213.4	20:54.413	9	1	6:23.774	4:31.722	1:15.433	36.619		28:07.591
	9	1	1:47.800	21.963	52.015	33.822	226.5	22:42.213	10	1	<b>1:48.668</b>	21.649	<b>52.407</b>	34.612	221.0	29:56.259
	10	1	1:46.629	<b>20.951</b>	51.805	33.873	254.7	24:28.842	11	1	2:16.392	21.323	1:19.471	35.598	227.4	32:12.651
	11	1	2:15.243 <b>B</b>	21.218	54.054	59.971	234.6	26:44.085	12	1	2:04.373 <b>B</b>	<b>21.288</b>	53.177	49.908	238.2	34:17.024
<b>5</b>	Chevron B19 1971 1. Olivier BREITMAYER							P-2L	1	1	4:52.138	3:02.932	1:10.331	38.875		4:52.138
	1	1	3:13.090	1:35.095	1:00.991	37.004	3:13.090	2	1	1:55.400	24.596	55.977	34.827	201.7	6:47.538	
	2	1	1:57.825	23.440	56.944	37.441	196.0	5:10.915	3	1	1:55.907	22.814	57.797	35.296	202.4	8:43.445
	3	1	1:53.391	<b>22.171</b>	55.812	35.408	232.7	7:04.306	4	1	1:52.124	22.773	54.209	35.142	201.7	10:35.569
	4	1	1:53.246	22.313	55.877	<b>35.056</b>	218.0	8:57.552	5	1	1:52.848	22.993	54.219	35.636	203.5	12:28.417
	5	1	1:53.935	22.731	54.901	36.303	229.3	10:51.487	6	1	1:51.557	22.255	54.369	34.933	225.6	14:19.974
	6	1	1:54.142	22.474	55.579	36.089	215.9	12:45.629	7	1	2:04.524 <b>B</b>	22.449	54.861	47.214	212.9	16:24.498
	7	1	<b>1:52.723</b>	22.564	<b>54.861</b>	35.298	227.9	14:38.352	8	1	3:56.766	2:25.794	55.489	35.483		20:21.264
	8	1	2:11.563 <b>B</b>	24.285	57.097	50.181	191.5	16:49.915	9	1	1:53.184	23.060	55.608	34.516	216.7	22:14.448
	9	1	4:55.141	3:21.855	56.643	36.643	21:45.056	10	1	1:52.773	22.531	54.177	36.065	215.0	24:07.221	
	10	1	1:54.612	22.322	55.975	36.315	230.7	23:39.668	11	1	2:03.897	23.021	54.245	46.631	205.4	26:11.118
	11	1	1:56.246	22.294	58.445	35.507	222.8	25:35.914	12	1	2:13.616	37.204	58.692	37.720	103.1	28:24.734
	12	1	2:40.539 <b>B</b>	32.185	1:17.139	51.215	162.3	28:16.453	13	1	1:51.610	22.257	54.408	34.945	226.5	30:16.344
<b>6</b>	Porsche 911 Carrera RSR (C) 1974 1. Kurt THIEL							GT1	1	1	2:07.340	24.581	1:07.738	35.021	199.5	32:23.684
	1	1	3:27.153	1:35.305	1:08.111	43.737	3:27.153	15	1	2:03.252 <b>B</b>	23.713	54.917	44.622	194.6	34:26.936	
	2	1	2:12.612	26.964	1:05.430	40.218	182.1	5:39.765	16	1	5:03.109	3:31.930	56.636	34.543		39:30.045
	3	1	2:19.681 <b>B</b>	26.157	1:01.489	52.035	202.8	7:59.446	17	1	1:53.574	24.059	54.839	34.676	226.0	41:23.619
	4	1	3:26.024	1:42.035	1:05.074	38.915	11:25.470	18	1	<b>1:50.415</b>	22.656	<b>53.504</b>	<b>34.255</b>	227.9	43:14.034	
	5	1	2:07.671	26.526	1:01.424	39.721	179.7	13:33.141								
	6	1	2:05.124	25.275	1:00.809	39.040	203.9	15:38.265								
<b>11</b>	Ford GT40 (C) 1965 1. Frederic WAKEMAN 2. Mike GRANT-PETERKIN							GT1	1	1	2:58.626	1:12.813	1:07.028	38.785		2:58.626
	1	1	2:58.626	1:12.813	1:07.028	38.785	2:58.626	2	1	2:04.980	25.586	1:01.804	37.590	177.4	5:03.606	
	2	1	2:12.612	26.964	1:05.430	40.218	182.1	5:39.765	3	1	2:00.377	23.862	59.566	36.949	198.4	7:03.983
	3	1	2:19.681 <b>B</b>	26.157	1:01.489	52.035	202.8	7:59.446	4	1	2:01.742	23.954	59.712	38.076	190.2	9:05.725
	4	1	3:26.024	1:42.035	1:05.074	38.915	11:25.470	5	1	1:58.819	<b>22.951</b>	59.090	36.778	203.2	11:04.544	
	5	1	2:07.671	26.526	1:01.424	39.721	179.7	13:33.141	6	1	2:00.493	23.335	1:00.069	37.089	190.6	13:05.037
	6	1	2:05.124	25.275	1:00.809	39.040	203.9	15:38.265								





CLASSIC ENDURANCE RACING 1  
ESTORIL CLASSICS  
PRIVATE PRACTICE

Sector Analysis

Personal Best Session Best B Crossing the finish line in pit lane

Lap	D	Time	Sector 1	Sector 2	Sector 3	T. Spd	Elapsed	Lap	D	Time	Sector 1	Sector 2	Sector 3	T. Spd	Elapsed
7	1	2:02.383	24.255	1:00.503	37.625	170.0	15:07.420	3	1	1:55.342	22.631	57.536	35.175	207.4	6:29.257
8	1	2:09.460	24.487	1:06.959	38.014	204.7	17:16.880	4	1	1:53.839	23.194	55.013	35.632	184.8	8:23.096
9	1	2:00.486	24.780	59.222	36.484	186.7	19:17.366	5	1	1:53.065	23.482	54.924	34.659	178.3	10:16.161
10	1	1:58.853	23.958	58.510	36.385	192.5	21:16.219	6	1	1:49.141	21.923	53.231	33.987	220.6	12:05.302
11	1	2:20.658 B	25.738	1:03.857	51.063	159.9	23:36.877	7	1	1:49.066	21.782	53.265	34.019	224.2	13:54.368
12	2	4:09.165	2:07.486	1:24.005	37.674		27:46.042	8	1	1:51.208	21.672	54.874	34.662	231.7	15:45.576
13	2	2:03.557	24.518	1:01.526	37.513	170.0	29:49.599	9	1	1:58.212 B	21.704	55.010	41.498	232.7	17:43.788
14	2	2:23.010	25.388	1:20.922	36.700	175.4	32:12.609	10	1	3:53.269	2:20.289	57.531	35.449		21:37.057
15	2	2:01.134	23.710	58.721	38.703	189.2	34:13.743	11	1	1:49.387	21.879	53.957	33.551	236.7	23:26.444
16	2	2:00.223	25.194	58.745	36.284	153.9	36:13.966	12	1	1:47.463	21.182	52.737	33.544	246.7	25:13.907
17	2	1:58.268	23.505	58.669	36.094	194.2	38:12.234	13	1	2:21.846	21.534	1:24.460	35.852	233.2	27:35.753
18	2	2:02.808	23.287	59.526	39.995	197.4	40:15.042	14	1	1:46.495	21.358	52.253	32.884	231.2	29:22.248
19	2	2:03.058	24.265	59.735	39.058	171.6	42:18.100	15	1	2:04.530	21.301	56.600	46.629	241.3	31:26.778

15		Chevron B19 1971		P-2L		
		1. John EMBERSON				
		2. Nigel GREENSALL				
1	1	3:23.574	1:48.898	57.374	37.302	3:23.574
2	1	1:55.338	24.120	55.354	35.864	5:18.912
3	1	1:56.028	22.972	56.558	36.498	7:14.940
4	1	1:54.893	23.678	55.797	35.418	9:09.833
5	1	1:55.147	22.704	56.131	36.312	11:04.980
6	1	1:54.578	23.324	55.505	35.749	12:59.558
7	1	1:52.966	22.535	55.695	34.736	14:52.524
8	1	1:52.491	22.842	54.764	34.885	16:45.015
9	1	1:51.805	22.419	54.787	34.599	18:36.820
10	1	1:52.259	22.101	55.511	34.647	20:29.079
11	1	1:51.873	22.547	53.582	35.744	22:20.952
12	1	1:59.846 B	22.326	53.707	43.813	24:20.798
13	1	4:24.037	2:51.174	58.260	34.603	28:44.835
14	1	2:01.838	22.493	54.260	45.085	30:46.673
15	1	2:07.054	37.188	55.204	34.662	32:53.727
16	1	1:54.460	22.283	55.671	36.506	34:48.187
17	1	1:50.729	22.153	53.758	34.818	36:38.916
18	1	2:01.209 B	22.990	54.513	43.706	38:40.125
19	2	3:42.027	2:15.190	53.677	33.160	42:22.152

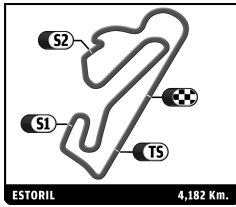
16		Lola T212 1971		P-2L		
		1. Serge KRIKNOFF				
1	1	4:25.596	2:28.941	1:13.987	42.668	4:25.596
2	1	2:09.514	28.894	1:03.198	37.422	6:35.110
3	1	1:52.728	23.469	54.916	34.343	8:27.838
4	1	1:51.516	22.701	54.564	34.251	10:19.354
5	1	2:16.832 B	22.740	1:00.710	53.382	12:36.186
6	1	3:46.576	2:10.392	1:01.440	34.744	16:22.762
7	1	1:51.674	22.302	54.323	35.049	18:14.436
8	1	1:50.967	22.504	53.911	34.552	20:05.403
9	1	1:48.616	21.848	53.074	33.694	21:54.019
10	1	2:17.952 B	23.968	59.823	54.161	24:11.971
11	1	4:16.547	2:42.073	59.044	35.430	28:28.518
12	1	1:51.855	22.471	55.256	34.128	30:20.373
13	1	2:08.840	32.754	1:01.928	34.158	32:29.213
14	1	2:04.814 B	22.329	53.589	48.896	34:34.027

19		Chevron B19 1971		P-2L		
		1. Rolf SIGRIST				
1	1	2:39.599	1:03.246	1:00.153	36.200	2:39.599
2	1	1:54.316	23.585	56.206	34.525	4:33.915

21		De Tomaso Pantera Gr. N 1975		GT1		
		1. Detlef VON DER LIECK				
		2. Ralf KELLENNERS				
1	2	3:37.644	1:53.869	1:06.117	37.658	3:37.644
2	2	1:54.001	23.141	55.640	35.220	5:31.645
3	2	2:02.878 B	23.226	55.889	43.763	7:34.523
4	1	6:00.587	4:18.176	1:01.539	40.872	13:35.110
5	1	2:01.611	24.564	1:00.083	36.964	15:36.721
6	1	2:03.247	25.671	1:00.713	36.863	17:39.968
7	1	1:59.422	24.169	58.479	36.774	19:39.390
8	1	1:58.347	23.716	57.921	36.710	21:37.737
9	1	2:02.737	24.855	1:01.157	36.725	23:40.474
10	1	1:59.491	23.943	58.364	37.184	25:39.965
11	1	2:39.163 B	33.617	1:15.300	50.246	28:19.128
12	1	4:04.213	2:13.882	1:13.222	37.109	32:23.341
13	1	2:12.462 B	26.107	58.327	48.028	34:35.803
14	1	3:13.540	1:38.414	58.059	37.067	37:49.343
15	1	1:58.164	23.957	57.871	36.336	39:47.507
16	1	2:13.475 B	24.363	1:03.138	45.974	42:00.982

22		Chevron B16 1970		P-2L		
		1. Didier ROBIN				
		2. Arnold ROBIN				
1	2	3:10.290	1:18.347	1:10.107	41.836	3:10.290
2	2	2:12.544	29.025	1:03.316	40.203	5:22.834
3	2	2:00.201	24.243	1:00.099	35.859	7:23.035
4	2	1:52.235	23.090	54.869	34.276	9:15.270
5	2	1:51.276	22.741	54.402	34.133	11:06.546
6	2	2:04.414 B	22.467	55.530	46.417	13:10.960
7	1	4:53.919	3:14.206	1:01.905	37.808	18:04.879
8	1	2:03.629	24.549	1:01.111	37.969	20:08.508
9	1	1:59.669	24.054	58.598	37.017	22:08.177
10	1	1:59.211	24.346	57.539	37.326	24:07.388
11	1	2:21.499	24.213	58.616	58.670	26:28.887
12	1	2:14.296	38.498	59.328	36.470	28:43.183
13	1	2:12.459	23.589	58.242	50.628	30:55.642
14	1	2:11.826	36.207	58.477	37.142	33:07.468
15	1	2:02.217	24.052	58.753	39.412	35:09.685
16	1	1:56.487	23.816	57.173	35.498	37:06.172





CLASSIC ENDURANCE RACING 1  
ESTORIL CLASSICS  
PRIVATE PRACTICE

Sector Analysis

Personal Best Session Best B Crossing the finish line in pit lane

Lap	D	Time	Sector 1	Sector 2	Sector 3	T. Spd	Elapsed
17	1	1:55.520	22.849	57.028	35.643	224.2	39:01.692
18	1	1:59.383	23.443	57.573	38.367	208.5	41:01.075
19	1	2:27.475 B	24.536	1:00.203	1:02.736	199.9	43:28.550

26		Chevron B19 1971		1.Henry FLETCHER		P-2L	
1	1	2:22.609	41.307	1:03.637	37.665		2:22.609
2	1	1:59.137	24.758	56.445	37.934	172.7	4:21.746
3	1	1:55.747	24.206	55.870	35.671	181.2	6:17.493
4	1	2:05.383	22.464	1:05.662	37.257	236.7	8:22.876
5	1	1:53.390	22.486	55.823	35.081	219.7	10:16.266
6	1	1:54.023	22.682	55.111	36.230	200.9	12:10.289
7	1	1:54.047	22.081	55.677	36.289	220.6	14:04.336
8	1	1:53.193	22.422	55.584	35.187	212.9	15:57.529
9	1	2:00.532 B	21.973	54.626	43.933	233.2	17:58.061
10	1	5:32.213	3:59.684	56.875	35.654		23:30.274
11	1	1:52.278	21.785	54.921	35.572	238.7	25:22.552
12	1	2:23.955	24.170	1:23.268	36.517	238.2	27:46.507
13	1	1:52.652	21.860	54.858	35.934	230.2	29:39.159
14	1	2:15.403	22.154	1:16.806	36.443	227.4	31:54.562
15	1	1:55.496	23.015	55.844	36.637	204.3	33:50.058
16	1	1:54.315	23.339	54.742	36.234	194.6	35:44.373
17	1	1:50.290	21.614	54.009	34.667	236.7	37:34.663
18	1	1:53.049	22.319	54.321	36.409	216.3	39:27.712
19	1	1:58.767	22.022	56.843	39.902	223.3	41:26.479
20	1	2:03.267	25.723	1:01.615	35.929	161.1	43:29.746

27		De Tomaso Pantera GTS 1975		1.Pedro SANCHEZ		GT1	
1	1	3:47.677	1:54.957	1:10.996	41.724		3:47.677
2	1	2:13.170	27.815	1:05.929	39.426	150.2	6:00.847
3	1	2:10.793	26.099	1:03.623	41.071	182.7	8:11.640
4	1	2:12.192	26.236	1:04.883	41.073	173.0	10:23.832
5	1	2:07.710	26.228	1:01.926	39.556	171.9	12:31.542
6	1	2:05.812	25.061	1:01.753	38.998	190.6	14:37.354
7	1	2:07.936	26.221	1:02.157	39.558	195.6	16:45.290
8	1	2:04.996	25.472	1:01.282	38.242	183.9	18:50.286
9	1	2:03.278	25.255	1:00.429	37.594	190.6	20:53.564
10	1	2:04.999	24.789	1:00.566	39.644	193.2	22:58.563
11	1	2:24.390 B	25.152	1:02.707	56.531	194.2	25:22.953
12	2	4:07.616	2:29.866	59.294	38.456		29:30.569
13	2	2:12.779	24.161	1:09.599	39.019	192.2	31:43.348
14	2	1:57.243	23.490	56.382	37.371	199.1	33:40.591
15	2	1:56.374	24.207	56.348	35.819	178.0	35:36.965
16	2	1:54.770	22.736	56.133	35.901	212.5	37:31.735
17	2	1:56.197	22.894	56.395	36.908	214.6	39:27.932
18	2	2:16.299 B	24.458	1:02.016	49.825	197.0	41:44.231

35		Lola T70 Mk.3B 1969		1.Armand MILLE		P+2L	
1	1	3:40.238	2:01.636	1:02.702	35.900		3:40.238
2	1	1:51.575	23.482	53.921	34.172	178.3	5:31.813
3	1	1:59.760 B	22.388	53.805	43.567	208.1	7:31.573
4	1	6:36.755	5:08.715	53.502	34.538		14:08.328
5	1	1:59.562 B	21.357	54.594	43.611	221.9	16:07.890
6	1	3:20.547	1:53.805	53.001	33.741		19:28.437
7	1	1:50.179	22.596	54.148	33.435	195.6	21:18.616

Lap	D	Time	Sector 1	Sector 2	Sector 3	T. Spd	Elapsed
8	1	1:47.766	21.518	53.003	33.245	225.6	23:06.382
9	1	1:57.570 B	22.345	54.109	41.116	197.0	25:03.952
10	1	7:38.555	6:00.548	1:02.487	35.520		32:42.507
11	1	1:56.046 B	21.335	52.050	42.661	229.8	34:38.553
12	1	3:53.537	2:25.497	54.075	33.965		38:32.090
13	1	1:49.760	21.416	54.191	34.153	230.7	40:21.850
14	1	1:48.742	21.401	52.871	34.470	222.8	42:10.592

38		Porsche 910 1967		1.John ROMANO		P-2L	
1	1	12:54.054	...	1:03.627	38.812		12:54.054
2	1	2:10.320	26.042	1:04.243	40.035	173.5	15:04.374
3	1	2:12.042	27.064	1:05.243	39.735	167.7	17:16.416
4	1	2:11.315	28.595	1:02.800	39.920	171.6	19:27.731
5	1	2:09.119	26.996	1:02.976	39.147	169.2	21:36.850
6	1	2:03.272	24.754	1:00.745	37.773	194.6	23:40.122
7	1	2:30.347 B	25.624	1:04.798	59.925	175.4	26:10.469
8	1	5:05.898	3:10.568	1:03.205	52.125		31:16.367
9	1	2:14.305	33.590	1:01.180	39.535	139.0	33:30.672
10	1	2:06.161	26.260	1:00.843	39.058	159.7	35:36.833
11	1	2:05.717	25.978	1:01.144	38.595	173.0	37:42.550
12	1	2:03.648	25.184	1:00.355	38.109	182.1	39:46.198
13	1	2:08.931	24.747	1:04.776	39.408	185.1	41:55.129

40		Ford GT40 1968		1.Philippe SCEMAMA		GT1	
1	1	2:58.910	1:13.990	1:06.632	38.288		2:58.910
2	1	1:56.783	24.038	57.602	35.143	189.2	4:55.693
3	1	1:53.891	22.818	56.192	34.881	203.5	6:49.584
4	1	2:01.141 B	22.744	56.697	41.700	198.8	8:50.725
5	1	3:44.149	2:12.145	56.505	35.499		12:34.874
6	1	1:52.451	22.152	55.453	34.846	216.7	14:27.325
7	1	1:52.499	22.053	55.212	35.234	213.4	16:19.824
8	1	2:07.141 B	22.516	56.759	47.866	212.5	18:26.965

42		Lola T212 1971		1.Christophe BEAUDON		P-2L	
1	1	2:39.423	1:00.001	1:00.859	38.563		2:39.423
2	1	1:57.001	24.446	57.121	35.434	194.2	4:36.424
3	1	1:55.777	22.378	57.382	36.017	230.7	6:32.201
4	1	1:53.053	23.221	54.989	34.843	218.4	8:25.254
5	1	1:53.569	23.315	55.416	34.838	220.2	10:18.823
6	1	1:54.501	22.348	56.963	35.190	233.7	12:13.324
7	1	1:52.555	22.343	55.646	34.566	229.3	14:05.879
8	1	1:52.903	22.251	55.718	34.934	229.8	15:58.782
9	1	1:52.888	22.286	54.748	35.854	229.8	17:51.670
10	1	2:21.311 B	27.533	1:02.339	51.439	213.4	20:12.981
11	1	13:40.899	...	55.674	37.583		33:53.880
12	1	1:56.372	23.343	56.937	36.092	210.5	35:50.252
13	1	1:51.906	22.479	54.532	34.895	234.2	37:42.158
14	1	1:53.697	22.480	56.495	34.722	235.7	39:35.855
15	1	1:54.863	23.050	55.884	35.929	232.2	41:30.718
16	1	1:53.230	22.496	55.589	35.145	216.7	43:23.948

45		Chevron B19 1971		1.Gianluigi CANDIANI		P-2L	
1	1	3:13.487	1:34.470	1:02.315	36.702		3:13.487





CLASSIC ENDURANCE RACING 1  
ESTORIL CLASSICS  
PRIVATE PRACTICE

Sector Analysis

Personal Best Session Best B Crossing the finish line in pit lane

Lap	D	Time	Sector 1	Sector 2	Sector 3	T. Spd	Elapsed	Lap	D	Time	Sector 1	Sector 2	Sector 3	T. Spd	Elapsed
2	1	1:58.054	24.102	58.903	35.049	176.0	5:11.541	5	1	2:00.579	23.830	58.618	38.131	219.3	11:31.429
3	1	1:56.267	24.295	55.959	36.013	198.8	7:07.808	6	1	2:01.639	24.073	59.044	38.522	221.9	13:33.068
4	1	1:53.601	22.229	56.258	35.114	243.4	9:01.409	7	1	2:00.376	23.712	59.179	37.485	222.8	15:33.444
5	1	1:53.433	22.092	55.488	35.853	244.5	10:54.842	8	1	2:00.827	24.062	59.087	37.678	224.6	17:34.271
6	1	1:55.100	23.343	56.412	35.345	226.9	12:49.942	9	1	2:01.996	23.965	1:00.058	37.973	200.9	19:36.267
7	1	1:54.757	22.689	56.324	35.744	237.7	14:44.699	10	1	2:00.973	24.100	58.970	37.903	222.4	21:37.240
8	1	1:54.832	22.771	56.399	35.662	225.6	16:39.531	11	1	2:01.302	24.565	59.655	37.082	205.4	23:38.542
9	1	2:07.808 B	22.528	55.720	49.560	231.2	18:47.339	12	1	2:00.914	24.601	58.821	37.492	213.4	25:39.456
10	2	4:40.438	3:12.182	54.446	33.810		23:27.777	13	1	2:25.656	32.973	1:14.777	37.906	154.8	28:05.112
11	2	1:48.797	21.481	53.787	33.529	238.7	25:16.574	14	1	2:02.512	24.621	59.656	38.235	218.0	30:07.624
12	2	2:20.013	21.830	1:24.398	33.785	233.2	27:36.587	15	1	2:19.496	27.362	1:14.697	37.437	205.8	32:27.120
13	2	2:20.967 B	21.695	53.368	1:05.904	231.2	29:57.554	16	1	2:01.645	24.237	59.537	37.871	220.2	34:28.765

**47** Lola T70 Mk.2 1966  
1. Marcel BERNET P+2L

1	1	6:40.031	4:42.551	1:13.516	43.964		6:40.031
2	1	2:11.358	27.998	1:04.246	39.114	147.2	8:51.389
3	1	2:06.227	25.811	1:01.530	38.886	164.5	10:57.616
4	1	2:07.444	26.753	1:01.136	39.555	155.7	13:05.060
5	1	2:04.867	25.684	1:01.376	37.807	158.3	15:09.927
6	1	2:06.149	24.338	1:03.174	38.637	191.2	17:16.076
7	1	2:00.831	24.995	58.879	36.957	187.3	19:16.907
8	1	2:01.966	25.476	59.163	37.327	179.7	21:18.873
9	1	2:02.169	25.753	58.529	37.887	171.3	23:21.042
10	1	2:15.781 B	24.240	1:00.863	50.678	184.8	25:36.823
11	1	4:41.937	3:00.000	1:01.745	40.192		30:18.760
12	1	2:27.445	33.209	1:12.246	41.990	131.6	32:46.205
13	1	2:27.143 B	28.688	1:04.485	53.970	159.9	35:13.348

**50** Lola T212 1971  
1. Stephan JOEBSTL P-2L  
2. Andy WILLIS

1	1	3:07.327	1:26.102	1:02.971	38.254		3:07.327
2	1	2:04.245	26.412	59.449	38.384	173.8	5:11.572
3	1	2:09.482	25.174	1:07.502	36.806	177.7	7:21.054
4	1	2:00.699	23.392	1:01.357	35.950	202.4	9:21.753
5	1	2:03.697	23.425	1:02.691	37.581	198.4	11:25.450
6	1	2:06.075	25.047	57.818	43.210	177.4	13:31.525
7	1	1:54.080	22.614	56.538	34.928	215.0	15:25.605
8	1	1:53.882	22.866	56.035	34.981	223.3	17:19.487
9	1	2:08.804 B	24.720	57.774	46.310	196.0	19:28.291
10	1	4:22.688	2:50.865	56.638	35.185		23:50.979
11	1	2:01.308	23.494	56.637	41.177	213.8	25:52.287
12	1	2:22.052	45.979	59.587	36.486	79.6	28:14.339
13	1	1:53.537	23.015	55.432	35.090	208.5	30:07.876
14	1	2:15.162	26.375	1:13.338	35.449	210.1	32:23.038
15	1	1:56.452	23.933	56.420	36.099	194.2	34:19.490
16	1	1:56.260	23.228	58.031	35.001	218.9	36:15.750
17	1	1:54.214	22.960	56.101	35.153	218.0	38:09.964
18	1	2:22.276	22.451	1:22.325	37.500	230.7	40:32.240
19	1	1:55.025	23.604	57.081	34.340	219.7	42:27.265

**51** Porsche 911 Carrera RSR 3.0 1974  
1. Frédéric DI EGIDIO GT1

1	1	3:22.087	1:37.148	1:05.427	39.512		3:22.087
2	1	2:05.471	25.974	1:01.146	38.351	175.4	5:27.558
3	1	2:01.937	24.700	59.894	37.343	211.7	7:29.495
4	1	2:01.355	24.240	59.373	37.742	216.3	9:30.850

**53** Lola T70 Mk.3B 1969  
1. Richard BRADLEY P+2L

1	1	3:16.400 B	1:21.783	1:03.314	51.303		3:16.400
2	1	3:29.605	1:55.688	57.538	36.379		6:46.005
3	1	2:00.997	23.751	1:00.482	36.764	187.3	8:47.002
4	1	1:54.942	23.602	55.790	35.550	194.9	10:41.944
5	1	2:04.096 B	23.008	56.324	44.764	198.1	12:46.040
6	1	4:48.029	3:16.137	55.924	35.968		17:34.069
7	1	2:03.265 B	22.479	54.901	45.885	203.9	19:37.334
8	1	13:23.073	...	56.991	36.734		33:00.407
9	1	1:55.189	22.634	55.969	36.586	202.4	34:55.596
10	1	2:10.989 B	26.381	57.075	47.533	180.3	37:06.585

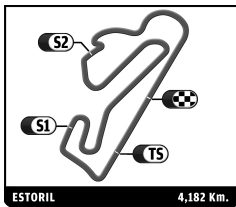
**54** Ford GT40 1965  
1. Tony WOOD GT1

1	1	2:54.257	1:05.368	1:08.154	40.735		2:54.257
2	1	2:12.099	26.368	1:06.425	39.306	164.2	5:06.356
3	1	2:05.847	25.028	1:03.728	37.091	178.5	7:12.203
4	1	2:20.531	28.863	1:09.235	42.433	173.2	9:32.734
5	1	2:01.310	23.889	1:00.572	36.849	190.2	11:34.044
6	1	2:04.397	26.093	1:00.839	37.465	163.2	13:38.441
7	1	2:01.585	24.104	1:00.324	37.157	187.6	15:40.026
8	1	2:16.449	24.307	1:08.249	43.893	203.9	17:56.475
9	1	2:12.185 B	23.669	59.270	49.246	203.5	20:08.660
10	1	5:03.942	3:15.787	1:08.451	39.704		25:12.602
11	1	2:29.592	25.127	1:26.378	38.087	201.7	27:42.194
12	1	2:04.961	24.033	1:00.650	40.278	188.9	29:47.155
13	1	2:28.633	24.105	1:26.385	38.143	183.6	32:15.788
14	1	2:00.792	23.719	59.143	37.930	199.1	34:16.580
15	1	2:06.219	24.472	1:01.209	40.538	184.5	36:22.799
16	1	1:59.872	23.301	58.592	37.979	196.0	38:22.671
17	1	2:05.625	23.313	1:01.655	40.657	204.7	40:28.296
18	1	2:02.751	23.496	1:01.037	38.218	197.7	42:31.047
19	1	2:36.231 B	23.330	59.158	1:13.743	197.0	45:07.278

**55** Chevron B19 1971  
1. François RIVAZ P-2L  
2. Alexander FURIANI

1	1	2:29.227	48.292	1:03.365	37.570		2:29.227
2	1	1:59.745	25.069	59.179	35.497	189.6	4:28.972
3	1	2:16.277 B	24.632	59.739	51.906	181.8	6:45.249





CLASSIC ENDURANCE RACING 1  
ESTORIL CLASSICS  
PRIVATE PRACTICE

Sector Analysis

Personal Best Session Best B Crossing the finish line in pit lane

Lap	D	Time	Sector 1	Sector 2	Sector 3	T. Spd	Elapsed	Lap	D	Time	Sector 1	Sector 2	Sector 3	T. Spd	Elapsed
4	1	5:08.967	3:33.203	59.787	35.977		11:54.216	1	1	4:07.755	2:18.223	1:08.689	40.843		4:07.755
5	1	1:56.983	24.494	57.077	35.412	195.6	13:51.199	2	1	2:05.412	25.878	1:01.539	37.995	182.1	6:13.167
6	1	1:52.948	23.218	55.089	34.641	216.3	15:44.147	3	1	2:02.919	24.755	1:01.869	36.295	199.1	8:16.086
7	1	1:56.206	22.589	56.975	36.642	207.0	17:40.353	4	1	1:58.613	24.123	58.639	35.851	191.9	10:14.699
8	1	1:53.476	22.203	56.302	34.971	234.6	19:33.829	5	1	1:56.472	23.244	57.637	35.591	206.2	12:11.171
9	1	1:52.271	22.371	55.123	34.777	212.1	21:26.100	6	1	1:57.526	23.616	58.088	35.822	195.6	14:08.697
10	1	1:53.054	22.443	55.543	35.068	216.7	23:19.154	7	1	1:56.315	23.062	56.263	36.990	205.8	16:05.012
11	1	1:50.135	22.029	54.070	34.036	224.2	25:09.289	8	1	1:56.594	23.839	56.900	35.855	188.0	18:01.606
12	1	2:22.412 B	22.040	1:03.331	57.041	221.9	27:31.701	9	1	2:46.191 B	25.376	1:15.504	1:05.311	226.9	20:47.797
13	2	7:17.664	5:46.111	55.177	36.376		34:49.365	10	1	4:40.024	3:03.440	1:00.288	36.296		25:27.821
14	2	1:49.870	22.167	53.171	34.532	228.3	36:39.235	11	1	2:21.133	26.458	1:18.065	36.610	205.0	27:48.954
15	2	1:51.606	22.219	53.903	35.484	237.2	38:30.841	12	1	1:56.624	23.097	57.053	36.474	203.9	29:45.578
16	2	1:52.575	22.572	54.877	35.126	237.7	40:23.416	13	1	2:16.691	22.848	1:16.515	37.328	221.9	32:02.269
17	2	1:50.720	21.887	53.955	34.878	240.8	42:14.136	14	1	1:54.812	22.651	55.470	36.691	221.5	33:57.081
18	2	2:30.023 B	22.130	53.159	1:14.734	228.8	44:44.159	15	1	2:05.467	23.226	1:03.589	38.652	200.6	36:02.548

**57** Lola T70 Mk.3 1968  
1.Christophe GADAIS P+2L

1	1	4:03.385	2:13.553	1:10.306	39.526		4:03.385
2	1	2:04.799	25.528	1:02.041	37.230	171.9	6:08.184
3	1	2:01.645	26.677	58.906	36.062	178.5	8:09.829
4	1	1:54.853	23.660	56.236	34.957	195.6	10:04.682
5	1	1:56.294	23.978	57.030	35.286	202.0	12:00.976
6	1	1:55.130	23.230	55.969	35.931	220.6	13:56.106
7	1	1:55.229	22.833	57.082	35.314	207.7	15:51.335
8	1	1:55.905	23.432	56.813	35.660	191.9	17:47.240
9	1	1:53.805	22.976	55.721	35.108	211.3	19:41.045
10	1	2:22.197 B	24.187	1:02.100	55.910	193.2	22:03.242
11	1	4:41.881 B	2:41.741	1:00.063	1:00.077		26:45.123
12	1	7:08.813	5:29.016	1:00.601	39.196		33:53.936
13	1	2:05.125	25.333	1:02.435	37.357	191.2	35:59.061
14	1	1:56.710	23.640	57.296	35.774	201.7	37:55.771
15	1	2:45.282	24.390	58.567	1:22.325	190.6	40:41.053
16	1	2:23.402 B	26.654	1:06.426	50.322	179.7	43:04.455

**59** Porsche 911 Carrera RSR 3.0 1974  
1.Jean-Louis BONNET GT1

1	1	3:51.661	2:00.182	1:09.953	41.526		3:51.661
2	1	2:15.404	28.369	1:05.401	41.634	154.1	6:07.065
3	1	2:17.277	27.986	1:07.244	42.047	182.1	8:24.342
4	1	2:13.280	28.003	1:04.607	40.670	174.0	10:37.622
5	1	2:13.806	26.867	1:04.750	42.189	188.6	12:51.428
6	1	2:12.480	26.847	1:04.965	40.668	195.6	15:03.908
7	1	2:12.545	27.028	1:04.742	40.775	188.0	17:16.453
8	1	2:11.239	27.318	1:03.526	40.395	178.3	19:27.692
9	1	2:09.392	26.306	1:03.146	39.940	176.3	21:37.084
10	1	2:28.088 B	27.188	1:04.693	56.207	183.9	24:05.172
11	1	4:12.281	2:21.635	1:08.645	42.001		28:17.453
12	1	2:16.873	27.516	1:06.616	42.741	196.7	30:34.326
13	1	2:27.342	38.320	1:07.378	41.644	89.7	33:01.668
14	1	2:17.520	28.330	1:07.211	41.979	166.7	35:19.188
15	1	2:13.303	28.666	1:03.715	40.922	164.0	37:32.491
16	1	2:10.626	27.241	1:03.139	40.246	183.6	39:43.117
17	1	2:14.806	26.717	1:05.751	42.338	190.9	41:57.923

**62** Chevron B19 1971  
1.Michael BIRCH P-2L

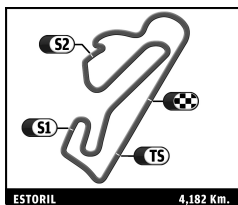
**66** Ford GT40 1965  
1.Jean-François DECAUX GT1

1	1	3:05.088	1:15.003	1:09.470	40.615		3:05.088
2	1	2:05.409	26.072	1:01.382	37.955	179.4	5:10.497
3	1	2:03.709	25.093	1:01.107	37.509	176.5	7:14.206
4	1	2:04.689	26.528	1:00.039	38.122	167.5	9:18.895
5	1	2:06.175	24.322	1:03.869	37.984	188.6	11:25.070
6	1	2:34.942	24.503	58.197	1:12.242	178.3	14:00.012
7	1	2:04.740	24.769	1:01.054	38.917	189.2	16:04.752
8	1	2:01.933	25.357	59.297	37.279	174.6	18:06.685
9	1	2:03.034	24.320	1:01.395	37.319	199.5	20:09.719
10	1	2:01.881	25.102	59.519	37.260	169.8	22:11.600
11	1	2:00.768	24.111	59.459	37.198	199.5	24:12.368
12	1	2:23.926	23.792	59.329	1:00.805	206.2	26:36.294
13	1	2:13.532	35.184	1:00.854	37.494	91.5	28:49.826
14	1	2:15.381	23.990	59.090	52.301	217.1	31:05.207
15	1	2:13.098	34.260	1:00.160	38.678	92.5	33:18.305
16	1	2:03.297	24.543	59.172	39.582	187.6	35:21.602
17	1	2:03.315	26.042	58.776	38.497	197.7	37:24.917
18	1	1:59.818	24.075	58.134	37.609	194.2	39:24.735
19	1	2:01.556	23.836	1:00.076	37.644	202.8	41:26.291
20	1	2:03.346	24.903	1:00.195	38.248	176.3	43:29.637

**67** Porsche 906 1967  
1.Luca LITTARDI P-2L

1	1	4:16.448	2:25.211	1:09.539	41.698		4:16.448
2	1	2:14.129	26.905	1:06.942	40.282	174.9	6:30.577
3	1	2:10.924	27.891	1:03.259	39.774	187.0	8:41.501
4	1	2:10.812	25.760	1:05.251	39.801	199.1	10:52.313
5	1	2:24.477 B	26.693	1:04.001	53.783	198.4	13:16.790
6	1	3:23.711	1:38.162	1:05.852	39.697		16:40.501
7	1	2:06.019	25.639	1:01.040	39.340	205.4	18:46.520
8	1	2:04.911	25.181	1:00.818	38.912	200.2	20:51.431
9	1	2:08.827	26.179	1:02.914	39.734	204.3	23:00.258
10	1	2:07.047	25.116	1:01.612	40.319	192.5	25:07.305
11	1	2:49.858 B	28.133	1:28.224	53.501	191.2	27:57.163
12	1	4:23.699	2:23.729	1:20.250	39.720		32:20.862
13	1	2:08.068	24.792	1:01.267	42.009	207.4	34:28.930





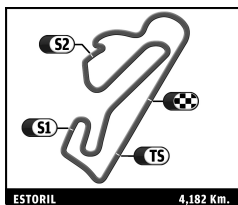
CLASSIC ENDURANCE RACING 1  
ESTORIL CLASSICS  
PRIVATE PRACTICE

Sector Analysis

Personal Best Session Best B Crossing the finish line in pit lane

Lap	D	Time	Sector 1	Sector 2	Sector 3	T. Spd	Elapsed	Lap	D	Time	Sector 1	Sector 2	Sector 3	T. Spd	Elapsed
14	1	2:06.528	25.803	1:00.989	39.736	182.1	36:35.458	10	2	2:28.248	26.036	1:23.690	38.522	207.7	27:47.526
15	1	2:05.331	24.694	1:01.944	38.693	210.5	38:40.789	11	2	<b>1:57.752</b>	<b>23.358</b>	56.938	37.456	210.5	29:45.278
16	1	<b>2:03.567</b>	24.663	1:00.254	<b>38.650</b>	208.5	40:44.356	12	2	2:22.411	23.747	1:21.869	<b>36.795</b>	210.5	32:07.689
17	1	2:04.757	<b>24.600</b>	<b>1:00.117</b>	40.040	213.4	42:49.113	13	2	2:11.287 <b>B</b>	24.315	<b>56.793</b>	50.179	214.6	34:18.976
<b>68</b> Porsche 911 Carrera RSR 3.0 1974 1. Claudio RODDARO GT1 2. Michel SPEYER								<b>79</b> Chevron B8 1969 1. Daniel ROUSTAN P-2L							
1	1	4:06.561	2:21.539	1:06.026	38.996		4:06.561	1	1	3:48.451	1:57.514	1:08.966	41.971		3:48.451
2	1	1:59.692	24.519	58.905	36.268	201.3	6:06.253	2	1	2:09.805	27.658	1:03.459	38.688	157.7	5:58.256
3	1	1:56.000	23.666	57.032	<b>35.302</b>	222.8	8:02.253	3	1	2:03.570	25.681	59.881	38.008	187.0	8:01.826
4	1	1:56.436	23.579	56.907	35.950	215.0	9:58.689	4	1	2:02.202	25.177	59.720	37.305	175.2	10:04.028
5	1	1:55.983	23.395	56.831	35.757	228.8	11:54.672	5	1	2:02.092	25.328	59.188	37.576	198.8	12:06.120
6	1	<b>1:55.708</b>	23.449	56.229	36.030	218.4	13:50.380	6	1	2:04.707	24.617	1:01.774	38.316	211.3	14:10.827
7	1	1:56.188	23.849	56.395	35.944	220.2	15:46.568	7	1	<b>1:59.921</b>	24.135	58.936	36.850	209.7	16:10.748
8	1	1:56.887	23.260	57.195	36.432	234.2	17:43.455	8	1	2:01.365	24.832	59.229	37.304	193.6	18:12.113
9	1	1:56.555	23.319	<b>56.228</b>	37.008	231.7	19:40.010	9	1	2:07.802	25.122	1:04.538	38.142	210.5	20:19.915
10	1	2:20.353 <b>B</b>	24.071	58.884	57.398	207.0	22:00.363	10	1	2:01.766	24.311	59.927	37.528	218.4	22:21.681
11	2	3:32.413	1:56.883	58.256	37.274		25:32.776	11	1	2:02.058	24.945	59.988	37.125	204.7	24:23.739
12	2	2:17.762	27.528	1:13.551	36.683	219.3	27:50.538	12	1	2:28.604 <b>B</b>	<b>24.065</b>	1:02.078	1:02.461	209.7	26:52.343
13	2	1:59.630	23.819	58.075	37.736	234.2	29:50.168	13	1	4:50.826	2:57.582	1:12.096	41.148		31:43.169
14	2	2:16.735	24.154	1:15.914	36.667	218.9	32:06.903	14	1	2:04.554	25.959	1:00.125	38.470	185.7	33:47.723
15	2	2:08.261	24.882	58.104	45.275	222.8	34:15.164	15	1	2:04.088	25.597	1:00.395	38.096	185.1	35:51.811
16	2	2:03.647	26.349	59.607	37.691	157.2	36:18.811	16	1	2:00.497	24.178	59.687	36.632	210.1	37:52.308
17	2	1:57.553	23.460	57.932	36.161	215.4	38:16.364	17	1	2:01.150	24.536	1:00.023	<b>36.591</b>	216.3	39:53.458
18	2	1:58.184	<b>23.158</b>	57.051	37.975	235.7	40:14.548	18	1	2:02.617	24.274	59.947	38.396	218.0	41:56.075
19	2	1:56.685	23.495	57.264	35.926	218.9	42:11.233	<b>89</b> McLaren M6B 1968 1. Max BANKS P+2L 2. Andrew BANKS							
<b>70</b> Lola T70 Mk.3B 1969 1. Pierre-Alain FRANCE P+2L								1	2	2:31.248	58.858	57.445	34.945		2:31.248
1	1	4:47.307	3:09.262	1:01.433	36.612		4:47.307	2	2	1:50.773	22.350	54.110	34.313	210.9	4:22.021
2	1	1:53.946	24.203	54.503	35.240	190.2	6:41.253	3	2	1:50.508	22.941	52.872	34.695	210.5	6:12.529
3	1	1:50.177	22.564	53.688	<b>33.925</b>	197.0	8:31.430	4	2	1:52.866	24.252	55.002	33.612	228.8	8:05.395
4	1	1:52.456	22.415	55.081	34.960	210.9	10:23.886	5	2	1:46.881	21.764	51.866	<b>33.251</b>	220.2	9:52.276
5	1	2:04.485 <b>B</b>	22.859	53.612	48.014	211.7	12:28.371	6	2	<b>1:46.633</b>	21.564	<b>51.727</b>	33.342	230.2	11:38.909
6	1	4:56.866	3:28.774	53.858	34.234		17:25.237	7	2	1:54.022	22.422	53.845	37.755	227.4	13:32.931
7	1	1:52.233	22.352	54.801	35.080	209.7	19:17.470	8	2	1:48.405	21.582	52.929	33.894	221.5	15:21.336
8	1	<b>1:48.880</b>	22.090	<b>52.700</b>	34.090	211.3	21:06.350	9	2	1:49.220	<b>21.207</b>	54.346	33.667	234.6	17:10.556
9	1	2:03.006 <b>B</b>	<b>21.997</b>	55.370	45.639	214.6	23:09.356	10	2	2:00.989 <b>B</b>	21.348	51.744	47.897	238.2	19:11.545
10	1	7:22.777	5:44.032	58.650	40.095		30:32.133	11	1	3:24.212	1:56.829	53.437	33.946		22:35.757
11	1	2:10.494	37.277	57.135	36.082	93.2	32:42.627	12	1	1:47.667	21.894	52.469	33.304	213.4	24:23.424
12	1	1:52.265	22.521	54.763	34.981	216.3	34:34.892	13	1	2:14.043	21.681	52.050	1:00.312	222.8	26:37.467
13	1	1:53.056	22.632	55.233	35.191	244.5	36:27.948	14	1	2:00.971	32.344	54.618	34.009	98.3	28:38.438
14	1	1:52.838	22.864	55.080	34.894	234.2	38:20.786	15	1	1:55.010	21.747	52.426	40.837	219.3	30:33.448
15	1	2:12.637	40.643	56.701	35.293	242.9	40:33.423	16	1	2:06.549	36.814	54.563	35.172	96.1	32:39.997
16	1	1:52.714	22.542	54.402	35.770	235.1	42:26.137	17	1	1:48.249	21.649	52.209	34.391	224.2	34:28.246
<b>78</b> Porsche 911 Carrera RSR 3.0 (C) 1974 1. Roberto BENUCCI GT1 2. Fabio BABINI								18	1	1:48.299	21.651	52.770	33.878	216.3	36:16.545
1	1	4:16.718	2:14.095	1:16.593	46.030		4:16.718	19	1	1:49.321	22.183	53.476	33.662	233.7	38:05.866
2	1	2:29.723	33.001	1:13.357	43.365	123.5	6:46.441	20	1	1:52.976	21.402	52.792	38.782	230.7	39:58.842
3	1	2:23.468	30.939	1:09.033	43.496	147.0	9:09.909	<b>99</b> Lola T70 Mk.3 1967 1. Nick CHESTER P+2L							
4	1	2:22.448	30.464	1:11.024	40.960	139.2	11:32.357	1	1	3:21.511	1:41.703	1:02.721	37.087		3:21.511
5	1	2:14.443	28.750	1:05.433	40.260	158.6	13:46.800	2	1	1:55.214	22.507	57.144	35.563	218.4	5:16.725
6	1	2:20.565	29.210	1:07.794	43.561	158.6	16:07.365	3	1	1:57.509	23.917	57.359	36.233	211.3	7:14.234
7	1	2:17.027	28.157	1:07.918	40.952	154.1	18:24.392	4	1	1:54.886	23.159	56.120	35.607	206.6	9:09.120
8	1	2:26.651 <b>B</b>	26.809	1:07.205	52.637	192.9	20:51.043								
9	2	4:28.235	2:52.275	58.412	37.548		25:19.278								





CLASSIC ENDURANCE RACING 1  
ESTORIL CLASSICS  
PRIVATE PRACTICE

Sector Analysis

Personal Best Session Best B Crossing the finish line in pit lane

Lap	D	Time	Sector 1	Sector 2	Sector 3	T. Spd	Elapsed	Lap	D	Time	Sector 1	Sector 2	Sector 3	T. Spd	Elapsed
5	1	1:55.201	23.038	56.060	36.103	206.6	11:04.321	19	1	1:52.337	22.353	54.410	35.574	237.2	41:02.036
6	1	1:52.828	22.172	55.667	34.989	218.9	12:57.149	20	1	1:53.224	23.023	54.929	35.272	217.6	42:55.260
7	1	1:53.610	22.924	55.787	34.899	208.9	14:50.759	21	1	2:20.518 B	22.576	1:00.614	57.328	228.3	45:15.778
8	1	1:53.102	22.055	55.078	35.969	225.6	16:43.861	<b>113</b> Ford GT40 Mk II (C) 1966							
9	1	2:08.176 B	22.871	55.170	50.135	204.3	18:52.037	1. Luco SANCHEZ GT1							
10	1	6:42.699	5:08.515	58.662	35.522		25:34.736	2. Michael FUNKE							
11	1	2:18.680	28.704	1:13.616	36.360	194.9	27:53.416	1	2	3:37.886 B	1:37.182	1:07.959	52.745		3:37.886
12	1	1:56.546	23.235	56.792	36.519	205.4	29:49.962	2	2	8:38.163 B	6:48.905	1:00.503	48.755		12:16.049
13	1	2:18.224	22.700	1:19.234	36.290	206.6	32:08.186	3	2	6:14.062 B	4:22.413	1:00.028	51.621		18:30.111
14	1	2:03.409	22.661	55.796	44.952	224.2	34:11.595	4	1	5:34.345	3:50.702	1:04.149	39.494		24:04.456
15	1	1:59.150	26.134	56.072	36.944	159.9	36:10.745	5	1	2:24.863	27.600	1:01.799	55.464	164.5	26:29.319
16	1	1:51.829	22.262	54.580	34.987	204.3	38:02.574	6	1	2:23.328	38.623	1:06.140	38.565	88.4	28:52.647
17	1	1:54.655	21.825	55.197	37.633	232.2	39:57.229	7	1	2:21.208	25.497	1:01.407	54.304	172.7	31:13.855
18	1	1:56.609	22.488	56.486	37.635	205.8	41:53.838	8	1	2:08.741	28.229	1:01.003	39.509	169.5	33:22.596
19	1	1:53.751	22.129	54.819	36.803	212.1	43:47.589	9	1	2:04.974	24.915	1:01.898	38.161	187.3	35:27.570

Lap	D	Time	Sector 1	Sector 2	Sector 3	T. Spd	Elapsed
1	1	3:55.819	2:23.172	57.012	35.635		3:55.819
2	1	1:52.562	22.802	55.777	33.983	223.3	5:48.381
3	1	1:48.689	21.585	53.049	34.055	235.1	7:37.070
4	1	1:49.111	21.705	52.974	34.432	230.7	9:26.181
5	1	1:50.708	21.465	54.515	34.728	238.7	11:16.889
6	1	1:47.696	21.241	52.217	34.238	237.7	13:04.585
7	1	2:05.180 B	21.270	59.097	44.813	237.7	15:09.765
8	1	3:23.276	1:55.143	53.679	34.454		18:33.041
9	1	1:50.347	21.147	54.405	34.795	238.2	20:23.388
10	1	1:49.088	21.384	53.236	34.468	240.8	22:12.476
11	1	2:02.053 B	23.278	54.808	43.967	221.0	24:14.529
12	1	4:15.058	2:41.295	58.422	35.341		28:29.587
13	1	1:54.620	23.356	55.925	35.339	224.2	30:24.207
14	1	2:10.364	33.649	1:01.698	35.017	162.8	32:34.571
15	1	1:54.058	22.527	54.900	36.631	232.7	34:28.629
16	1	1:51.999	22.727	54.126	35.146	225.1	36:20.628
17	1	1:52.749	22.483	55.548	34.718	229.3	38:13.377
18	1	2:11.750 B	22.549	54.990	54.211	231.2	40:25.127

Lap	D	Time	Sector 1	Sector 2	Sector 3	T. Spd	Elapsed
1	1	2:27.702	47.482	1:02.009	38.211		2:27.702
2	1	2:06.943 B	23.587	56.160	47.196	210.1	4:34.645
3	1	3:34.658	2:01.247	56.682	36.729		8:09.303
4	1	1:54.207	22.893	54.848	36.466	207.7	10:03.510
5	1	1:53.316	23.066	54.925	35.325	215.9	11:56.826
6	1	1:53.514	22.864	55.363	35.287	209.7	13:50.340
7	1	1:51.395	22.490	54.126	34.779	224.6	15:41.735
8	1	1:54.133	23.110	56.230	34.793	209.3	17:35.868
9	1	1:52.145	22.761	54.652	34.732	230.7	19:28.013
10	1	1:52.592	22.450	55.000	35.142	206.2	21:20.605
11	1	1:53.060	22.704	54.155	36.201	230.2	23:13.665
12	1	1:55.715	22.249	54.951	38.515	228.8	25:09.380
13	1	2:07.752	23.595	1:02.608	41.549	200.6	27:17.132
14	1	1:54.298	23.473	55.223	35.602	211.7	29:11.430
15	1	2:08.290 B	22.564	55.702	50.024	224.6	31:19.720
16	1	4:02.383	2:29.292	54.891	38.200		35:22.103
17	1	1:53.631	24.149	54.647	34.835	208.5	37:15.734
18	1	1:53.965	22.551	54.994	36.420	229.8	39:09.699

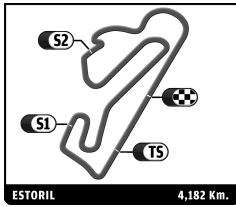
Lap	D	Time	Sector 1	Sector 2	Sector 3	T. Spd	Elapsed
1	2	3:37.886 B	1:37.182	1:07.959	52.745		3:37.886
2	2	8:38.163 B	6:48.905	1:00.503	48.755		12:16.049
3	2	6:14.062 B	4:22.413	1:00.028	51.621		18:30.111
4	1	5:34.345	3:50.702	1:04.149	39.494		24:04.456
5	1	2:24.863	27.600	1:01.799	55.464	164.5	26:29.319
6	1	2:23.328	38.623	1:06.140	38.565	88.4	28:52.647
7	1	2:21.208	25.497	1:01.407	54.304	172.7	31:13.855
8	1	2:08.741	28.229	1:01.003	39.509	169.5	33:22.596
9	1	2:04.974	24.915	1:01.898	38.161	187.3	35:27.570
10	1	2:04.127	24.574	1:00.080	39.473	188.6	37:31.697
11	1	2:02.457	24.423	1:00.837	37.197	187.0	39:34.154
12	1	2:01.583	24.420	59.922	37.241	194.2	41:35.737
13	1	1:58.670	23.573	58.026	37.071	205.4	43:34.407

Lap	D	Time	Sector 1	Sector 2	Sector 3	T. Spd	Elapsed
1	1	3:05.007	1:13.462	1:10.235	41.310		3:05.007
2	1	2:28.176 B	30.093	1:05.774	52.309	155.2	5:33.183
3	1	5:01.078	3:16.408	1:05.896	38.774		10:34.261
4	1	2:06.590	25.934	1:02.066	38.590	186.7	12:40.851
5	1	2:09.346	26.300	1:04.292	38.754	210.1	14:50.197
6	1	2:07.437	26.038	1:01.960	39.439	183.6	16:57.634
7	1	2:06.116	25.860	1:01.964	38.292	183.0	19:03.750
8	1	2:05.817	25.157	1:02.271	38.389	189.2	21:09.567
9	1	2:04.510	24.795	1:01.335	38.380	190.9	23:14.077
10	1	2:04.272	24.842	1:01.170	38.260	188.9	25:18.349
11	1	2:33.974	26.666	1:27.894	39.414	188.3	27:52.323
12	1	2:06.326	25.741	1:01.531	39.054	194.9	29:58.649
13	1	2:23.664	25.464	1:19.655	38.545	181.2	32:22.313
14	1	2:11.765	27.627	1:03.783	40.355	180.0	34:34.078
15	1	2:05.458	25.170	1:01.551	38.737	187.0	36:39.536
16	1	2:06.203	25.777	1:01.491	38.935	181.8	38:45.739
17	1	2:21.159 B	25.552	1:04.170	51.437	177.1	41:06.898

Lap	D	Time	Sector 1	Sector 2	Sector 3	T. Spd	Elapsed
1	1	7:36.587	6:03.284	58.684	34.619		7:36.587
2	1	1:53.509	21.915	55.254	36.340	215.4	9:30.096
3	1	2:06.196 B	22.396	55.876	47.924	201.7	11:36.292

Lap	D	Time	Sector 1	Sector 2	Sector 3	T. Spd	Elapsed
1	1	3:22.126	1:40.568	1:03.448	38.110		3:22.126
2	1	1:57.905	24.066	58.025	35.814	196.0	5:20.031
3	1	1:54.803	23.020	55.776	36.007	188.9	7:14.834
4	1	1:54.549	23.356	55.826	35.367	202.4	9:09.383
5	1	1:51.218	22.337	54.832	34.049	219.3	11:00.601
6	1	2:08.605 B	23.099	55.541	49.965	228.8	13:09.206
7	2	5:11.215	3:38.265	57.292	35.658		18:20.421
8	2	1:54.854	22.341	57.062	35.451	240.3	20:15.275
9	2	1:53.393	22.661	55.843	34.889	221.9	22:08.668





CLASSIC ENDURANCE RACING 1  
ESTORIL CLASSICS  
PRIVATE PRACTICE

Sector Analysis

■ Personal Best ■ Session Best B Crossing the finish line in pit lane

Lap	D	Time	Sector 1	Sector 2	Sector 3	T. Spd	Elapsed	Lap	D	Time	Sector 1	Sector 2	Sector 3	T. Spd	Elapsed
10	2	1:52.151	21.831	54.970	35.350	241.8	24:00.819								
11	2	2:04.597	21.707	54.908	47.982	237.2	26:05.416								
12	2	2:22.610	38.584	1:07.795	36.231	96.9	28:28.026								
13	2	1:55.362	21.738	57.543	36.081	237.7	30:23.388								
14	2	2:10.162	33.113	1:02.092	34.957	150.2	32:33.550								
15	2	2:04.088 B	21.297	55.064	47.727	254.7	34:37.638								
16	2	3:36.796	2:06.621	55.283	34.892		38:14.434								
17	2	2:12.870 B	21.893	57.189	53.788	231.7	40:27.304								

**180** Porsche 911 Carrera RSR 3.0 1974  
1. Richard HYWEL EVANS GT1  
2. Johannes STENGEL

1	1	3:06.373	1:15.707	1:10.324	40.342		3:06.373
2	1	2:09.029	28.102	1:02.755	38.172	174.6	5:15.402
3	1	2:05.576	25.412	1:02.039	38.125	200.6	7:20.978
4	1	2:06.268	26.280	1:01.457	38.531	196.0	9:27.246
5	1	2:05.442	25.410	1:01.668	38.364	197.0	11:32.688
6	1	2:04.303	25.149	1:01.138	38.016	201.7	13:36.991
7	1	2:03.140	24.575	1:00.757	37.808	200.6	15:40.131
8	1	2:05.526	25.450	1:01.925	38.151	198.4	17:45.657
9	1	2:02.119	24.356	1:00.080	37.683	208.5	19:47.776
10	1	2:17.256 B	24.679	1:01.667	50.910	210.5	22:05.032

**199** Chevron B19 1971  
1. Jamie CONSTABLE P-2L  
2. Steve BROOKS

1	1	2:39.564 B	49.289	1:00.539	49.736		2:39.564
2	1	4:18.987	2:50.726	54.518	33.743		6:58.551
3	1	1:49.388	21.634	53.133	34.621	236.7	8:47.939
4	1	1:47.664	21.838	52.480	33.346	227.9	10:35.603
5	1	1:48.313	21.847	52.477	33.989	232.7	12:23.916
6	1	1:46.758	21.100	52.527	33.131	244.5	14:10.674
7	1	2:07.070 B	21.373	54.663	51.034	233.2	16:17.744
8	2	4:20.916	2:48.416	56.548	35.952		20:38.660
9	2	1:51.379	22.177	53.961	35.241	225.6	22:30.039
10	2	1:50.471	21.802	54.244	34.425	235.1	24:20.510
11	2	2:15.161	21.350	53.937	59.874	245.6	26:35.671
12	2	2:03.947	32.942	55.306	35.699	92.0	28:39.618
13	2	1:53.618	21.686	53.160	38.772	238.2	30:33.236
14	2	2:16.434	38.406	58.089	39.939	91.1	32:49.670
15	2	1:52.532	23.449	54.839	34.244	229.3	34:42.202
16	2	1:49.315	21.398	53.514	34.403	245.6	36:31.517
17	2	1:53.551	23.808	54.718	35.025	227.9	38:25.068
18	2	1:54.042	21.594	57.884	34.564	242.9	40:19.110
19	2	1:52.137	21.365	56.072	34.700	246.7	42:11.247
20	2	2:29.500 B	21.930	55.018	1:12.552	216.7	44:40.747

