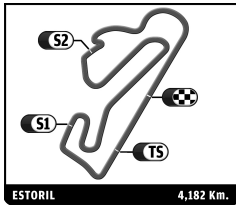


2.0L CUP
ESTORIL CLASSICS
QUALIFYING

Sector Analysis

Personal Best Session Best B Crossing the finish line in pit lane

Lap	D	Time	Sector 1	Sector 2	Sector 3	T. Spd	Elapsed	Lap	D	Time	Sector 1	Sector 2	Sector 3	T. Spd	Elapsed
2 Porsche 911 2.0L GTL 2.Oliver MATHAI															
1	2	2:59.928	1:06.202	1:09.084	44.642		2:59.928	1	1	3:01.316	1:10.511	1:07.856	42.949		3:01.316
2	2	2:21.240	29.894	1:08.566	42.780	158.6	5:21.168	2	1	2:27.772	30.138	1:13.990	43.644	158.8	5:29.088
3	2	2:18.769	28.031	1:06.719	44.019	166.9	7:39.937	3	1	2:18.198	30.078	1:06.360	41.760	162.8	7:47.286
4	2	2:34.430	31.781	1:14.975	47.674	144.3	10:14.367	4	1	2:19.279	29.333	1:06.836	43.110	178.8	10:06.565
5	2	2:50.197	34.150	1:16.668	59.379	125.7	13:04.564	5	1	2:19.657	29.028	1:07.038	43.591	173.8	12:26.222
5 Porsche 911 2.0L GTL 1.Dirk PETERS															
1	1	2:48.837	57.386	1:08.520	42.931		2:48.837	6	1	2:18.052	28.267	1:07.214	42.571	178.3	14:44.274
2	1	2:47.238	28.754	1:34.373	44.111	185.4	5:36.075	7	1	2:18.231	28.348	1:06.676	43.207	175.2	17:02.505
3	1	2:18.742	28.009	1:07.643	43.090	185.7	7:54.817	8	1	2:17.101	28.648	1:06.350	42.103	173.5	19:19.606
4	1	2:20.676	28.351	1:08.059	44.266	186.1	10:15.493	9	1	2:15.056	27.437	1:05.077	42.542	191.5	21:34.662
5	1	2:17.634	28.125	1:06.735	42.774	173.2	12:33.127	10	1	2:17.252	27.747	1:06.346	43.159	188.6	23:51.914
6	1	2:19.542	27.901	1:08.603	43.038	188.3	14:52.669	11	1	2:27.081	28.710	1:10.903	47.468	181.5	26:18.995
7	1	2:20.926	28.167	1:09.130	43.629	182.4	17:13.595								
8	1	2:19.728	27.463	1:08.626	43.639	194.6	19:33.323								
9	1	2:18.735	27.547	1:07.442	43.746	194.2	21:52.058								
10	1	2:18.311	27.807	1:07.670	42.834	194.2	24:10.369								
11	1	2:19.252	27.406	1:07.081	44.765	194.6	26:29.621								
12	1	2:18.972	28.108	1:07.545	43.319	183.3	28:48.593								
10 Porsche 911 2.0L GTL 1.Juan Pablo ORJUELA 2.Nelson CALLE															
1	2	3:01.750	1:15.870	1:05.279	40.601		3:01.750	1	2	2:39.351	51.552	1:06.938	40.861		2:39.351
2	2	2:11.569	27.389	1:03.806	40.374	185.1	5:13.319	2	2	2:09.154	25.621	1:02.931	40.602	202.0	4:48.505
3	2	2:10.722	25.896	1:04.274	40.552	195.3	7:24.041	3	2	2:10.903	26.238	1:03.530	41.135	198.4	6:59.408
4	2	2:09.744	25.820	1:03.537	40.387	201.3	9:33.785	4	2	2:08.850	25.865	1:02.819	40.166	203.2	9:08.258
5	2	2:09.918	25.718	1:03.720	40.480	202.8	11:43.703	5	2	2:26.363	30.817	1:05.413	50.133	157.9	11:34.621
6	2	2:16.985	25.788	1:04.115	47.082	201.7	14:00.688	6	1	4:08.895	2:22.264	1:05.437	41.194		15:43.516
7	1	3:48.961	2:02.955	1:04.792	41.214		17:49.649	7	1	2:12.332	26.514	1:04.686	41.132	202.8	17:55.848
8	1	2:10.534	26.352	1:04.124	40.058	201.7	20:00.183	8	1	2:11.360	25.760	1:04.609	40.991	202.0	20:07.208
9	1	2:08.819	25.380	1:03.118	40.321	205.0	22:09.002	9	1	2:09.922	25.698	1:03.551	40.673	203.9	22:17.130
10	1	2:09.733	25.867	1:03.359	40.507	203.2	24:18.735	10	1	2:12.034	25.934	1:03.901	42.199	204.7	24:29.164
11	1	2:12.351	26.079	1:04.774	41.498	204.3	26:31.086	11	1	2:10.492	26.032	1:03.478	40.982	202.4	26:39.656
12	1	2:11.873	26.739	1:04.532	40.602	203.2	28:42.959	12	1	2:12.949	27.432	1:04.568	40.949	203.5	28:52.605
13	1	2:12.648	25.809	1:04.659	42.180	204.3	30:55.607	13	1	2:11.716	25.753	1:05.240	40.723	204.3	31:04.321
27 Porsche 911 2.0L GTL-ELI 1.Stephen EDWARDS 2.Matt NEAL															
1	2	2:39.351	51.552	1:06.938	40.861		2:39.351	1	1	2:54.966	1:03.435	1:08.779	42.752		2:54.966
2	2	2:09.154	25.621	1:02.931	40.602	202.0	4:48.505	2	1	2:16.126	27.231	1:06.115	42.780	185.1	5:11.092
3	2	2:10.903	26.238	1:03.530	41.135	198.4	6:59.408	3	1	2:16.549	27.281	1:06.463	42.805	184.8	7:27.641
4	2	2:08.850	25.865	1:02.819	40.166	203.2	9:08.258	4	1	2:16.096	27.082	1:06.407	42.607	189.6	9:43.737
5	2	2:26.363	30.817	1:05.413	50.133	157.9	11:34.621	5	1	2:17.724	27.569	1:07.597	42.558	187.0	12:01.461
6	1	4:08.895	2:22.264	1:05.437	41.194		15:43.516	6	1	2:27.857	27.349	1:07.666	52.842	179.4	14:29.318
7	1	2:12.332	26.514	1:04.686	41.132	202.8	17:55.848	7	1	4:09.251	2:18.849	1:07.822	42.580		18:38.569
8	1	2:11.360	25.760	1:04.609	40.991	202.0	20:07.208	8	1	2:17.927	27.918	1:06.970	43.039	171.6	20:56.496
9	1	2:09.922	25.698	1:03.551	40.673	203.9	22:17.130	9	1	2:16.839	27.440	1:06.343	43.056	183.9	23:13.335
10	1	2:12.034	25.934	1:03.901	42.199	204.7	24:29.164	10	1	2:17.715	28.098	1:06.749	42.868	173.5	25:31.050
11	1	2:10.492	26.032	1:03.478	40.982	202.4	26:39.656	11	1	2:17.557	27.631	1:06.999	42.927	178.0	27:48.607
12	1	2:12.949	27.432	1:04.568	40.949	203.5	28:52.605	12	1	2:32.684	27.524	1:06.410	58.750	183.0	30:21.291
13	1	2:11.716	25.753	1:05.240	40.723	204.3	31:04.321								
29 Porsche 911 2.0L GTL 1.Bernhard VANHAUTER															
1	1	2:54.966	1:03.435	1:08.779	42.752		2:54.966	1	1	3:02.498	1:16.218	1:05.235	41.045		3:02.498
2	1	2:16.126	27.231	1:06.115	42.780	185.1	5:11.092	2	1	2:12.535	27.473	1:04.447	40.615	174.0	5:15.033
3	1	2:16.549	27.281	1:06.463	42.805	184.8	7:27.641	3	1	2:11.255	26.188	1:03.840	41.227	197.0	7:26.288
4	1	2:16.096	27.082	1:06.407	42.607	189.6	9:43.737	4	1	2:10.155	25.965	1:03.391	40.799	198.8	9:36.443
5	1	2:17.724	27.569	1:07.597	42.558	187.0	12:01.461	5	1	2:11.154	25.863	1:04.097	41.194	198.4	11:47.597
6	1	2:27.857	27.349	1:07.666	52.842	179.4	14:29.318	6	1	2:10.877	25.710	1:03.943	41.224	198.8	13:58.474
7	1	4:09.251	2:18.849	1:07.822	42.580		18:38.569	7	1	2:18.581	26.012	1:04.150	48.419	198.1	16:17.055
8	1	2:17.927	27.918	1:06.970	43.039	171.6	20:56.496	8	1	4:39.381	2:23.787	1:07.737	1:07.857		20:56.436
9	1	2:16.839	27.440	1:06.343	43.056	183.9	23:13.335								
10	1	2:17.715	28.098	1:06.749	42.868	173.5	25:31.050								
11	1	2:17.557	27.631	1:06.999	42.927	178.0	27:48.607								
12	1	2:32.684	27.524	1:06.410	58.750	183.0	30:21.291								
35 Porsche 911 2.0L GTL 1.Frédéric DI EGIDIO															
1	1	3:02.498	1:16.218	1:05.235	41.045		3:02.498								
2	1	2:12.535	27.473	1:04.447	40.615	174.0	5:15.033								
3	1	2:11.255	26.188	1:03.840	41.227	197.0	7:26.288								
4	1	2:10.155	25.965	1:03.391	40.799	198.8	9:36.443								
5	1	2:11.154	25.863	1:04.097	41.194	198.4	11:47.597								
6	1	2:10.877	25.710	1:03.943	41.224	198.8	13:58.474								
7	1	2:18.581	26.012	1:04.150	48.419	198.1	16:17.055								
8	1	4:39.381	2:23.787	1:07.737	1:07.857		20:56.436								

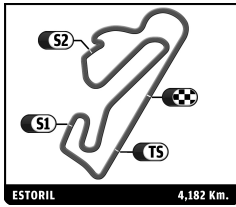


2.0L CUP
ESTORIL CLASSICS
QUALIFYING

Sector Analysis

Personal Best Session Best B Crossing the finish line in pit lane

Lap	D	Time	Sector 1	Sector 2	Sector 3	T. Spd	Elapsed	Lap	D	Time	Sector 1	Sector 2	Sector 3	T. Spd	Elapsed	
42	Porsche 911 2.0L 1. Stephan KOENIG 2. Philipp KOENIG							GTL	7	1	2:08.390	25.258	1:03.158	39.974	201.3	15:33.480
	8	1	2:18.660	B	26.383	1:04.050	48.227		183.3	17:52.140						
	9	2	3:30.636	1:46.677	1:03.858	40.101	21:22.776									
	10	2	2:08.206	25.723	1:02.657	39.826	197.0		23:30.982							
	11	2	2:07.768	25.552	1:02.342	39.874	199.1		25:38.750							
	12	2	2:27.586	26.618	1:16.554	44.414	197.4		28:06.336							
	13	2	2:07.884	25.403	1:02.508	39.973	202.0		30:14.220							
	1	2	2:49.256	58.452	1:08.043	42.761	2:49.256									
	2	2	2:13.988	27.807	1:05.072	41.109	191.5		5:03.244							
	3	2	2:12.342	26.540	1:04.454	41.348	200.9		7:15.586							
	4	2	2:11.232	26.031	1:04.065	41.136	201.7		9:26.818							
	5	2	2:20.836	B	27.506	1:04.219	49.111		194.9	11:47.654						
	6	2	3:49.561	2:04.988	1:03.977	40.596	15:37.215									
	7	2	2:13.133	26.722	1:05.152	41.259	198.1		17:50.348							
8	2	2:11.217	26.096	1:04.232	40.889	198.4	20:01.565									
9	2	2:09.564	26.001	1:03.299	40.264	203.2	22:11.129									
10	2	2:10.671	25.868	1:03.901	40.902	202.8	24:21.800									
11	2	2:11.199	25.916	1:04.461	40.822	197.0	26:32.999									
12	2	2:12.520	26.192	1:04.988	41.340	200.2	28:45.519									
13	2	2:12.833	26.947	1:04.509	41.377	191.9	30:58.352									
53	Porsche 911 2.0L 1. Christian COLL							GTL	1	1	2:54.892	1:07.111	1:05.486	42.295	2:54.892	
	2	1	2:11.583	26.029	1:04.595	40.959	200.9		5:06.475							
	3	1	2:11.681	26.381	1:04.149	41.151	191.9		7:18.156							
	4	1	2:10.682	26.065	1:03.688	40.929	190.9		9:28.838							
	5	1	2:10.768	26.234	1:03.681	40.853	198.4		11:39.606							
	6	1	2:10.785	25.970	1:03.972	40.843	195.6		13:50.391							
	7	1	2:10.566	25.834	1:03.784	40.948	199.1		16:00.957							
	8	1	2:36.341	B	28.556	1:09.637	58.148		168.0	18:37.298						
	9	1	4:27.332	2:41.941	1:04.601	40.790	23:04.630									
	10	1	2:09.953	25.728	1:03.210	41.015	199.9		25:14.583							
	11	1	2:09.345	25.705	1:02.877	40.763	200.6		27:23.928							
	12	1	2:11.198	25.806	1:03.889	41.503	198.1		29:35.126							
	13	1	2:13.471	25.754	1:03.893	43.824	199.9		31:48.597							
	55	Porsche 911 2.0L 1. Philippe de CRAENE							GTL	1	1	2:51.498	1:01.392	1:08.326	41.780	2:51.498
2		1	2:12.517	27.332	1:04.523	40.662	174.9	5:04.015								
3		1	2:12.209	26.567	1:04.256	41.386	191.5	7:16.224								
4		1	2:11.376	26.835	1:03.637	40.904	195.3	9:27.600								
5		1	2:10.957	26.111	1:04.044	40.802	197.7	11:38.557								
6		1	2:19.373	B	26.319	1:04.443	48.611	197.4		13:57.930						
7		1	4:10.852	2:22.167	1:07.062	41.623	18:08.782									
8		1	2:12.595	26.363	1:04.946	41.286	192.9	20:21.377								
9		1	2:12.439	26.179	1:04.819	41.441	191.5	22:33.816								
10		1	2:11.869	26.677	1:04.187	41.005	188.3	24:45.685								
11		1	2:13.966	26.128	1:06.166	41.672	198.1	26:59.651								
12		1	2:12.779	26.522	1:04.566	41.691	190.9	29:12.430								
13		1	2:14.729	27.068	1:05.581	42.080	177.4	31:27.159								
60		Porsche 911 2.0L 1. Kyle TILLEY 2. Oliver BRYANT								ELI	1	1	2:39.576	52.036	1:06.837	40.703
	2	1	2:08.921	25.674	1:03.251	39.996	188.6	4:48.497								
	3	1	2:09.434	25.796	1:03.248	40.390	192.5	6:57.931								
	4	1	2:09.138	25.646	1:03.187	40.305	198.8	9:07.069								
	5	1	2:09.456	25.526	1:03.271	40.659	197.4	11:16.525								
	6	1	2:08.565	25.472	1:02.975	40.118	198.8	13:25.090								
	64	Porsche 911 2.0L 1. Marino FRANCHITTI 2. Dario FRANCHITTI							ELI		1	1	2:49.899	57.794	1:09.675	42.430
2		1	2:10.314	27.219	1:03.198	39.897	175.2	5:00.213								
3		1	2:08.888	25.893	1:02.652	40.343	190.2	7:09.101								
4		1	2:08.572	25.953	1:02.650	39.969	190.9	9:17.673								
5		1	2:07.986	25.593	1:02.568	39.825	197.0	11:25.659								
6		1	2:10.216	25.517	1:03.501	41.198	194.6	13:35.875								
7		1	2:08.650	25.447	1:02.901	40.302	193.2	15:44.525								
8		1	2:16.580	B	25.907	1:03.270	47.403	192.2		18:01.105						
9		2	3:49.597	2:06.498	1:03.161	39.938	21:50.702									
10		2	2:08.087	25.678	1:02.648	39.761	198.4	23:58.789								
11		2	2:08.296	26.374	1:02.228	39.694	190.9	26:07.085								
12		2	2:07.220	25.567	1:02.028	39.625	198.1	28:14.305								
68		Porsche 911 2.0L 1. Juergen WESTPHAL 2. David VERZIJLBERGEN								GTL-ELI	1	2	2:56.362	1:10.859	1:04.962	40.541
	2	2	2:10.091	26.196	1:03.335	40.560	192.5	5:06.453								
	3	2	2:09.983	26.106	1:03.074	40.803	187.3	7:16.436								
	4	2	2:10.414	26.244	1:03.392	40.778	191.5	9:26.850								
	5	2	2:08.805	26.045	1:02.777	39.983	188.9	11:35.655								
	6	2	2:08.224	25.696	1:02.393	40.135	192.9	13:43.879								
	7	2	2:16.099	B	26.081	1:04.163	45.855	192.5	15:59.978							
	8	1	5:33.573	3:42.561	1:08.369	42.643	21:33.551									
	9	1	2:17.356	27.671	1:07.081	42.604	185.7	23:50.907								
	10	1	2:15.614	28.869	1:05.390	41.355	169.0	26:06.521								
	11	1	2:15.570	27.369	1:05.474	42.727	185.4	28:22.091								
	12	1	2:13.894	27.226	1:05.019	41.649	191.5	30:35.985								
	71	Porsche 911 2.0L 1. Johannes STENDEL 2. Richard HYWEL EVANS							GTL		1	1	2:40.560	53.674	1:06.579	40.307
2		1	2:10.126	26.524	1:03.778	39.824	164.5	4:50.686								
3		1	2:10.055	26.137	1:03.479	40.439	184.8	7:00.741								
4		1	2:10.778	26.527	1:04.128	40.123	188.9	9:11.519								
5		1	2:10.027	26.078	1:03.579	40.370	182.4	11:21.546								
6		1	2:10.347	26.449	1:03.578	40.320	183.0	13:31.893								
7		1	2:22.395	B	25.758	1:05.228	51.409	187.6		15:54.288						
8		2	3:47.793	1:59.837	1:06.424	41.532	19:42.081									
9		2	2:16.886	27.193	1:08.283	41.410	161.3	21:58.967								
10		2	2:14.271	27.038	1:05.547	41.686	170.6	24:13.238								
11		2	2:14.325	26.738	1:05.385	42.202	187.0	26:27.563								
12		2	2:14.578	27.049	1:05.595	41.934	176.8	28:42.141								
13		2	2:14.484	27.380	1:05.237	41.867	179.7	30:56.625								
75		Porsche 911 2.0L 1. Jan HUNGER								GTL	1	1	3:00.687	1:06.898	1:10.786	43.003



2.0L CUP
ESTORIL CLASSICS
QUALIFYING

Sector Analysis

Personal Best Session Best B Crossing the finish line in pit lane

Lap	D	Time	Sector 1	Sector 2	Sector 3	T. Spd	Elapsed	Lap	D	Time	Sector 1	Sector 2	Sector 3	T. Spd	Elapsed
2	1	2:19.171	28.311	1:08.030	42.830	181.5	5:19.858	2	2	2:09.450	26.020	1:03.077	40.353	180.9	4:49.523
3	1	2:17.913	28.036	1:07.502	42.375	194.6	7:37.771	3	2	2:10.125	25.699	1:03.667	40.759	184.8	6:59.648
4	1	2:16.580	27.850	1:06.455	42.275	183.6	9:54.351	4	2	2:08.954	26.044	1:02.651	40.259	198.4	9:08.602
5	1	2:16.522	27.422	1:06.501	42.599	186.7	12:10.873	5	2	2:09.791	25.745	1:02.985	41.061	186.1	11:18.393
6	1	2:15.093	27.069	1:05.836	42.188	190.6	14:25.966	6	2	2:11.372	25.883	1:03.645	41.844	187.3	13:29.765
7	1	2:16.466	27.140	1:06.183	43.143	191.5	16:42.432	7	2	2:09.241	25.706	1:03.142	40.393	190.2	15:39.006
8	1	2:29.180	27.856	1:07.434	53.890	170.6	19:11.612	8	2	2:20.479	26.190	1:04.273	50.016	176.0	17:59.485
9	1	4:07.876	2:19.128	1:06.065	42.683		23:19.488	9	1	3:19.445	1:35.989	1:03.470	39.986		21:18.930
10	1	2:14.478	26.864	1:05.308	42.306	195.6	25:33.966	10	1	2:08.707	25.774	1:02.592	40.341	193.2	23:27.637
11	1	2:17.329	26.887	1:07.098	43.344	195.6	27:51.295	11	1	2:08.225	25.706	1:02.200	40.319	193.2	25:35.862
12	1	2:15.075	26.828	1:05.627	42.620	195.3	30:06.370	12	1	2:10.998	25.436	1:04.670	40.892	197.0	27:46.860
								13	1	2:08.061	25.724	1:02.300	40.037	198.8	29:54.921
								14	1	2:08.132	25.697	1:02.336	40.099	191.5	32:03.053

91 Porsche 911 2.0L
1. Francisco SA CARNEIRO
2. Carlos BARBOSA
GTL

1	1	4:19.004	2:22.930	1:12.280	43.794		4:19.004
2	1	2:19.898	28.736	1:08.331	42.831	160.9	6:38.902
3	1	2:19.331	28.465	1:08.061	42.805	158.6	8:58.233
4	1	2:21.633	28.619	1:08.769	44.245	183.0	11:19.866
5	1	2:20.133	28.952	1:08.297	42.884	163.0	13:39.999
6	1	2:31.476	31.972	1:09.350	50.154	160.9	16:11.475
7	2	5:06.081	2:59.807	1:18.134	48.140		21:17.556
8	2	2:31.859	32.485	1:13.102	46.272	135.3	23:49.415
9	2	2:29.131	30.161	1:11.569	47.401	149.6	26:18.546
10	2	2:24.719	29.425	1:09.640	45.654	161.1	28:43.265
11	2	2:31.266	31.190	1:13.029	47.047	158.3	31:14.531

100 Porsche 911 2.0L
1. Antonio SIMOES
2. Pedro Bastos REZENDE
GTL

1	1	3:00.804	1:13.157	1:05.818	41.829		3:00.804
2	1	2:10.129	26.127	1:03.510	40.492	196.0	5:10.933
3	1	2:09.090	25.804	1:02.659	40.627	199.1	7:20.023
4	1	2:21.296	25.638	1:02.733	52.925	192.9	9:41.319
5	2	5:43.662	3:53.738	1:07.399	42.525		15:24.981
6	2	2:15.350	27.378	1:05.264	42.708	190.2	17:40.331
7	2	2:12.206	26.430	1:04.401	41.375	195.3	19:52.537
8	2	2:11.685	26.240	1:03.516	41.929	198.4	22:04.222
9	2	2:27.748	29.148	1:12.805	45.795	186.4	24:31.970
10	2	2:33.077	26.948	1:04.745	1:01.384	197.0	27:05.047

165 Porsche 911 2.0L
1. Alexis FALCON
GTL

1	1	3:17.810	1:22.334	1:11.414	44.062		3:17.810
2	1	2:20.616	28.399	1:08.524	43.693	175.7	5:38.426
3	1	2:17.377	27.593	1:06.762	43.022	188.3	7:55.803
4	1	2:19.476	27.813	1:07.955	43.708	184.2	10:15.279
5	1	2:16.469	27.666	1:06.194	42.609	188.3	12:31.748
6	1	2:16.402	27.329	1:06.114	42.959	188.0	14:48.150
7	1	2:16.225	27.259	1:06.174	42.792	190.6	17:04.375
8	1	2:26.432	27.845	1:07.509	51.078	179.4	19:30.807
9	1	3:46.705	1:55.311	1:07.828	43.566		23:17.512
10	1	2:19.693	27.621	1:07.672	44.400	187.3	25:37.205
11	1	2:21.659	27.169	1:07.300	47.190	188.6	27:58.864
12	1	2:18.642	27.316	1:06.587	44.739	188.6	30:17.506

269 Porsche 911 2.0L
1. Vincent KOLB
2. Max MORITZ
GTL-ELI

1	2	2:40.073	52.493	1:06.867	40.713		2:40.073
---	---	----------	--------	----------	--------	--	----------

757 Porsche 911 2.0L
1. Jürgen RUDOLPH
GTL

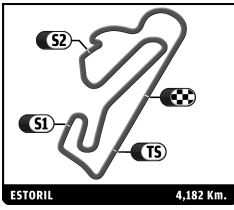
1	1	2:42.100	54.945	1:06.323	40.832		2:42.100
2	1	2:09.485	26.473	1:03.206	39.806	190.2	4:51.585
3	1	2:09.561	26.291	1:03.300	39.970	195.3	7:01.146
4	1	2:08.688	25.660	1:03.266	39.762	198.4	9:09.834
5	1	2:08.643	25.593	1:02.667	40.383	203.5	11:18.477
6	1	2:21.234	25.582	1:03.115	52.537	204.3	13:39.711
7	1	4:11.389	2:24.990	1:05.414	40.985		17:51.100
8	1	2:13.121	26.112	1:03.838	43.171	199.1	20:04.221
9	1	2:25.361	25.597	1:18.688	41.076	208.9	22:29.582
10	1	2:12.573	25.588	1:04.984	42.001	207.4	24:42.155
11	1	2:25.846	26.656	1:16.817	42.373	204.3	27:08.001
12	1	2:30.080	25.801	1:07.239	57.040	204.7	29:38.081

919 Porsche 911 2.0L
1. Frank STRICKER
GTL

1	1	2:48.226	56.057	1:09.107	43.062		2:48.226
2	1	2:14.636	27.296	1:05.620	41.720	185.4	5:02.862
3	1	2:16.461	28.160	1:05.724	42.577	184.5	7:19.323
4	1	2:14.074	27.286	1:05.241	41.547	188.9	9:33.397
5	1	2:22.334	27.388	1:06.419	48.527	188.3	11:55.731
6	1	3:19.599	1:31.482	1:05.991	42.126		15:15.330
7	1	2:14.749	27.550	1:05.525	41.674	188.6	17:30.079
8	1	2:14.022	27.240	1:05.473	41.309	189.2	19:44.101
9	1	2:14.314	27.249	1:05.577	41.488	188.6	21:58.415
10	1	2:14.433	26.929	1:05.657	41.847	189.9	24:12.848
11	1	2:16.481	27.711	1:05.460	43.310	188.3	26:29.329
12	1	2:15.419	27.346	1:06.572	41.501	189.2	28:44.748
13	1	2:14.307	27.268	1:05.666	41.373	190.6	30:59.055

999 Porsche 911 2.0L
1. Olivier RASTIT
GTL

1	1	3:10.036	1:18.666	1:08.617	42.753		3:10.036
2	1	2:17.251	27.413	1:07.317	42.521	189.9	5:27.287
3	1	2:19.795	28.089	1:07.646	44.060	159.5	7:47.082
4	1	2:18.946	28.142	1:07.571	43.233	174.9	10:06.028
5	1	2:20.010	28.147	1:07.971	43.892	168.5	12:26.038
6	1	2:17.847	27.737	1:07.036	43.074	175.7	14:43.885
7	1	2:18.154	28.083	1:06.862	43.209	171.3	17:02.039
8	1	2:19.879	28.177	1:08.368	43.334	166.9	19:21.918
9	1	2:17.388	27.690	1:06.420	43.278	164.2	21:39.306
10	1	2:18.998	28.223	1:07.500	43.275	165.9	23:58.304



2.0L CUP
ESTORIL CLASSICS
QUALIFYING

Sector Analysis

■ Personal Best ■ Session Best B Crossing the finish line in pit lane

Lap	D	Time	Sector 1	Sector 2	Sector 3	T. Spd	Elapsed	Lap	D	Time	Sector 1	Sector 2	Sector 3	T. Spd	Elapsed
11	1	2:20.104	27.861	1:07.537	44.706	178.0	26:18.408								
12	1	2:20.016	27.896	1:07.409	44.711	162.1	28:38.424								
13	1	2:18.110	28.358	1:05.842	43.910	159.5	30:56.534								