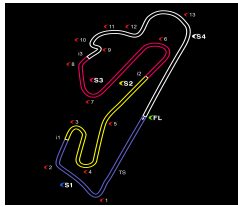


# ANPAC CLASSIC RACING

## CIRCUITO ESTORIL

16/17 SETEMBRO 2023



## CPVL LEGENDS

### ANPAC CLASSIC RACING - Estoril 17 Setembro 2023

#### CORRIDA 1

Volta a volta

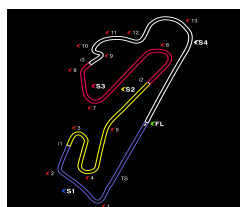

— Volta invalidada    ■ Melhor marca pessoal    ■ Melhor da sessão    B Cruzar pelo pit lane

Vlt.	Tempo	Inter. 1	Inter. 2	Inter. 3	km/h	Decorrido	Vlt.	Tempo	Inter. 1	Inter. 2	Inter. 3	km/h	Decorrido
<b>3</b> PAULO SPINOLA							6	1:51.512	24.000	30.091	57.421	134.4	11:25.641
PAULO SAMUEL PAIXÃO SPINOLA      CITROEN SAXO							7	1:52.610	24.333	<b>30.072</b>	58.205	133.1	13:18.251
1	2:08.245	30.765	34.229	1:03.251	116.9	2:08.245	8	1:51.975	23.013	30.348	58.614	133.8	15:10.226
2	2:06.951	29.692	33.339	1:03.920	118.1	4:15.196	9	1:52.120	23.367	30.649	58.104	133.7	17:02.346
3	2:01.723	<b>25.161</b>	33.417	1:03.145	123.1	6:16.919	10	1:53.230	23.257	30.749	59.224	132.4	18:55.576
4	2:02.001	25.690	33.250	1:03.061	122.8	8:18.920	11	1:52.855	23.460	30.522	58.873	132.8	20:48.431
5	<b>2:01.462</b>	25.548	<b>33.135</b>	<b>1:02.779</b>	123.4	10:20.382	12	1:53.085	23.344	31.399	58.342	132.5	22:41.516
6	2:02.269	25.651	33.653	1:02.965	122.6	12:22.651	13	2:06.998	23.638	44.441	58.919	118.0	24:48.514
7	2:02.456	25.990	33.588	1:02.878	122.4	14:25.107	14	1:56.762	23.973	31.435	1:01.354	128.4	26:45.276
8	2:01.553	25.384	33.277	1:02.892	123.3	16:26.660							
9	2:02.151	25.522	33.669	1:02.960	122.7	18:28.811	<b>15</b> PAULO SOUSA						
10	2:02.359	25.390	34.119	1:02.850	122.5	20:31.170	PAULO SOUSA      BMW E36 M3						
11	2:01.987	25.628	33.380	1:02.979	122.9	22:33.157	1	1:53.756	26.043	29.712	58.001	131.7	1:53.756
12	2:02.303	25.569	33.900	1:02.834	122.5	24:35.460	2	1:52.071	23.457	31.084	57.530	133.7	3:45.827
13	2:02.595	25.487	33.619	1:03.489	122.2	26:38.055	3	1:50.217	22.894	29.371	57.952	136.0	5:36.044
							4	<b>1:49.456</b>	23.065	<b>29.330</b>	<b>57.061</b>	136.9	7:25.500
							5	1:49.551	<b>22.795</b>	29.692	57.064	136.8	9:15.051
							6	1:50.005	23.069	29.756	57.180	136.2	11:05.056
							7	1:50.168	23.070	29.679	57.419	136.0	12:55.224
							8	1:49.823	23.071	29.515	57.237	136.5	14:45.047
							9	1:50.031	23.004	29.461	57.566	136.2	16:35.078
							10	1:51.225	23.239	29.615	58.371	134.7	18:26.303
							11	1:51.062	23.404	29.918	57.740	134.9	20:17.365
							12	1:52.156	23.474	29.945	58.737	133.6	22:09.521
							13	1:51.922	23.281	29.842	58.799	133.9	24:01.443
							14	1:52.459	23.653	29.871	58.935	133.3	25:53.902
<b>8</b> LUIS BARROS							<b>21</b> JOSÉ MEIRELES						
LOB MOTORSPORT      FORD SIERRA RS 500							JOSÉ MEIRELES      BMW M3 E30						
1	1:49.649	25.154	28.857	<b>55.638</b>	136.7	1:49.649	1	1:59.378	27.798	32.221	59.359	125.5	1:59.378
2	1:47.740	22.432	28.846	56.462	139.1	3:37.389	2	1:53.724	23.921	30.477	59.326	131.8	3:53.102
3	1:47.929	22.524	29.152	56.253	138.9	5:25.318	3	1:53.304	24.039	30.280	58.985	132.3	5:46.406
4	1:47.663	22.734	29.040	55.889	139.2	7:12.981	4	1:54.243	23.770	30.721	59.752	131.2	7:40.649
5	1:47.506	22.419	<b>28.798</b>	56.289	139.4	9:00.487	5	1:52.996	23.761	30.124	59.111	132.6	9:33.645
6	1:47.543	22.679	28.841	56.023	139.4	10:48.030	6	<b>1:51.765</b>	23.657	<b>30.048</b>	58.060	134.1	11:25.410
7	<b>1:47.204</b>	22.350	29.067	55.787	139.8	12:35.234	7	1:53.876	24.296	30.371	59.209	131.6	13:19.286
8	1:48.160	<b>22.265</b>	29.028	56.867	138.6	14:23.394	8	1:52.192	23.504	30.093	58.595	133.6	15:11.478
9	1:48.431	22.600	29.245	56.586	138.2	16:11.825	9	1:51.935	23.539	30.352	<b>58.044</b>	133.9	17:03.413
10	1:49.159	22.524	30.054	56.581	137.3	18:00.984	10	1:52.602	<b>23.479</b>	30.133	58.990	133.1	18:56.015
11	1:50.578	23.028	29.873	57.677	135.5	19:51.562	11	1:52.896	23.538	30.879	58.479	132.7	20:48.911
12	1:51.519	23.491	29.923	58.105	134.4	21:43.081	12	1:52.274	23.592	30.399	58.283	133.5	22:41.185
13	1:57.225	24.869	30.444	1:01.912	127.8	23:40.306	13	1:53.418	23.520	30.386	59.512	132.1	24:34.603
14	2:00.855	26.381	31.238	1:03.236	124.0	25:41.161	14	1:57.527	24.480	31.070	1:01.977	127.5	26:32.130
<b>11</b> JOSÉ CALAZANS							<b>23</b> ARLINDO BEÇA						
JOSÉ ACÁCIO CALAZANS      RENAULT SPIDER							ARLINDO JOSÉ DA CRUZ BEÇA      TOYOTA CARINA E						
1	2:12.819	33.575	34.085	1:05.159	112.8	2:12.819	1	2:18.478	35.052	35.046	1:08.380	108.2	2:18.478
2	2:03.603	26.041	33.404	1:04.158	121.2	4:16.422	2	2:11.609	28.692	35.257	1:07.660	113.9	4:30.087
3	2:02.753	25.893	33.314	1:03.546	122.1	6:19.175	3	2:09.547	27.241	34.967	1:07.339	115.7	6:39.634
4	2:01.407	25.701	32.536	1:03.170	123.4	8:20.582	4	2:08.692	27.154	34.703	1:06.835	116.5	8:48.326
5	2:00.772	25.562	31.916	1:03.294	124.1	10:21.354	5	2:10.872	27.006	35.283	1:08.583	114.5	10:59.198
6	2:01.511	25.399	33.165	<b>1:02.947</b>	123.3	12:22.865	6	2:10.782	27.621	35.223	1:07.938	114.6	13:09.980
7	<b>2:00.131</b>	<b>25.051</b>	<b>31.708</b>	1:03.372	124.8	14:22.996	7	2:11.324	27.744	34.846	1:08.734	114.1	15:21.304
8	2:00.818	25.629	31.910	1:03.279	124.0	16:23.814	8	<b>2:07.176</b>	26.897	<b>34.367</b>	<b>1:05.912</b>	117.8	17:28.480
9	2:01.819	25.493	31.897	1:04.429	123.0	18:25.633	9	2:10.555	27.708	35.039	1:07.808	114.8	19:39.035
10	2:03.380	25.905	32.490	1:04.985	121.5	20:29.013	10	2:11.504	27.642	35.826	1:08.036	114.0	21:50.539
11	2:02.191	25.593	32.251	1:04.347	122.7	22:31.204	11	2:09.159	<b>26.845</b>	35.588	1:06.726	116.0	23:59.698
12	2:01.851	25.678	31.979	1:04.194	123.0	24:33.055							
13	2:02.045	25.650	33.125	1:03.270	122.8	26:35.100							
<b>12</b> JOÃO NOVO													
JOÃO CARLOS FERNANDES NOVO      FORD SIERRA RS 500													
1	1:54.666	26.766	30.267	57.633	130.7	1:54.666							
2	2:04.048	23.784	42.135	58.129	120.8	3:58.714							
3	1:51.754	<b>22.999</b>	30.159	58.596	134.1	5:50.468							
4	<b>1:50.595</b>	23.366	30.291	<b>56.938</b>	135.5	7:41.063							
5	1:53.066	24.360	30.617	58.089	132.5	9:34.129							

# ANPAC CLASSIC RACING

## CIRCUITO ESTORIL

16/17 SETEMBRO 2023



# CPVL LEGENDS

## ANPAC CLASSIC RACING - Estoril 17 Setembro 2023

### CORRIDA 1

### Volta a volta

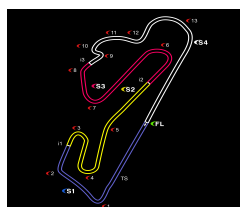
— Volta invalidada   ■ Melhor marca pessoal   ■ Melhor da sessão   B Cruzar pelo pit lane

Vlt.	Tempo	Inter. 1	Inter. 2	Inter. 3	km/h	Decorrido	Vlt.	Tempo	Inter. 1	Inter. 2	Inter. 3	km/h	Decorrido
<b>37</b>	MANUEL MOTA												
	MANUEL ANTÓNIO GOMES MOTA		CITROEN SAXO CUP										
1	2:12.833	32.986	34.126	1:05.721	112.8	2:12.833	5	1:59.990	24.946	32.571	1:02.473	124.9	10:08.749
2	2:07.954	27.568	34.499	1:05.887	117.1	4:20.787	6	1:59.612	25.094	32.716	1:01.802	125.3	12:08.361
3	2:08.382	27.130	34.786	1:06.466	116.7	6:29.169	7	1:59.128	24.789	32.556	1:01.783	125.8	14:07.489
4	2:08.192	26.749	34.405	1:07.038	116.9	8:37.361	8	1:59.161	25.062	32.378	1:01.721	125.8	16:06.650
5	2:08.525	27.225	34.526	1:06.774	116.6	10:45.886	9	2:00.795	25.682	33.215	1:01.898	124.1	18:07.445
6	2:09.501	28.293	34.798	1:06.410	115.7	12:55.387	10	2:01.354	25.585	32.830	1:02.939	123.5	20:08.799
7	2:08.467	26.909	35.285	1:06.273	116.7	15:03.854	11	2:02.108	25.213	33.008	1:03.887	122.7	22:10.907
8	2:09.723	27.061	35.625	1:07.037	115.5	17:13.577	12	2:00.972	25.075	32.778	1:03.119	123.9	24:11.879
9	2:08.006	26.682	34.755	1:06.569	117.1	19:21.583	13	2:01.085	25.118	32.739	1:03.228	123.8	26:12.964
10	2:08.906	27.303	35.074	1:06.529	116.3	21:30.489							
11	2:11.016	28.100	35.314	1:07.602	114.4	23:41.505							
12	2:08.841	27.438	34.745	1:06.658	116.3	25:50.346							
<b>44</b>	GONALO NOVO												
	FRANCISCO MARIA MARQUES DA S		PEUGEOT 106 GTI										
1	2:00.341	28.199	32.036	1:00.106	124.5	2:00.341							
2	1:55.357	24.468	31.303	59.586	129.9	3:55.698							
3	1:55.579	23.962	31.351	1:00.266	129.7	5:51.277							
4	1:56.147	24.511	31.373	1:00.263	129.0	7:47.424							
5	1:56.500	24.212	31.763	1:00.525	128.6	9:43.924							
6	1:57.636	24.657	32.048	1:00.931	127.4	11:41.560							
7	1:58.665	25.009	32.285	1:01.371	126.3	13:40.225							
8	1:58.451	25.081	32.132	1:01.238	126.5	15:38.676							
9	1:57.780	25.366	32.052	1:00.362	127.2	17:36.456							
10	1:57.270	24.650	31.580	1:01.040	127.8	19:33.726							
11	1:57.638	24.765	32.003	1:00.870	127.4	21:31.364							
12	1:58.028	24.614	32.381	1:01.033	127.0	23:29.392							
13	1:58.454	24.625	32.417	1:01.412	126.5	25:27.846							
14	1:59.278	24.944	32.750	1:01.584	125.6	27:27.124							
<b>62</b>	JOAQUIM SOARES												
	JOAQUIM SOARES		BMW E36 M3										
1	1:58.221	27.648	30.692	59.881	126.8	1:58.221							
2	1:54.384	23.928	30.271	1:00.185	131.0	3:52.605							
3	1:53.341	23.526	30.251	59.564	132.2	5:45.946							
4	1:54.307	23.853	30.751	59.703	131.1	7:40.253							
5	1:53.581	23.669	30.313	59.599	131.9	9:33.834							
6	1:55.260	24.938	30.489	59.833	130.0	11:29.094							
7	1:53.991	23.580	30.659	59.752	131.5	13:23.085							
8	1:53.530	23.392	30.285	59.853	132.0	15:16.615							
9	1:53.505	23.623	30.338	59.544	132.0	17:10.120							
10	1:54.400	23.718	30.514	1:00.168	131.0	19:04.520							
11	1:55.874	24.596	30.799	1:00.479	129.3	21:00.394							
12	1:55.457	24.238	30.841	1:00.378	129.8	22:55.851							
13	1:54.771	24.077	30.568	1:00.126	130.6	24:50.622							
14	1:55.188	23.970	30.520	1:00.698	130.1	26:45.810							
<b>63</b>	JOO RIBEIRO												
	JOO MIGUEL GOMES PEREIRA RI		VOLKSWAGEN GOLF GTI MKII										
1	2:04.726	29.738	32.696	1:02.292	120.2	2:04.726							
2	1:59.983	25.125	32.694	1:02.164	124.9	4:04.709							
3	1:59.874	24.819	32.704	1:02.351	125.0	6:04.583							
4	2:00.560	26.172	32.465	1:01.923	124.3	8:05.143							
5	1:59.909	24.975	32.956	1:01.978	125.0	10:05.052							
6	1:59.742	25.072	32.290	1:02.380	125.2	12:04.794							
7	1:59.057	24.790	32.384	1:01.883	125.9	14:03.851							
8	1:58.620	24.911	32.086	1:01.623	126.3	16:02.471							
9	1:58.608	24.906	32.241	1:01.461	126.4	18:01.079							
10	1:59.841	25.052	32.688	1:02.101	125.1	20:00.920							
11	2:00.714	24.957	32.893	1:02.864	124.2	22:01.634							
12	1:59.597	25.220	32.766	1:01.611	125.3	24:01.231							
13	2:00.457	25.214	33.175	1:02.068	124.4	26:01.688							
<b>64</b>	JOS MOTA												
	JOS LUIS LEAL MOTA		PEUGEOT 106 16S										
1	2:06.777	31.551	32.855	1:02.371	118.2	2:06.777							
2	1:58.920	25.340	32.098	1:01.482	126.0	4:05.697							
3	1:59.118	24.991	32.480	1:01.647	125.8	6:04.815							
4	1:59.319	25.642	32.499	1:01.178	125.6	8:04.134							
5	1:58.722	24.853	32.461	1:01.408	126.2	10:02.856							
6	1:58.234	24.933	32.135	1:01.166	126.8	12:01.090							
7	1:58.007	24.628	32.013	1:01.366	127.0	13:59.097							
8	1:58.007	24.631	32.161	1:01.215	127.0	15:57.104							
9	1:58.486	24.728	32.552	1:01.206	126.5	17:55.590							
10	1:59.614	24.608	32.918	1:02.088	125.3	19:55.204							
11	1:59.142	25.318	32.402	1:01.422	125.8	21:54.346							
12	1:58.606	24.546	32.430	1:01.630	126.4	23:52.952							

# ANPAC CLASSIC RACING

## CIRCUITO ESTORIL

16/17 SETEMBRO 2023



### CPVL LEGENDS

## ANPAC CLASSIC RACING - Estoril 17 Setembro 2023

### CORRIDA 1

Volta a volta

— Volta invalidada    ■ Melhor marca pessoal    ■ Melhor da sessão    B Cruzar pelo pit lane

Vlt.	Tempo	Inter. 1	Inter. 2	Inter. 3	km/h	Decorrido	Vlt.	Tempo	Inter. 1	Inter. 2	Inter. 3	km/h	Decorrido	
13	1:59.113	25.021	32.928	<b>1:01.164</b>	125.8	25:52.065	4	1:55.336	24.233	31.178	59.925	129.9	8:11.716	
<b>66</b>	<b>ANTÓNIO BARROS</b>							5	1:55.725	24.306	31.116	1:00.303	129.5	10:07.441
	ANTÓNIO CARLOS TEIXEIRA PINTC      BMW E36 M3						6	1:56.591	24.536	31.060	1:00.995	128.5	12:04.032	
1	1:58.675	27.039	31.248	1:00.388	126.3	1:58.675	7	1:55.126	24.123	31.215	59.788	130.2	13:59.158	
2	1:54.190	23.834	30.588	59.768	131.2	3:52.865	8	<b>1:54.670</b>	<b>24.034</b>	<b>30.984</b>	59.652	130.7	15:53.828	
3	1:54.217	24.136	30.851	59.230	131.2	5:47.082	9	1:54.858	24.078	31.469	<b>59.311</b>	130.5	17:48.686	
4	<b>1:53.832</b>	<b>23.700</b>	30.801	59.331	131.7	7:40.914	10	1:54.791	24.114	31.268	59.409	130.6	19:43.477	
5	1:54.407	23.892	30.734	59.781	131.0	9:35.321	11	1:54.879	24.071	31.214	59.594	130.5	21:38.356	
6	1:54.276	24.065	30.759	59.452	131.1	11:29.597	12	1:58.572	24.062	31.489	1:03.021	126.4	23:36.928	
7	1:54.398	23.701	31.135	59.562	131.0	13:23.995	13	2:01.944	26.386	32.364	1:03.194	122.9	25:38.872	
8	1:54.635	23.732	30.859	1:00.044	130.7	15:18.630	14	2:10.485	31.926	33.375	1:05.184	114.9	27:49.357	
9	1:54.846	24.121	30.979	59.746	130.5	17:13.476	<b>96</b>	<b>MIGUEL MATIAS</b>						
10	1:55.918	24.299	31.170	1:00.449	129.3	19:09.394		MIGUEL ÂNGELO RODRIGUES MAT      CITROEN SAXO						
11	1:55.113	23.943	31.083	1:00.087	130.2	21:04.507	1	2:06.496	30.160	33.232	1:03.104	118.5	2:06.496	
12	1:54.257	23.881	30.727	59.649	131.2	22:58.764	2	2:01.786	25.960	32.771	1:03.055	123.1	4:08.282	
13	1:54.230	24.014	30.779	59.437	131.2	24:52.994	3	1:59.682	24.966	32.515	1:02.201	125.2	6:07.964	
14	1:53.135	23.651	<b>30.556</b>	<b>58.928</b>	132.5	26:46.129	4	1:59.623	25.489	32.378	<b>1:01.756</b>	125.3	8:07.587	
<b>68</b>	<b>PAULO VIEIRA</b>						5	<b>1:59.447</b>	25.040	32.324	1:02.083	125.5	10:07.034	
	PAULO VIEIRA      BMW E36 M3						6	2:00.119	25.467	<b>32.252</b>	1:02.400	124.8	12:07.153	
1	1:53.722	26.362	29.814	<b>57.546</b>	131.8	1:53.722	7	1:59.662	24.993	32.654	1:02.015	125.2	14:06.815	
2	1:52.022	24.062	30.270	57.690	133.8	3:45.744	8	2:00.030	25.223	32.321	1:02.486	124.9	16:06.845	
3	1:50.357	<b>22.692</b>	<b>29.475</b>	58.190	135.8	5:36.101	9	2:00.498	25.626	32.740	1:02.132	124.4	18:07.343	
4	1:51.040	23.390	29.845	57.805	135.0	7:27.141	10	2:02.398	25.904	32.884	1:03.610	122.4	20:09.741	
5	1:50.689	22.927	29.756	58.006	135.4	9:17.830	11	2:02.159	25.313	32.850	1:03.996	122.7	22:11.900	
6	1:51.109	22.917	30.054	58.138	134.9	11:08.939	12	2:00.370	25.184	32.661	1:02.525	124.5	24:12.270	
7	1:51.630	23.212	29.985	58.433	134.3	13:00.569	13	2:00.594	<b>24.935</b>	32.780	1:02.879	124.3	26:12.864	
8	1:50.839	23.214	29.649	57.976	135.2	14:51.408	<b>99</b>	<b>SÉRGIO PINTO</b>						
9	1:50.851	23.082	29.793	57.976	135.2	16:42.259		SÉRGIO MANUEL DA CUNHA PINTC      HONDA CIVIC EF9						
10	<b>1:50.293</b>	22.944	29.528	57.821	135.9	18:32.552	1	2:10.600	31.838	33.880	1:04.882	114.8	2:10.600	
11	1:51.414	22.965	29.860	58.589	134.5	20:23.966	2	2:04.591	26.647	<b>33.329</b>	1:04.615	120.3	4:15.191	
12	1:51.367	23.093	29.777	58.497	134.6	22:15.333	3	2:05.212	26.316	33.562	1:05.334	119.7	6:20.403	
13	1:52.574	23.238	30.612	58.724	133.1	24:07.907	4	2:04.825	26.096	34.251	1:04.478	120.1	8:25.228	
14	1:52.992	23.344	29.943	59.705	132.6	26:00.899	5	2:04.528	26.215	33.863	1:04.450	120.3	10:29.756	
<b>69</b>	<b>RICARDO DINIZ</b>						6	2:04.674	26.193	33.811	1:04.670	120.2	12:34.430	
	RICARDO JORGE MARQUES DINIZ      HONDA CIVIC EK4						7	2:04.817	26.573	33.531	1:04.713	120.1	14:39.247	
1	2:02.868	29.519	32.279	1:01.070	122.0	2:02.868	8	2:04.369	26.457	34.014	<b>1:03.898</b>	120.5	16:43.616	
2	1:58.294	24.808	32.134	1:01.352	126.7	4:01.162	9	<b>2:04.167</b>	<b>26.042</b>	33.631	1:04.494	120.7	18:47.783	
3	1:57.239	24.564	31.780	1:00.895	127.8	5:58.401	10	2:05.071	26.398	33.823	1:04.850	119.8	20:52.854	
4	1:57.576	24.684	31.868	1:01.024	127.5	7:55.977	11	2:05.784	26.412	33.793	1:05.579	119.1	22:58.638	
5	1:58.239	24.925	31.870	1:01.444	126.8	9:54.216	12	2:04.806	26.372	33.977	1:04.457	120.1	25:03.444	
6	1:59.731	25.289	32.321	1:02.121	125.2	11:53.947	13	2:05.023	26.193	34.411	1:04.419	119.9	27:08.467	
7	2:00.220	25.424	32.484	1:02.312	124.7	13:54.167								
8	1:57.366	25.004	31.846	1:00.516	127.7	15:51.533								
9	1:57.082	24.649	31.778	1:00.655	128.0	17:48.615								
10	<b>1:56.589</b>	24.678	31.706	<b>1:00.205</b>	128.5	19:45.204								
11	1:56.634	<b>24.383</b>	<b>31.657</b>	1:00.594	128.5	21:41.838								
12	1:59.445	25.242	32.669	1:01.534	125.5	23:41.283								
13	2:00.057	25.765	32.111	1:02.181	124.8	25:41.340								
<b>75</b>	<b>ANDRÉ MONTEIRO</b>													
	ANDRE GABRIEL BRITO MONTEIRC      CITROEN SAXO CUP													
1	2:23.056B	49.702	32.221	1:01.133	104.8	2:23.056								
2	1:56.556	24.489	31.582	1:00.485	128.6	4:19.612								
3	1:56.768	24.217	31.557	1:00.994	128.3	6:16.380								