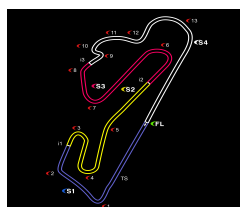


# ANPAC CLASSIC RACING

## CIRCUITO ESTORIL

16/17 SETEMBRO 2023



## CPVL LEGENDS

### ANPAC CLASSIC RACING - Estoril 17 Setembro 2023

#### TREINOS CRONOMETRADOS 1

Volta a volta

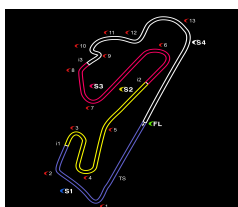
— Volta invalidada    ■ Melhor marca pessoal    ■ Melhor da sessão    B Cruzar pelo pit lane

Vlt.	Tempo	Inter. 1	Inter. 2	Inter. 3	km/h	Decorrido	Vlt.	Tempo	Inter. 1	Inter. 2	Inter. 3	km/h	Decorrido
<b>3</b>	<b>PAULO SPINOLA</b>						<b>21</b>	<b>JOSÉ MEIRELES</b>					
	PAULO SAMUEL PAIXÃO SPINOLA      CITROEN SAXO							JOSÉ MEIRELES      BMW M3 E30					
1	3:08.456	1:20.292	37.976	1:10.188	79.5	3:08.456	1	3:18.586	1:31.182	36.651	1:10.753	75.5	3:18.586
2	2:08.922	28.180	35.161	1:05.581	116.2	5:17.378	2	2:02.411	26.539	31.901	1:03.971	122.4	5:20.997
3	2:06.633	26.382	33.189	1:07.062	118.3	7:24.011	3	2:16.223B	26.002	32.744	1:17.477	110.0	7:37.220
4	2:03.051	25.483	33.716	1:03.852	121.8	9:27.062	4	5:22.461	3:46.406	32.611	1:03.444	46.5	12:59.681
5	2:11.514	25.615	32.992	1:12.907	114.0	11:38.576	5	1:55.271	24.821	30.602	59.848	130.0	14:54.952
6	<b>2:02.303</b>	25.624	<b>32.973</b>	1:03.706	122.5	13:40.879	6	2:10.282	24.257	30.271	1:15.754	115.0	17:05.234
7	2:02.422	<b>25.122</b>	33.868	<b>1:03.432</b>	122.4	15:43.301	7	2:01.991	29.179	31.776	1:01.036	122.9	19:07.225
8	3:25.837B	34.595	40.264	2:10.978	72.8	19:09.138	8	1:52.574	23.748	30.162	58.664	133.1	20:59.799
							9	<b>1:51.942</b>	<b>23.715</b>	<b>29.935</b>	<b>58.292</b>	133.9	22:51.741
<b>8</b>	<b>LUIS BARROS</b>						<b>23</b>	<b>ARLINDO BEÇA</b>					
	LOB MOTORSPORT      FORD SIERRA RS 500							ARLINDO JOSÉ DA CRUZ BEÇA      TOYOTA CARINA E					
1	3:03.676	1:28.063	32.154	1:03.459	81.6	3:03.676	1	3:33.288	1:37.766	39.197	1:16.325	70.3	3:33.288
2	1:53.963	24.348	30.134	59.481	131.5	4:57.639	2	2:21.733	31.265	36.567	1:13.901	105.7	5:55.021
3	2:34.964B	27.431	36.999	1:30.534	96.7	7:32.603	3	2:16.050	28.835	35.982	1:11.233	110.2	8:11.071
4	4:53.917	3:23.211	32.385	58.321	51.0	12:26.520	4	<b>2:13.156</b>	28.027	35.196	<b>1:09.933</b>	112.6	10:24.227
5	<b>1:48.582</b>	<b>22.923</b>	29.058	<b>56.601</b>	138.0	14:15.102	5	2:14.280	27.692	36.562	1:10.026	111.6	12:38.507
6	2:04.094B	23.627	<b>28.529</b>	1:11.938	120.8	16:19.196	6	2:30.747B	<b>27.573</b>	<b>35.184</b>	1:27.990	99.4	15:09.254
<b>11</b>	<b>JOSÉ CALAZANS</b>						<b>37</b>	<b>MANUEL MOTA</b>					
	JOSÉ ACÁCIO CALAZANS      RENAULT SPIDER							MANUEL ANTÓNIO GOMES MOTA      CITROEN SAXO CUP					
1	2:51.928	52.754	42.288	1:16.886	87.2	2:51.928	1	3:25.222	59.645	53.313	1:32.264	73.0	3:25.222
2	2:19.032	30.428	37.045	1:11.559	107.8	5:10.960	2	2:33.304	41.934	37.918	1:13.452	97.8	5:58.526
3	2:12.933	29.261	34.674	1:08.998	112.7	7:23.893	3	2:14.208	28.835	35.964	1:09.409	111.7	8:12.734
4	2:10.609	28.263	33.951	1:08.395	114.7	9:34.502	4	<b>2:12.129</b>	28.358	<b>35.231</b>	<b>1:08.540</b>	113.4	10:24.863
5	2:08.626	26.945	33.884	<b>1:07.797</b>	116.5	11:43.128	5	2:29.326B	<b>28.143</b>	36.032	1:25.151	100.4	12:54.189
6	2:13.110	27.216	36.863	1:09.031	112.6	13:56.238	6	4:02.676	2:07.628	37.614	1:17.434	61.8	16:56.865
7	2:21.480B	27.057	33.233	1:21.190	105.9	16:17.718	7	2:19.523	33.288	36.480	1:09.755	107.4	19:16.388
8	3:39.308	1:55.739	35.197	1:08.372	68.3	19:57.026	8	2:15.287	30.710	36.022	1:08.555	110.8	21:31.675
9	2:10.837	27.177	34.610	1:09.050	114.5	22:07.863	9	2:13.567	28.782	35.449	1:09.336	112.2	23:45.242
10	<b>2:08.401</b>	26.879	<b>33.133</b>	1:08.389	116.7	24:16.264	10	2:14.806	29.955	35.663	1:09.188	111.2	26:00.048
11	2:08.717	<b>26.734</b>	33.519	1:08.464	116.4	26:24.981							
<b>12</b>	<b>JOÃO NOVO</b>						<b>44</b>	<b>GONÇALO NOVO</b>					
	JOÃO CARLOS FERNANDES NOVO      FORD SIERRA RS 500							FRANCISCO MARIA MARQUES DA S      PEUGEOT 106 GTI					
1	3:12.817	1:31.983	35.382	1:05.452	77.7	3:12.817	1	3:43.595	1:43.440	44.832	1:15.323	67.0	3:43.595
2	2:00.972	24.798	31.790	1:04.384	123.9	5:13.789	2	2:05.377	28.693	32.595	1:04.089	119.5	5:48.972
3	2:00.950	25.409	31.870	1:03.671	123.9	7:14.739	3	1:58.615	25.353	32.079	1:01.183	126.3	7:47.587
4	1:58.563	24.548	31.347	1:02.668	126.4	9:13.302	4	1:57.480	24.777	31.539	1:01.164	127.6	9:45.067
5	<b>1:55.407</b>	<b>23.943</b>	<b>30.505</b>	<b>1:00.959</b>	129.9	11:08.709	5	1:57.533	24.498	31.799	1:01.236	127.5	11:42.600
6	2:24.640B	27.451	33.843	1:23.346	103.6	13:33.349	6	1:57.331	24.530	31.571	1:01.230	127.7	13:39.931
7	5:29.509B	2:18.409	42.737	2:28.363	45.5	19:02.858	7	<b>1:56.586</b>	24.406	31.615	<b>1:00.565</b>	128.5	15:36.517
							8	2:23.442	28.350	42.458	1:12.634	104.5	17:59.959
							9	2:08.299	25.322	35.331	1:07.646	116.8	20:08.258
							10	1:56.865	24.467	31.579	1:00.819	128.2	22:05.123
							11	1:57.632	24.762	31.817	1:01.053	127.4	24:02.755
							12	1:57.297	<b>24.395</b>	<b>31.497</b>	1:01.405	127.8	26:00.052
<b>15</b>	<b>PAULO SOUSA</b>						<b>48</b>	<b>JOSÉ ALMEIDA</b>					
	PAULO SOUSA      BMW E36 M3							JOSÉ MIGUEL ALMEIDA      HONDA INTEGRA TYPE R					
1	2:46.495B	55.515	33.824	1:17.156	90.0	2:46.495	1	2:59.231B	58.822	36.675	1:23.734	83.6	2:59.231
2	5:17.846	3:43.509	32.870	1:01.467	47.2	8:04.341	2	6:49.162	5:12.784	34.167	1:02.211	36.6	9:48.393
3	1:51.589	24.296	29.542	57.751	134.3	9:55.930	3	1:56.717	25.042	31.016	1:00.659	128.4	11:45.110
4	1:50.116	23.634	29.436	<b>57.046</b>	136.1	11:46.046	4	1:57.069	25.100	31.075	1:00.894	128.0	13:42.179
5	2:12.320B	24.937	31.874	1:15.509	113.3	13:58.366	5	2:01.696	24.670	34.301	1:02.725	123.1	15:43.875
6	8:22.424	6:53.971	30.334	58.119	29.8	22:20.790							
7	<b>1:49.399</b>	22.919	<b>29.315</b>	57.165	137.0	24:10.189							

# ANPAC CLASSIC RACING

## CIRCUITO ESTORIL

16/17 SETEMBRO 2023



### CPVL LEGENDS

## ANPAC CLASSIC RACING - Estoril 17 Setembro 2023

### TREINOS CRONOMETRADOS 1

### Volta a volta

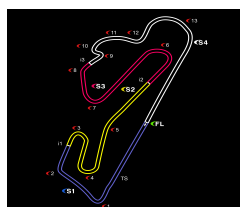
— Volta invalidada    ■ Melhor marca pessoal    ■ Melhor da sessão    B Cruzar pelo pit lane

Vlt.	Tempo	Inter. 1	Inter. 2	Inter. 3	km/h	Decorrido	Vlt.	Tempo	Inter. 1	Inter. 2	Inter. 3	km/h	Decorrido						
6	2:24.172	31.620	40.947	1:11.605	104.0	18:08.047	3	2:16.826B	27.026	34.554	1:15.246	109.5	10:44.646						
7	<b>1:54.794</b>	24.271	<b>30.755</b>	<b>59.768</b>	130.6	20:02.841	4	2:57.802	1:15.569	34.966	1:07.267	84.3	13:42.448						
8	1:55.091	24.306	30.907	59.878	130.2	21:57.932	5	2:02.179	25.342	32.844	1:03.993	122.7	15:44.627						
9	2:12.342	<b>24.199</b>	35.691	1:12.452	113.2	24:10.274	6	2:34.976	37.033	40.894	1:17.049	96.7	18:19.603						
<b>50 LUÍS IMPÉRIO</b> LUÍS IMPÉRIO BMW E30 320 IS							7	2:00.864	25.476	32.351	1:03.037	124.0	20:20.467						
1	2:47.789	45.907	40.763	1:21.119	89.3	2:47.789	8	<b>2:00.020</b>	<b>24.971</b>	<b>32.087</b>	<b>1:02.962</b>	124.9	22:20.487						
2	2:15.260	30.568	35.697	1:08.995	110.8	5:03.049	9	2:29.694	28.838	40.168	1:20.688	100.1	24:50.181						
3	2:46.112B	27.728	35.045	1:43.339	90.2	7:49.161							12	2:02.839	<b>25.647</b>	<b>33.317</b>	<b>1:03.875</b>	122.0	22:04.098
4	5:01.027	3:18.432	36.015	1:06.580	49.8	12:50.188	11	<b>2:03.031</b>	25.758	<b>33.110</b>	1:04.163	121.8	24:07.129						
5	2:04.950	26.129	33.450	1:05.371	119.9	14:55.138	12	2:41.693B	25.650	33.318	1:42.725	92.7	26:48.822						
6	2:16.704	25.871	33.227	1:17.606	109.6	17:11.842							1	2:43.874	48.349	40.748	1:14.777	91.5	2:43.874
7	2:09.348	30.005	34.582	1:04.761	115.9	19:21.190	2	2:08.260	28.000	33.849	1:06.411	116.8	4:52.134						
8	2:06.358	26.112	35.124	1:05.122	118.6	21:27.548	3	2:06.299	28.063	33.312	1:04.924	118.7	6:58.433						
9	<b>2:02.448</b>	<b>25.092</b>	<b>33.227</b>	<b>1:04.129</b>	122.4	23:29.996	4	2:04.992	26.223	34.011	1:04.758	119.9	9:03.425						
10	2:03.702	25.580	33.281	1:04.841	121.2	25:33.698	5	2:08.168	26.267	33.744	1:08.157	116.9	11:11.593						
<b>54 ANTÓNIO SARABANDO</b> ANTÓNIO JOSÉ SANTOS SARABAN PEUGEOT 306 GTI							6	2:05.621	26.175	33.600	1:05.846	119.3	13:17.214						
1	3:44.051B	1:33.535	40.685	1:29.831	66.9	3:44.051	7	2:03.751	25.786	33.610	1:04.355	121.1	15:20.965						
2	6:42.747	5:00.653	34.311	1:07.783	37.2	10:26.798	8	2:33.155	28.358	43.010	1:21.787	97.9	17:54.120						
3	2:04.940	26.835	33.359	1:04.746	120.0	12:31.738	9	2:07.139	26.367	34.012	1:06.760	117.9	20:01.259						
4	2:13.877	25.725	<b>32.307</b>	1:15.845	111.9	14:45.615	10	2:02.839	<b>25.647</b>	<b>33.317</b>	<b>1:03.875</b>	122.0	22:04.098						
5	2:12.123	26.076	32.539	1:13.508	113.4	16:57.738	11	<b>2:03.031</b>	25.758	<b>33.110</b>	1:04.163	121.8	24:07.129						
6	2:13.358	32.872	35.682	1:04.804	112.4	19:11.096	12	2:41.693B	25.650	33.318	1:42.725	92.7	26:48.822						
7	2:03.790	25.934	32.414	1:05.442	121.1	21:14.886							1	3:16.643	1:36.438	34.522	1:05.683	76.2	3:16.643
8	<b>2:01.650</b>	25.908	32.497	<b>1:03.245</b>	123.2	23:16.536	2	1:59.039	25.809	31.799	1:01.431	125.9	5:15.682						
<b>56 TIAGO RIBEIRO</b> TIAGO JORGE MEIRELES RIBEIRO HONDA INTEGRA TYPE R							3	1:59.637	25.280	31.534	1:02.823	125.3	7:15.319						
1	2:35.672	48.841	36.673	1:10.158	96.3	2:35.672	4	1:59.020	25.100	30.772	1:03.148	125.9	9:14.339						
2	2:06.978	26.769	33.871	1:06.338	118.0	4:42.650	5	1:54.686	24.220	30.604	59.862	130.7	11:09.025						
3	2:24.166B	27.513	34.050	1:22.603	104.0	7:06.816	6	2:27.286B	28.804	37.693	1:20.789	101.8	13:36.311						
4	6:30.218	4:51.491	33.946	1:04.781	38.4	13:37.034	7	4:28.374	2:36.673	41.953	1:09.748	55.8	18:04.685						
5	1:58.962	25.392	31.668	1:01.902	126.0	15:35.996	8	1:54.126	24.162	30.546	59.418	131.3	19:58.811						
6	2:24.387	28.088	38.521	1:17.778	103.8	18:00.383	9	2:29.123	29.016	43.242	1:16.865	100.5	22:27.934						
7	1:55.905	<b>24.011</b>	<b>31.370</b>	1:00.524	129.3	19:56.288	10	<b>1:53.857</b>	<b>23.950</b>	<b>30.497</b>	<b>59.410</b>	131.6	24:21.791						
8	<b>1:55.047</b>	24.160	31.498	<b>59.389</b>	130.3	21:51.335							1	2:37.329B	41.161	37.829	1:18.339	95.3	2:37.329
9	2:32.276B	26.419	38.881	1:26.976	98.4	24:23.611	2	6:04.624	4:25.407	34.207	1:05.010	41.1	8:41.953						
<b>62 JOAQUIM SOARES</b> JOAQUIM SOARES BMW E36 M3							3	1:53.284	23.993	30.157	59.134	132.3	10:35.237						
1	2:40.761B	42.593	37.111	1:21.057	93.2	2:40.761	4	1:51.576	23.180	29.911	58.485	134.3	12:26.813						
2	6:01.670	4:22.960	34.067	1:04.643	41.4	8:42.431	5	1:51.070	23.157	29.664	58.249	134.9	14:17.883						
3	1:54.154	24.307	30.086	<b>59.761</b>	131.3	10:36.585	6	2:09.049	27.038	34.337	1:07.674	116.1	16:26.932						
4	1:54.689	23.931	30.079	1:00.679	130.7	12:31.274	7	2:05.927	29.509	33.529	1:02.889	119.0	18:32.859						
5	<b>1:53.621</b>	23.682	30.073	59.866	131.9	14:24.895	8	<b>1:49.938</b>	<b>23.011</b>	29.481	<b>57.446</b>	136.3	20:22.797						
6	2:18.791B	25.820	33.864	1:19.107	108.0	16:43.686	9	1:56.888	23.897	32.445	1:00.546	128.2	22:19.685						
7	4:20.213	2:31.043	40.103	1:09.067	57.6	21:03.899	10	1:50.365	23.028	<b>29.345</b>	57.992	135.8	24:10.050						
8	1:53.686	<b>23.463</b>	<b>30.012</b>	1:00.211	131.8	22:57.585							1	2:53.850	1:04.323	38.070	1:11.457	86.2	2:53.850
9	1:55.312	24.239	30.431	1:00.642	130.0	24:52.897	2	2:09.261	28.566	33.486	1:07.209	115.9	5:03.111						
<b>63 JOÃO RIBEIRO</b> JOÃO MIGUEL GOMES PEREIRA RI VOLKSWAGEN GOLF GTI MKII							3	2:04.873	26.357	33.380	1:05.136	120.0	7:07.984						
1	6:19.567	4:29.511	37.539	1:12.517	39.5	6:19.567	4	2:27.579B	27.604	38.853	1:21.122	101.6	9:35.563						
2	2:08.253	27.514	33.615	1:07.124	116.9	8:27.820	5	5:50.158	4:01.605	36.834	1:11.719	42.8	15:25.721						
						8	2:30.170	27.257	43.098	1:19.815	99.8	17:55.891							

# ANPAC CLASSIC RACING

## CIRCUITO ESTORIL

16/17 SETEMBRO 2023



## CPVL LEGENDS

### ANPAC CLASSIC RACING - Estoril 17 Setembro 2023

#### TREINOS CRONOMETRADOS 1

#### Volta a volta

— Volta invalidada    ■ Melhor marca pessoal    ■ Melhor da sessão    B Cruzar pelo pit lane

Vlt.	Tempo	Inter. 1	Inter. 2	Inter. 3	km/h	Decorrido	Vlt.	Tempo	Inter. 1	Inter. 2	Inter. 3	km/h	Decorrido
7	2:00.309	25.725	32.131	1:02.453	124.6	19:56.200							
8	<b>1:57.784</b>	<b>25.063</b>	<b>31.609</b>	<b>1:01.112</b>	127.2	21:53.984							
9	2:32.818B	25.632	38.913	1:28.273	98.1	24:26.802							

75		ANDRÉ MONTEIRO				
		ANDRE GABRIEL BRITO MONTEIRO		CITROEN SAXO CUP		
1	2:51.266	1:02.163	34.224	<b>1:14.879</b>	87.5	2:51.266
2	2:01.881	25.891	<b>32.503</b>	1:03.487	123.0	4:53.147
3	2:16.852B	26.093	32.896	1:17.863	109.5	7:09.999
4	4:53.740	3:18.568	33.258	1:01.914	51.0	12:03.739
5	1:56.501	<b>24.592</b>	31.421	1:00.488	128.6	14:00.240

96		MIGUEL MATIAS				
		MIGUEL ÂNGELO RODRIGUES MAT		CITROEN SAXO		
1	2:58.010	1:07.288	38.394	1:12.328	84.2	2:58.010
2	2:08.880	27.778	34.111	1:06.991	116.3	5:06.890
3	2:08.968	26.627	34.413	1:07.928	116.2	7:15.858
4	2:32.395B	28.815	38.688	1:24.892	98.3	9:48.253
5	5:08.537	3:20.907	36.915	1:10.715	48.6	14:56.790
6	2:15.727	26.731	32.905	1:16.091	110.4	17:12.517
7	2:08.548	29.808	33.827	1:04.913	116.6	19:21.065
8	2:03.889	26.408	33.320	1:04.161	121.0	21:24.954
9	<b>2:01.355</b>	25.841	<b>32.372</b>	<b>1:03.142</b>	123.5	23:26.309
10	2:22.292B	<b>25.821</b>	32.729	1:23.742	105.3	25:48.601

99		SÉRGIO PINTO				
		SÉRGIO MANUEL DA CUNHA PINTO		HONDA CIVIC EF9		
1	2:59.032	1:01.989	42.512	1:14.531	83.7	2:59.032
2	2:12.976	29.204	35.273	1:08.499	112.7	5:12.008
3	2:12.165	29.133	34.801	1:08.231	113.4	7:24.173
4	2:28.050B	30.536	36.047	1:21.467	101.2	9:52.223
5	8:16.035	6:22.616	40.658	1:12.761	30.2	18:08.258
6	<b>2:05.111</b>	<b>26.815</b>	<b>33.453</b>	<b>1:04.843</b>	119.8	20:13.369
7	2:50.673B	27.872	42.902	1:39.899	87.8	23:04.042