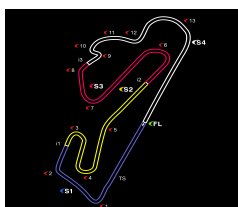


ANPAC CLASSIC RACING

CIRCUITO ESTORIL

16/17 SETEMBRO 2023



CPV 1300

ANPAC CLASSIC RACING - Estoril 17 Setembro 2023

CORRIDA 2

Volta a volta

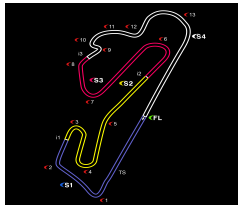
— Volta invalidada ■ Melhor marca pessoal ■ Melhor da sessão B Cruzar pelo pit lane

Vlt.	Tempo	Inter. 1	Inter. 2	Inter. 3	km/h	Decorrido	Vlt.	Tempo	Inter. 1	Inter. 2	Inter. 3	km/h	Decorrido	
2	MIGUEL MIGUEL							13	JOÃO BRAGA					
	MIGUEL MARIA CONRADO MIGUEL AUSTIN METRO								JOÃO CARLOS ALVES BRAGA DATSUN 1200					
1	2:18.929	36.953	35.375	1:06.601	107.9	2:18.929	1	2:12.784	35.493	33.533	1:03.758	112.9	2:12.784	
2	2:07.259	26.819	34.519	1:05.921	117.8	4:26.188	2	2:02.912	26.192	33.032	1:03.688	121.9	4:15.696	
3	2:08.773	26.603	34.356	1:07.814	116.4	6:34.961	3	2:02.976	26.637	33.096	1:03.243	121.9	6:18.672	
4	3:23.011	39.223	1:11.771	1:32.017	73.8	9:57.972	4	3:34.334	52.141	1:11.413	1:30.780	69.9	9:53.006	
5	2:06.336	26.290	34.447	1:05.599	118.6	12:04.308	5	2:01.304	25.828	32.486	1:02.990	123.5	11:54.310	
6	2:06.927	26.495	34.478	1:05.954	118.1	14:11.235	6	2:03.335	26.283	32.883	1:04.169	121.5	13:57.645	
7	2:06.304	26.548	34.323	1:05.433	118.7	16:17.539	7	2:01.305	25.673	32.830	1:02.802	123.5	15:58.950	
8	2:06.605	26.496	34.290	1:05.819	118.4	18:24.144								
9	2:09.110	26.787	34.702	1:07.621	116.1	20:33.254								
10	3:09.229	32.527	1:07.193	1:29.509	79.2	23:42.483								
11	2:06.466	26.648	34.342	1:05.476	118.5	25:48.949								
3	MOTA FREITAS							16	PEDRO BARBOSA					
	MOTA FREITAS CITROEN AX SPORT								PEDRO BARBOSA DATSUN 1200					
1	2:20.673	34.094	36.180	1:10.399	106.5	2:20.673	1	2:10.687	32.659	33.494	1:04.534	114.7	2:10.687	
2	2:14.286	29.047	36.055	1:09.184	111.6	4:34.959	2	2:03.120	26.408	33.595	1:03.117	121.7	4:13.807	
3	2:14.450	28.495	35.736	1:10.219	111.5	6:49.409	3	2:02.984	26.070	33.465	1:03.449	121.9	6:16.791	
4	3:11.226	30.144	1:08.116	1:32.966	78.4	10:00.635	4	3:36.012	53.298	1:11.242	1:31.472	69.4	9:52.803	
5	2:14.010	29.284	36.233	1:08.493	111.8	12:14.645	5	2:01.290	25.407	32.879	1:03.004	123.6	11:54.093	
6	2:14.602	28.663	37.859	1:08.080	111.3	14:29.247	6	2:03.268	26.058	33.448	1:03.762	121.6	13:57.361	
7	2:12.155	28.120	36.057	1:07.978	113.4	16:41.402	7	2:01.082	25.416	32.753	1:02.913	123.8	15:58.443	
8	2:14.568	28.631	36.351	1:09.586	111.4	18:55.970	8	2:00.979	25.701	32.753	1:02.525	123.9	17:59.422	
9	2:28.331	29.289	38.844	1:20.198	101.0	21:24.301	9	2:04.468	25.868	33.095	1:05.505	120.4	20:03.890	
10	2:34.283	33.613	41.793	1:18.877	97.1	23:58.584	10	3:36.018	57.557	1:07.514	1:30.947	69.4	23:39.908	
11	2:12.803	28.890	35.845	1:08.068	112.8	26:11.387	11	2:02.384	25.519	33.280	1:03.585	122.5	25:42.292	
5	LUIS ALEGRIA							17	DUARTE TRINDADE					
	LUIS ALEGRIA DATSUN 1200								DUARTE NUNO TRINDADE PEUGEOT 106					
1	2:03.423	29.453	32.034	1:01.936	121.4	2:03.423	1	14:51.965	B			16.8	14:51.965	
2	1:58.914	25.461	31.862	1:01.591	126.0	4:02.337								
3	2:03.071	25.206	32.115	1:05.750	121.8	6:05.408								
4	3:46.021	1:02.500	1:11.459	1:32.062	66.3	9:51.429								
5	2:00.782	25.270	32.409	1:03.103	124.1	11:52.211								
6	2:01.636	25.458	32.371	1:03.807	123.2	13:53.847								
7	2:00.062	25.565	31.909	1:02.588	124.8	15:53.909								
8	2:00.897	26.458	31.967	1:02.472	124.0	17:54.806								
9	2:06.377	25.464	32.510	1:08.403	118.6	20:01.183								
10	3:37.766	58.436	1:07.458	1:31.872	68.8	23:38.949								
11	2:01.482	25.361	32.074	1:04.047	123.4	25:40.431								
10	MIGUEL BARATA							18	PAULO FERRAZ					
	MIGUEL BARATA SEAT PANDA 45								PAULO RUI MOURA FERRAZ FIAT PUNTO 85 S					
1	2:44.793	42.426	41.804	1:20.563	90.9	2:44.793	1	2:25.147	36.326	37.562	1:11.259	103.3	2:25.147	
2	2:37.791	34.076	41.618	1:22.097	95.0	5:22.584	2	2:18.341	29.208	37.871	1:11.262	108.3	4:43.488	
3	2:42.145	36.608	42.946	1:22.591	92.4	8:04.729	3	2:19.516	29.418	37.791	1:12.307	107.4	7:03.004	
4	2:38.261	34.805	43.114	1:20.342	94.7	10:42.990	4	3:03.415	30.371	57.859	1:35.185	81.7	10:06.419	
5	2:38.491	34.139	42.538	1:21.814	94.6	13:21.481	5	2:17.136	28.998	37.578	1:10.560	109.3	12:23.555	
6	2:39.265	33.851	42.727	1:22.687	94.1	16:00.746	6	2:17.901	29.269	37.495	1:11.137	108.7	14:41.456	
7	2:41.435	33.206	42.824	1:25.405	92.8	18:42.181	7	2:19.123	29.797	37.790	1:11.536	107.7	17:00.579	
8	2:41.384	36.640	43.497	1:21.247	92.9	21:23.565	8	2:18.411	30.012	37.520	1:10.879	108.3	19:18.990	
9	2:36.064	33.998	41.575	1:20.491	96.0	23:59.629	9	2:17.313	29.497	37.183	1:10.633	109.1	21:36.303	
10	2:38.118	35.252	42.024	1:20.842	94.8	26:37.747	10	2:24.395	29.216	38.741	1:16.438	103.8	24:00.698	
							11	2:29.675	29.817	38.129	1:21.729	100.1	26:30.373	
19	LUÍS MENDES							19	LUÍS MENDES					
	LUIS PEDRO FREITAS MENDES CITROEN AX SPORT								LUIS PEDRO FREITAS MENDES CITROEN AX SPORT					
1	2:04.937	29.855	33.140	1:01.942	120.0	2:04.937	1	2:04.937	29.855	33.140	1:01.942	120.0	2:04.937	
2	2:00.916	25.408	33.201	1:02.307	123.9	4:05.853	2	2:00.916	25.408	33.201	1:02.307	123.9	4:05.853	
3	2:03.403	25.555	33.126	1:04.722	121.4	6:09.256	3	2:03.403	25.555	33.126	1:04.722	121.4	6:09.256	
4	3:43.419	1:00.240	1:10.835	1:32.344	67.1	9:52.675	4	3:43.419	1:00.240	1:10.835	1:32.344	67.1	9:52.675	
5	2:02.256	26.490	33.328	1:02.438	122.6	11:54.931	5	2:02.256	26.490	33.328	1:02.438	122.6	11:54.931	
6	2:01.038	26.006	33.262	1:01.770	123.8	13:55.969	6	2:01.038	26.006	33.262	1:01.770	123.8	13:55.969	
7	2:00.579	25.284	33.094	1:02.201	124.3	15:56.548	7	2:00.579	25.284	33.094	1:02.201	124.3	15:56.548	
8	2:00.629	25.645	32.967	1:02.017	124.2	17:57.177	8	2:00.629	25.645	32.967	1:02.017	124.2	17:57.177	
9	2:06.177	25.595	33.951	1:06.631	118.8	20:03.354	9	2:06.177	25.595	33.951	1:06.631	118.8	20:03.354	
10	3:36.428	57.459	1:07.425	1:31.544	69.2	23:39.782	10	3:36.428	57.459	1:07.425	1:31.544	69.2	23:39.782	
11	2:02.780	25.827	33.444	1:03.509	122.1	25:42.562	11	2:02.780	25.827	33.444	1:03.509	122.1	25:42.562	

ANPAC CLASSIC RACING

CIRCUITO ESTORIL

16/17 SETEMBRO 2023



CPV 1300

ANPAC CLASSIC RACING - Estoril 17 Setembro 2023

CORRIDA 2

Volta a volta

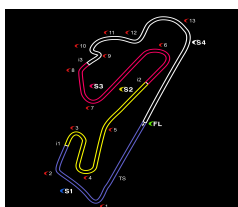
— Volta invalidada ■ Melhor marca pessoal ■ Melhor da sessão B Cruzar pelo pit lane

Vlt.	Tempo	Inter. 1	Inter. 2	Inter. 3	km/h	Decorrido	Vlt.	Tempo	Inter. 1	Inter. 2	Inter. 3	km/h	Decorrido	
25 JORGE MARQUES														
JORGE MARQUES							TOYOTA STARLET 1300 S							
1	2:09.919	31.136	34.558	1:04.225	115.4	2:09.919	8	2:15.982	29.097	37.110	1:09.775	110.2	19:13.992	
2	2:05.040	26.858	34.331	1:03.851	119.9	4:14.959	9	2:16.047	29.001	37.292	1:09.754	110.2	21:30.039	
3	2:07.360	27.043	33.870	1:06.447	117.7	6:22.319	10	2:30.587	30.780	42.594	1:17.213	99.5	24:00.626	
4	3:31.470	49.024	1:11.707	1:30.739	70.9	9:53.789	11	2:15.334	29.369	37.095	1:08.870	110.7	26:15.960	
5	2:02.787	26.249	33.574	1:02.964	122.1	11:56.576								
6	2:03.419	26.136	33.836	1:03.447	121.4	13:59.995								
7	2:04.566	26.244	33.999	1:04.323	120.3	16:04.561								
8	2:05.608	26.959	34.143	1:04.506	119.3	18:10.169								
9	2:08.738	26.887	35.034	1:06.817	116.4	20:18.907								
10	3:21.825	43.456	1:07.428	1:30.941	74.3	23:40.732								
11	2:03.132	25.866	34.104	1:03.162	121.7	25:43.864								
29 RUBEN FERNANDES														
RUBEN FERNANDES							FIAT PUNTO 85 S							
1	2:21.339	34.325	37.408	1:09.606	106.0	2:21.339								
2	2:15.536	28.752	37.043	1:09.741	110.6	4:36.875								
3	2:16.225	28.974	37.157	1:10.094	110.0	6:53.100								
4	3:07.987	29.213	1:06.106	1:32.668	79.7	10:01.087								
5	2:15.174	29.079	37.103	1:08.992	110.9	12:16.261								
6	2:14.427	28.224	36.999	1:09.204	111.5	14:30.688								
7	2:15.086	28.544	37.156	1:09.386	110.9	16:45.774								
8	2:16.036	29.164	37.215	1:09.657	110.2	19:01.810								
9	2:24.541	29.052	37.429	1:18.060	103.7	21:26.351								
10	2:33.526	33.282	42.877	1:17.367	97.6	23:59.877								
11	2:14.012	28.544	36.758	1:08.710	111.8	26:13.889								
31 CARLOS CRUZ														
CARLOS FERNANDO BARBOSA DA							DATSUN 1200							
1	2:06.698	30.755	34.342	1:01.601	118.3	2:06.698								
2	2:06.566	25.642	32.404	1:08.520	118.4	4:13.264								
41 ANTÓNIO COSTA														
ANTÓNIO COSTA							FIAT PUNTO 85 S							
1	2:23.839	34.901	38.322	1:10.616	104.2	2:23.839								
2	2:15.996	28.619	37.097	1:10.280	110.2	4:39.835								
3	2:18.535	28.784	37.113	1:12.638	108.2	6:58.370								
4	3:07.636	30.117	1:01.669	1:35.850	79.9	10:06.006								
5	2:15.431	28.333	37.066	1:10.032	110.7	12:21.437								
6	2:15.666	28.460	37.092	1:10.114	110.5	14:37.103								
7	2:15.643	28.375	37.178	1:10.090	110.5	16:52.746								
8	2:16.330	28.591	37.252	1:10.487	109.9	19:09.076								
9	2:18.105	29.115	37.138	1:11.852	108.5	21:27.181								
10	2:33.172	33.142	42.580	1:17.450	97.8	24:00.353								
11	2:18.392	28.884	38.307	1:11.201	108.3	26:18.745								
49 NUNO PINHEIRO														
NUNO GONÇALO SAMPAIO PINHEI							FIAT PUNTO 85 S							
1	2:26.158	36.775	38.219	1:11.164	102.5	2:26.158								
2	2:17.779	29.543	37.789	1:10.447	108.8	4:43.937								
3	2:19.389	29.331	37.709	1:12.349	107.5	7:03.326								
4	3:03.657	30.661	58.205	1:34.791	81.6	10:06.983								
5	2:16.692	28.772	37.537	1:10.383	109.6	12:23.675								
6	2:17.686	29.496	37.412	1:10.778	108.8	14:41.361								
7	2:16.649	29.466	37.325	1:09.858	109.7	16:58.010								
52 PEDRO TEIXEIRA														
PEDRO TEIXEIRA							FIAT PUNTO 85 S							
1	2:18.993	32.417	37.011	1:09.565	107.8	2:18.993								
2	2:13.313	28.209	36.489	1:08.615	112.4	4:32.306								
3	2:14.601	28.205	36.472	1:09.924	111.3	6:46.907								
4	3:13.552	31.394	1:08.418	1:33.740	77.4	10:00.459								
5	2:13.872	28.664	36.388	1:08.820	111.9	12:14.331								
6	2:14.891	29.078	36.882	1:08.931	111.1	14:29.222								
7	2:13.395	28.805	36.415	1:08.175	112.3	16:42.617								
8	2:14.428	28.526	36.468	1:09.434	111.5	18:57.045								
9	2:27.968	29.574	38.490	1:19.904	101.3	21:25.013								
10	2:34.293	33.342	42.126	1:18.825	97.1	23:59.306								
11	2:14.150	28.736	36.923	1:08.491	111.7	26:13.456								
55 JOÃO ARANTES														
JOÃO COSTA ARANTES							TOYOTA STARLET 1300 S							
1	2:13.210	31.766	34.946	1:06.498	112.5	2:13.210								
2	2:09.211	27.700	35.304	1:06.207	116.0	4:22.421								
3	2:12.097	27.710	34.955	1:09.432	113.5	6:34.518								
4	3:22.201	39.018	1:11.656	1:31.527	74.1	9:56.719								
5	2:06.004	26.487	34.397	1:05.120	118.9	12:02.723								
6	2:06.634	26.727	34.518	1:05.389	118.3	14:09.357								
7	2:06.570	26.723	34.663	1:05.184	118.4	16:15.927								
8	2:06.678	26.966	34.625	1:05.087	118.3	18:22.605								
9	2:06.859	26.778	34.562	1:05.519	118.1	20:29.464								
10	3:12.549	35.285	1:07.221	1:30.043	77.8	23:42.013								
11	2:05.322	26.701	34.485	1:04.136	119.6	25:47.335								
58 JOSÉ MOREIRA														
JOSÉ MOREIRA							DATSUN 1200							
1	8:11.442	B	6:17.425	39.340	1:14.677	30.5	8:11.442							
2	2:22.812	31.885	38.824	1:12.103	104.9	10:34.254								
3	2:20.453	30.557	37.711	1:12.185	106.7	12:54.707								
4	2:20.502	30.253	38.126	1:12.123	106.7	15:15.209								
66 NELSON RESENDE														
NELSON RESENDE							DATSUN 1200							
1	2:16.763	35.335	35.533	1:05.895	109.6	2:16.763								
2	2:06.560	27.352	34.083	1:05.125	118.4	4:23.323								
3	2:10.464	27.210	34.478	1:08.776	114.9	6:33.787								
4	3:21.719	38.562	1:11.732	1:31.425	74.3	9:55.506								
5	2:04.510	26.471	34.083	1:03.956	120.4	12:00.016								
6	2:05.159	26.832	33.656	1:04.671	119.7	14:05.175								
7	2:05.118	26.433	33.908	1:04.777	119.8	16:10.293								
8	2:05.269	26.620	33.753	1:04.896	119.6	18:15.562								
9	2:06.357	26.787	33.898	1:05.672	118.6	20:21.919								
10	3:19.600	41.443	1:07.387	1:30.770	75.1	23:41.519								
11	2:03.436	26.169	33.448	1:03.819	121.4	25:44.955								
71 RUI SANTOS														
RUI SANTOS							TOYOTA STARLET 1300 EP 91							
1	2:26.748	37.232	37.817	1:11.699	102.1	2:26.748								

ANPAC CLASSIC RACING

CIRCUITO ESTORIL

16/17 SETEMBRO 2023



CPV 1300

ANPAC CLASSIC RACING - Estoril 17 Setembro 2023

CORRIDA 2

Volta a volta

— Volta invalidada ■ Melhor marca pessoal ■ Melhor da sessão B Cruzar pelo pit lane

Vlt.	Tempo	Inter. 1	Inter. 2	Inter. 3	km/h	Decorrido	Vlt.	Tempo	Inter. 1	Inter. 2	Inter. 3	km/h	Decorrido
2	2:18.741	29.176	37.833	1:11.732	108.0	4:45.489							
3	2:19.243	28.761	37.531	1:12.951	107.6	7:04.732							
4	3:03.906	29.841	58.458	1:35.607	81.5	10:08.638							
5	2:16.730	28.930	37.171	1:10.629	109.6	12:25.368							
6	2:17.205	28.655	37.383	1:11.167	109.2	14:42.573							
7	2:18.117	28.883	38.300	1:10.934	108.5	17:00.690							
8	2:19.656	30.114	38.082	1:11.460	107.3	19:20.346							
9	2:17.649	29.237	37.093	1:11.319	108.9	21:37.995							
10	2:23.809	28.947	39.482	1:15.380	104.2	24:01.804							
11	2:16.295	28.635	37.171	1:10.489	110.0	26:18.099							

74	RUI GAMA	PEUGEOT 106 XSI											
1	2:26.450	38.499	37.259	1:10.692	102.3	2:26.450							
2	2:14.503	28.722	36.372	1:09.409	111.4	4:40.953							
3	2:15.444	29.003	35.926	1:10.515	110.6	6:56.397							
4	3:08.806	30.809	1:01.984	1:36.013	79.4	10:05.203							
5	2:12.888	28.681	35.836	1:08.371	112.8	12:18.091							
6	2:13.010	28.271	36.215	1:08.524	112.7	14:31.101							
7	2:13.549	28.625	36.351	1:08.573	112.2	16:44.650							
8	2:14.007	29.391	36.016	1:08.600	111.8	18:58.657							
9	2:27.182	30.471	38.326	1:18.385	101.8	21:25.839							
10	2:33.105	33.422	42.587	1:17.096	97.9	23:58.944							
11	2:14.288	28.972	35.984	1:09.332	111.6	26:13.232							