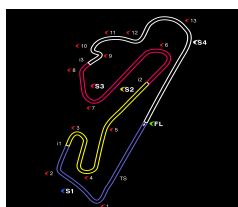


ESTORIL RACING FESTIVAL

CIRCUITO ESTORIL

09/10 DEZEMBRO 2022



3H GUPE 3H GUPE - 10 DEZEMBRO 2022 TREINO CRONOMETRADO

Volta a volta

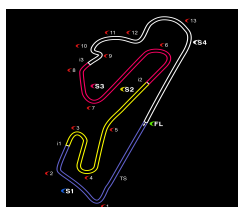
— Volta invalidada ■ Melhor marca pessoal ■ Melhor da sessão B Cruzar pelo pit lane

Vlt.	P	Tempo	Inter. 1	Inter. 2	Inter. 3	km/h	Decorrido	Vlt.	P	Tempo	Inter. 1	Inter. 2	Inter. 3	km/h	Decorrido			
3	PEDRO PERINO CITROEN C1 1000 1.PEDRO PERINO 2.JOÃO VENTURA							13	CRM MOTORSPORT KIA PICANTO 1.MANUEL TEIXEIRA 3.FRANCISCO MARRÃO 2.SAMUEL TEIXEIRA									
	1	1	4:13.085	1:57.367	45.944	1:29.774	59.2		4:13.085	1	1	16:12.694	...	38.203	1:09.063	15.4	16:12.694	
	2	1	2:24.485	29.688	39.123	1:15.674	103.7		6:37.570	2	1	2:06.504	26.714	34.018	1:05.772	118.5	18:19.198	
	3	1	2:22.247	29.323	39.174	1:13.750	105.4		8:59.817	3	1	2:05.668	26.289	34.103	1:05.276	119.3	20:24.866	
	4	1	2:21.531	29.231	38.972	1:13.328	105.9		11:21.348	4	1	2:06.335	26.347	34.057	1:05.931	118.6	22:31.201	
	5	1	2:20.644	28.921	38.986	1:12.737	106.6		13:41.992	5	1	2:06.443	26.268	34.741	1:05.434	118.5	24:37.644	
	6	1	2:27.438	B 29.153	39.229	1:19.056	101.6		16:09.430	6	1	2:05.601	26.283	34.407	1:04.911	119.3	26:43.245	
	7	1	4:46.583	2:53.877	38.859	1:13.847	52.3		20:56.013	7	1	2:05.590	26.319	34.142	1:05.129	119.3	28:48.835	
	8	1	2:20.323	29.190	38.348	1:12.785	106.8		23:16.336	8	1	2:22.311	B 29.016	35.118	1:18.177	105.3	31:11.146	
	9	1	2:19.039	28.943	38.194	1:11.902	107.8		25:35.375	16	BASTOS SPORT KIA PICANTO 1.ORLANDO BATINA 2.SERGIO AZEVEDO							
	10	1	2:19.444	28.988	38.254	1:12.202	107.5		27:54.819		1	1	4:02.505	2:22.314	34.702	1:05.489	61.8	4:02.505
	11	1	2:29.293	B 29.007	38.211	1:22.075	100.4		30:24.112		2	1	2:05.121	26.277	34.138	1:04.706	119.8	6:07.626
	12	2	4:19.173	2:27.784	39.020	1:12.369	57.8		34:43.285		3	1	2:04.864	25.930	34.177	1:04.757	120.0	8:12.490
	13	2	2:19.636	29.049	38.453	1:12.134	107.3		37:02.921		4	1	2:11.596	B 25.999	34.317	1:11.280	113.9	10:24.086
	14	2	2:20.590	29.822	38.477	1:12.291	106.6		39:23.511		5	1	3:01.346	1:19.559	34.424	1:07.363	82.6	13:25.432
	15	2	2:19.684	28.990	38.480	1:12.214	107.3		41:43.195		6	1	2:04.617	25.724	34.140	1:04.753	120.3	15:30.049
	16	2	2:19.841	28.973	38.581	1:12.287	107.2		44:03.036		7	1	2:04.633	25.595	34.121	1:04.917	120.2	17:34.682
9	RUI RIBEIRO CATERHAM 420R 1.RUI RIBEIRO 2.RICARDO PEREIRA							8	1		2:04.491	25.724	34.167	1:04.600	120.4	19:39.173		
	1	1	17:51.352	...	34.618	1:03.031	14.0	17:51.352	9		1	2:11.043	B 25.890	34.266	1:10.887	114.4	21:50.216	
	2	1	1:55.170	24.811	30.978	59.381	130.1	19:46.522	10		1	3:37.283	1:56.685	34.689	1:05.909	69.0	25:27.499	
	3	1	1:52.981	23.945	30.251	58.785	132.6	21:39.503	11		1	2:17.703	B 26.210	34.070	1:17.423	108.8	27:45.202	
	4	1	1:53.711	24.024	30.501	59.186	131.8	23:33.214	12		2	8:58.363	7:17.213	35.134	1:06.016	27.8	36:43.565	
	5	1	2:03.474	B 24.218	31.062	1:08.194	121.4	25:36.688	13		2	2:05.536	26.196	34.376	1:04.964	119.4	38:49.101	
	6	1	4:14.230	2:39.190	32.120	1:02.920	58.9	29:50.918	14		2	2:06.382	26.198	34.308	1:05.876	118.6	40:55.483	
	7	1	1:55.238	24.479	30.876	59.883	130.1	31:46.156	15		2	2:05.634	26.202	34.189	1:05.243	119.3	43:01.117	
	8	1	1:53.020	23.939	30.441	58.640	132.6	33:39.176	16		2	2:31.951	B 26.790	34.532	1:30.629	98.6	45:33.068	
	9	1	1:52.525	23.931	30.160	58.434	133.2	35:31.701	17	PAULO FERRAZ FIAT PUNTO 85 SPORT 1.PAULO FERRAZ 3.NELSON RESENDE 2.PAULO SPINOLA TUR 1300								
	10	1	1:52.764	24.037	30.407	58.320	132.9	37:24.465		1	1	3:27.002	1:26.147	42.587	1:18.268	72.4	3:27.002	
	11	1	1:54.028	23.890	30.688	59.450	131.4	39:18.493		2	1	2:21.548	30.150	38.252	1:13.146	105.9	5:48.550	
	12	1	1:51.842	23.742	30.554	57.546	134.0	41:10.335		3	1	2:19.398	29.335	37.834	1:12.229	107.5	8:07.948	
	13	1	2:16.881	B 24.665	32.227	1:19.989	109.5	43:27.216		4	1	2:18.301	29.169	37.448	1:11.684	108.4	10:26.249	
	11	BEFAST MOTROSPORT KIA PICANTO 1.CLAUDIO PEREIRA 3.RICARDO BARBOSA 2.ANTONIO VEIGA PICANTO								5	1	2:16.998	28.723	37.395	1:10.880	109.4	12:43.247	
		1	1	11:11.171	9:25.388	36.718	1:09.065	22.3		11:11.171	6	1	2:16.745	28.701	37.368	1:10.676	109.6	14:59.992
		2	1	2:07.722	26.310	34.754	1:06.658	117.3		13:18.893	7	1	2:30.825	B 29.610	38.895	1:22.320	99.4	17:30.817
3		1	2:08.207	26.132	34.539	1:07.536	116.9	15:27.100		8	1	4:56.177	2:59.595	42.545	1:14.037	50.6	22:26.994	
4		1	2:16.937	B 26.415	34.607	1:15.915	109.4	17:44.037		9	1	2:19.585	29.986	38.465	1:11.134	107.4	24:46.579	
5		1	4:37.615	2:54.739	35.464	1:07.412	54.0	22:21.652		10	1	2:17.753	29.521	37.520	1:10.712	108.8	27:04.332	
6		1	2:09.717	27.939	34.818	1:06.960	115.5	24:31.369		11	1	2:17.235	29.168	37.465	1:10.602	109.2	29:21.567	
7		1	2:09.213	27.420	34.849	1:06.944	116.0	26:40.582		12	1	2:28.187	B 28.974	37.906	1:21.307	101.1	31:49.754	
8		1	2:11.481	27.389	37.521	1:06.571	114.0	28:52.063		13	2	4:21.034	2:32.404	37.225	1:11.405	57.4	36:10.788	
9		1	2:08.536	27.229	34.805	1:06.502	116.6	31:00.599		14	2	2:17.250	28.155	38.779	1:10.316	109.2	38:28.038	
10		1	2:09.139	28.132	34.813	1:06.194	116.1	33:09.738		15	2	2:16.608	27.897	38.690	1:10.021	109.7	40:44.646	
11		1	2:20.896	B 27.615	34.804	1:18.477	106.4	35:30.634		16	2	2:14.326	27.872	37.462	1:08.992	111.6	42:58.972	
12		2	3:42.850	2:02.492	34.429	1:05.929	67.3	39:13.484	18	CRM MOTORSPORT LEGEND CAR 1.PEDRO SALVADOR 3.CARLOS RODRIGUES 2.GUILHERME DAL MASO 1000								
13		2	2:06.219	26.422	34.261	1:05.536	118.7	41:19.703										
14		2	2:07.095	26.462	34.567	1:06.066	117.9	43:26.798										
15		2	2:06.745	26.274	34.567	1:05.904	118.2	45:33.543										

ESTORIL RACING FESTIVAL

CIRCUITO ESTORIL

09/10 DEZEMBRO 2022



3H GUPE

3H GUPE - 10 DEZEMBRO 2022

TREINO CRONOMETRADO

Volta a volta

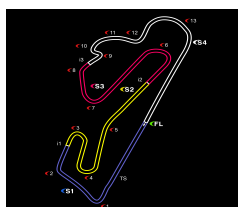
— Volta invalidada ■ Melhor marca pessoal ■ Melhor da sessão B Cruzar pelo pit lane

Vlt.	P	Tempo	Inter. 1	Inter. 2	Inter. 3	km/h	Decorrido	Vlt.	P	Tempo	Inter. 1	Inter. 2	Inter. 3	km/h	Decorrido
23 CRM MOTORSPORT 1.ANA BARBARO 3.JOÃO BATISTA 2.NUNO BATISTA LEGEND CAR 1000															
1	1	11:39.317B	9:24.743	35.532	1:39.042	21.4	11:39.317	2	1	2:14.728	28.674	35.880	1:10.174	111.2	5:16.251
2	1	3:24.948	1:42.492	34.104	1:08.352	73.1	15:04.265	3	1	2:14.050	28.567	36.254	1:09.229	111.8	7:30.301
3	1	2:24.333B	27.862	33.560	1:22.911	103.8	17:28.598	4	1	2:12.661	28.169	35.672	1:08.820	113.0	9:42.962
4	1	5:03.707	3:17.898	36.097	1:09.712	49.3	22:32.305	5	1	2:10.840	27.842	35.215	1:07.783	114.5	11:53.802
5	1	2:06.070	26.424	34.216	1:05.430	118.9	24:38.375	6	1	2:11.140	27.684	35.183	1:08.273	114.3	14:04.942
6	1	2:20.905B	26.968	33.755	1:20.182	106.4	26:59.280	7	1	2:19.529B	27.715	35.130	1:16.684	107.4	16:24.471
7	2	5:39.758	4:02.131	34.025	1:03.602	44.1	32:39.038	8	1	3:42.711	1:57.234	35.570	1:09.907	67.3	20:07.182
8	2	2:02.248	26.137	32.796	1:03.315	122.6	34:41.286	9	1	2:10.077	27.262	35.293	1:07.522	115.2	22:17.259
9	2	2:17.261B	25.834	32.686	1:18.741	109.2	36:58.547	10	1	2:10.004	27.600	35.562	1:06.842	115.3	24:27.263
								11	1	2:10.383	26.689	35.386	1:08.308	114.9	26:37.646
								12	1	2:09.419	26.961	34.874	1:07.584	115.8	28:47.065
								13	1	2:26.723B	31.074	38.489	1:17.160	102.1	31:13.788
								14	2	3:37.003	1:58.353	34.124	1:04.526	69.1	34:50.791
1	1	25:33.799B	...	39.997	1:17.696	9.8	25:33.799	15	2	2:05.668	26.662	34.031	1:04.975	119.3	36:56.459
24 GC24 1.GUSTAVO MOURA JR. 2.GONÇALO MOURA KIA PICANTO PICANTO															
1	1	8:16.732	6:36.626	34.572	1:05.534	30.2	8:16.732	16	2	2:06.347	27.523	34.116	1:04.708	118.6	39:02.806
2	1	2:06.888	26.324	34.505	1:06.059	118.1	10:23.620	17	2	2:04.842	26.452	34.219	1:04.171	120.0	41:07.648
3	1	2:05.732	25.988	34.371	1:05.373	119.2	12:29.352	18	2	2:06.039	26.256	35.022	1:04.761	118.9	43:13.687
4	1	2:05.300	25.968	34.190	1:05.142	119.6	14:34.652	19	2	2:05.148	26.225	34.243	1:04.680	119.8	45:18.835
5	1	2:05.255	25.828	34.280	1:05.147	119.7	16:39.907								
6	1	2:05.059	25.875	34.234	1:04.950	119.8	18:44.966								
7	1	2:13.510B	26.830	34.070	1:12.610	112.3	20:58.476								
8	1	3:57.291	2:15.141	35.226	1:06.924	63.2	24:55.767								
9	1	2:07.712	26.679	34.780	1:06.253	117.3	27:03.479								
10	1	2:06.669	26.359	34.371	1:05.939	118.3	29:10.148								
11	1	2:06.678	26.303	34.487	1:05.888	118.3	31:16.826								
12	1	2:17.460B	26.569	34.265	1:16.626	109.0	33:34.286								
29 GIANFRANCO MOTORSPORT 1.TIAGO AMORIM CITROEN C1 1000															
1	1	4:08.119	2:11.696	39.098	1:17.325	60.4	4:08.119								
2	1	2:20.132	29.278	38.499	1:12.355	106.9	6:28.251								
3	1	2:19.245	28.746	38.236	1:12.263	107.6	8:47.496								
4	1	2:19.679	28.999	38.475	1:12.205	107.3	11:07.175								
5	1	2:21.868	29.483	39.080	1:13.305	105.6	13:29.043								
6	1	2:20.285	29.199	38.620	1:12.466	106.8	15:49.328								
7	1	2:19.783	29.114	38.432	1:12.237	107.2	18:09.111								
8	1	2:19.406	29.072	38.487	1:11.847	107.5	20:28.517								
9	1	2:25.582B	28.833	38.693	1:18.056	102.9	22:54.099								
10	1	3:36.638	1:42.231	41.701	1:12.706	69.2	26:30.737								
11	1	2:24.240	28.695	38.289	1:17.256	103.9	28:54.977								
12	1	2:19.713	29.121	38.123	1:12.469	107.3	31:14.690								
13	1	2:20.872	30.532	38.393	1:11.947	106.4	33:35.562								
14	1	2:18.543	28.949	38.332	1:11.262	108.2	35:54.105								
15	1	2:19.303	28.837	38.304	1:12.162	107.6	38:13.408								
16	1	2:21.594	29.139	38.293	1:14.162	105.8	40:35.002								
17	1	2:23.839	29.668	41.689	1:12.482	104.2	42:58.841								
66 RUI MIRITA 1.RUI MIRITA CITROEN C1 1000															
1	1	4:02.268	1:54.072	42.936	1:25.260	61.9	4:02.268								
2	1	2:38.556	34.011	42.047	1:22.498	94.5	6:40.824								
3	1	2:33.465	33.073	41.332	1:19.060	97.7	9:14.289								
4	1	2:30.353	31.624	40.582	1:18.147	99.7	11:44.642								
5	1	2:31.668	32.397	40.604	1:18.667	98.8	14:16.310								
6	1	2:30.683	32.010	40.793	1:17.880	99.5	16:46.993								
7	1	2:40.347B	31.964	40.110	1:28.273	93.5	19:27.340								
8	1	3:57.359	1:57.824	42.639	1:16.896	63.1	23:24.699								
9	1	2:33.164	32.634	41.761	1:18.769	97.8	25:57.863								
10	1	2:34.367	33.232	41.743	1:19.392	97.1	28:32.230								
11	1	2:32.266	32.878	40.293	1:19.095	98.4	31:04.496								
12	1	2:42.945B	32.244	39.876	1:30.825	92.0	33:47.441								
13	1	3:55.488	1:59.769	39.491	1:16.228	63.6	37:42.929								
14	1	2:24.378	31.072	39.093	1:14.213	103.8	40:07.307								
15	1	2:23.995	30.300	39.200	1:14.495	104.1	42:31.302								
16	1	2:23.224	29.863	39.162	1:14.199	104.6	44:54.526								
17	1	2:22.549	29.793	39.344	1:13.412	105.1	47:17.075								
81 CARLOS RODRIGUES 1.CARLOS RODRIGUES 2.MIGUEL RODRIGUES CITROEN C1 1000															
1	1	6:06.159	4:13.463	39.029	1:13.667	40.9	6:06.159								
2	1	2:21.148	29.424	38.775	1:12.949	106.2	8:27.307								
3	1	2:20.887	29.285	38.689	1:12.913	106.4	10:48.194								
4	1	2:20.233	29.314	38.401	1:12.518	106.9	13:08.427								
5	1	2:20.324	29.172	38.433	1:12.719	106.8	15:28.751								
6	1	2:20.466	28.825	38.560	1:13.081	106.7	17:49.217								
7	1	2:23.566	29.853	38.282	1:15.431	104.4	20:12.783								
8	1	2:20.408	29.184	38.305	1:12.919	106.7	22:33.191								
9	1	2:19.689	29.051	38.574	1:12.064	107.3	24:52.880								
10	1	2:20.267	29.160	39.021	1:12.086	106.8	27:13.147								
11	1	2:26.845B	29.283	38.259	1:19.303	102.1	29:39.992								
12	2	4:24.176	2:33.838	38.711	1:11.627	56.7	34:04.168								
13	2	2:18.428	29.266	37.935	1:11.227	108.3	36:22.596								
14	2	2:18.106	28.900	38.197	1:11.009	108.5	38:40.702								
32 MONTEIROS COMPETIÇÃO 1.VITOR COSTA 2.SERGIO MOUTINHO FORD PUMA TUR 2000															
1	1	3:01.523	1:11.454	38.177	1:11.892	82.6	3:01.523								

ESTORIL RACING FESTIVAL

CIRCUITO ESTORIL

09/10 DEZEMBRO 2022



3H GUPE

3H GUPE - 10 DEZEMBRO 2022

TREINO CRONOMETRADO

Volta a volta

— Volta invalidada ■ Melhor marca pessoal ■ Melhor da sessão B Cruzar pelo pit lane

Vlt.	P	Tempo	Inter. 1	Inter. 2	Inter. 3	km/h	Decorrido	Vlt.	P	Tempo	Inter. 1	Inter. 2	Inter. 3	km/h	Decorrido
15	2	2:25.317 B	28.535	38.072	1:18.710	103.1	41:06.019	10	2	4:03.786	2:29.654	32.379	1:01.753	61.5	39:48.698
16	2	6:00.124	4:04.643	40.107	1:15.374	41.6	47:06.143	11	2	1:55.722	24.838	30.923	59.961	129.5	41:44.420

88	COMVAL RACING		RENAULT CLIO 2.0	
	1. GUILHERME DAL MASO	3. JORGE RIBEIRO	TUR 2000	
	2. JOÃO MESTRE			

1	1	11:12.743	9:16.690	44.476	1:11.577	22.3	11:12.743
2	1	2:03.886	25.686			121.0	13:16.629
3	1	2:03.724	25.680	33.598	1:04.446	121.1	15:20.353
4	1	2:03.563	25.525	34.041	1:03.997	121.3	17:23.916
5	1	2:03.101	25.514	33.609	1:03.978	121.7	19:27.017
6	1	2:13.507 B	25.812	33.560	1:14.135	112.3	21:40.524
7	1	4:28.191	2:43.452	38.130	1:06.609	55.9	26:08.715
8	1	2:05.006	26.175			119.9	28:13.721
9	1	2:06.356	26.383	33.975	1:05.998	118.6	30:20.077
10	1	2:05.836	25.913	33.927	1:05.996	119.1	32:25.913
11	1	2:04.768	26.135			120.1	34:30.681
12	1	2:04.248	25.944			120.6	36:34.929
13	1	2:14.687 B	25.846	35.100	1:13.741	111.3	38:49.616
14	2	3:58.654	2:19.594			62.8	42:48.270
15	2	2:05.097	26.331	34.142	1:04.624	119.8	44:53.367
16	2	2:04.830	25.937			120.1	46:58.197

118	G's COMPETIZIONE		CITROEN C1	
	1. MANUEL MOTA	3. CARLOS RODRIGUES	1000	
	2. MANUEL OLIVEIRA			

1	1	4:01.917	1:55.468	42.727	1:23.722	62.0	4:01.917
2	1	2:23.792	29.947	38.902	1:14.943	104.2	6:25.709
3	1	2:24.188	29.599	39.128	1:15.461	103.9	8:49.897
4	1	2:32.159	29.352	39.279	1:23.528	98.5	11:22.056
5	1	2:29.021 B	29.248	39.199	1:20.574	100.6	13:51.077
6	1	4:40.196	2:44.222	40.093	1:15.881	53.5	18:31.273
7	1	2:25.833	30.819	39.585	1:15.429	102.8	20:57.106
8	1	2:24.947	30.287	39.710	1:14.950	103.4	23:22.053
9	1	2:24.777	30.324	39.998	1:14.455	103.5	25:46.830
10	1	2:24.735	30.634	39.641	1:14.460	103.5	28:11.565
11	1	2:38.243 B	31.850	40.239	1:26.154	94.7	30:49.808
12	2	3:41.367	1:47.834	39.516	1:14.017	67.7	34:31.175
13	2	2:23.068	29.716	39.353	1:13.999	104.8	36:54.243
14	2	2:24.675	30.607	39.580	1:14.488	103.6	39:18.918
15	2	2:23.140	29.659	39.318	1:14.163	104.7	41:42.058
16	2	2:22.934	29.885	39.564	1:13.485	104.9	44:04.992
17	2	2:22.679	29.410	39.169	1:14.100	105.0	46:27.671

122	COMVAL RACING		WESTFIELD AERO	
	1. MARCO OSÓRIO		TUR 2000	
	2. TIAGO ALLEN			

1	1	16:16.183	...	33.025	1:00.743	15.4	16:16.183
2	1	1:54.433	24.196	30.684	59.553	131.0	18:10.616
3	1	1:52.148	23.883	29.708	58.557	133.6	20:02.764
4	1	1:51.989	23.807	30.271	57.911	133.8	21:54.753
5	1	2:02.794 B	23.222	29.704	1:09.868	122.0	23:57.547
6	1	6:06.091	4:37.651	30.689	57.751	40.9	30:03.638
7	1	1:50.088	23.699	29.568	56.821	136.1	31:53.726
8	1	1:49.368	22.969	29.431	56.968	137.0	33:43.094
9	1	2:01.818 B	22.662	29.775	1:09.381	123.0	35:44.912

178	AUTOMATEUS		HONA CIVIC TYPE R	
	1. FRANCISCO GONÇALVES		TUR 2000	
	2. RUI GONÇALVES			

1	1	7:05.344	4:45.957	48.522	1:30.865	35.2	7:05.344
2	1	2:05.650	27.855	33.693	1:04.102	119.3	9:10.994
3	1	1:58.212	24.179	31.432	1:02.601	126.8	11:09.206
4	1	1:57.287	24.361	31.078	1:01.848	127.8	13:06.493
5	1	1:56.773	24.278	31.534	1:00.961	128.3	15:03.266
6	1	1:58.285	24.628	31.418	1:02.239	126.7	17:01.551
7	1	3:08.323 B	29.611	49.705	1:49.007	79.6	20:09.874
8	1	4:27.080	2:51.542	32.635	1:02.903	56.1	24:36.954
9	1	1:56.795	24.063	32.045	1:00.687	128.3	26:33.749
10	1	1:56.161	23.955	31.391	1:00.815	129.0	28:29.910
11	1	2:10.122	26.461	38.270	1:05.391	115.2	30:40.032
12	1	1:54.276	23.523	30.988	59.765	131.1	32:34.308
13	1	1:54.691	23.416	31.436	59.839	130.7	34:28.999
14	1	1:59.219	23.263	33.620	1:02.336	125.7	36:28.218
15	1	1:53.802	23.374	30.968	59.460	131.7	38:22.020
16	1	2:29.144 B	26.686	37.939	1:24.519	100.5	40:51.164

248	T3 RACING		CITROEN C1	
	1. PEDRO ALVES	3. FRANCISCO ARAUJO	1000	
	2. FILIPE FERREIRA			

1	1	4:31.167	2:33.497	43.705	1:13.965	55.3	4:31.167
2	1	2:20.209	29.313	38.537	1:12.359	106.9	6:51.376
3	1	2:21.723	28.882	38.671	1:14.170	105.7	9:13.099
4	1	2:20.011	28.791	38.822	1:12.398	107.0	11:33.110
5	1	2:25.080 B	28.909	38.733	1:17.438	103.3	13:58.190
6	1	4:12.700	2:21.492	38.925	1:12.283	59.3	18:10.890
7	1	2:20.348	29.477	38.688	1:12.183	106.8	20:31.238
8	1	2:19.540	28.934	38.612	1:11.994	107.4	22:50.778
9	1	2:19.415	29.032	38.453	1:11.930	107.5	25:10.193
10	1	2:19.845	29.088	38.635	1:12.122	107.2	27:30.038
11	1	2:19.730	28.948	38.564	1:12.218	107.3	29:49.768
12	1	2:19.284	28.953	38.446	1:11.885	107.6	32:09.052
13	1	2:25.876 B	29.007	38.688	1:18.181	102.7	34:34.928
14	2	4:04.656	2:12.648	38.948	1:13.060	61.3	38:39.584
15	2	2:21.662	29.024	39.794	1:12.844	105.8	41:01.246
16	2	2:20.444	29.072	38.570	1:12.802	106.7	43:21.690
17	2	2:19.859	28.848	38.642	1:12.369	107.2	45:41.549

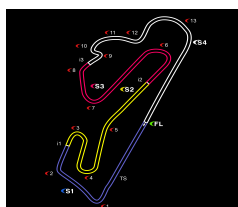
311	JOÃO MIGUEL BAPTISTA		CITROEN C1	
	1. JOÃO BAPTISTA	3. PEDRO BAPTISTA	1000	
	2. RICARDO BAPTISTA	4. ANDRÉ REGUEIRO		
	5. NUNO BAPTISTA			

1	1	5:52.902	3:59.490	39.555	1:13.857	42.5	5:52.902
2	1	2:21.494	29.402	39.094	1:12.998	105.9	8:14.396
3	1	2:20.357	29.239	38.625	1:12.493	106.8	10:34.753
4	1	2:20.293	28.922	38.541	1:12.830	106.8	12:55.046
5	1	2:27.612 B	28.914	38.636	1:20.062	101.5	15:22.658
6	1	4:04.099	2:11.974	39.055	1:13.070	61.4	19:26.757
7	1	2:20.305	29.271	38.572	1:12.462	106.8	21:47.062

ESTORIL RACING FESTIVAL

CIRCUITO ESTORIL

09/10 DEZEMBRO 2022



3H GUPE

3H GUPE - 10 DEZEMBRO 2022

TREINO CRONOMETRADO

Volta a volta

— Volta invalidada ■ Melhor marca pessoal ■ Melhor da sessão B Cruzar pelo pit lane

Vlt.	P	Tempo	Inter. 1	Inter. 2	Inter. 3	km/h	Decorrido	Vlt.	P	Tempo	Inter. 1	Inter. 2	Inter. 3	km/h	Decorrido
8	1	2:19.605	28.876	38.571	1:12.158	107.4	24:06.667								
9	1	2:21.113	29.513	38.808	1:12.792	106.2	26:27.780								
10	1	2:28.984B	29.108	38.590	1:21.286	100.6	28:56.764								
11	2	3:42.743	1:51.478	38.892	1:12.373	67.3	32:39.507								
12	2	2:19.718	28.910	38.756	1:12.052	107.3	34:59.225								
13	2	2:19.772	29.048	38.502	1:12.222	107.2	37:18.997								
14	2	3:17.533	33.223	54.875	1:49.435	75.9	40:36.530								
15	2	2:19.171	28.760	38.442	1:11.969	107.7	42:55.701								

330	WALLUP		CITROEN C1
	1.J. PASSANHA	3.G. GALVÃO	1000
	2.P. ANTUNES		

1	1	5:52.652	3:58.517	39.641	1:14.494	42.5	5:52.652
2	1	2:21.072	29.995	38.854	1:12.223	106.2	8:13.724
3	1	2:20.114	29.170	38.720	1:12.224	107.0	10:33.838
4	1	2:20.193	29.223	38.636	1:12.334	106.9	12:54.031
5	1	2:20.698	29.294	38.870	1:12.534	106.5	15:14.729
6	1	2:19.874	29.066	38.549	1:12.259	107.1	17:34.603
7	1	2:20.092	28.944	38.789	1:12.359	107.0	19:54.695
8	1	2:19.823	28.979	38.521	1:12.323	107.2	22:14.518
9	1	2:27.270B	29.764	38.853	1:18.653	101.8	24:41.788
10	1	3:51.288	1:58.585	39.473	1:13.230	64.8	28:33.076
11	1	2:20.958	30.035	38.478	1:12.445	106.3	30:54.034
12	1	2:20.284	29.301	38.596	1:12.387	106.8	33:14.318
13	1	2:19.992	29.129	38.450	1:12.413	107.1	35:34.310
14	1	2:40.020	35.767	51.813	1:12.440	93.7	38:14.330
15	1	2:19.849	28.905	38.419	1:12.525	107.2	40:34.179
16	1	2:22.012	29.251	38.494	1:14.267	105.5	42:56.191

997	GONÇALO MANAHU		CITROEN C1
	1.GONÇALO MANAHU		1000

1	1	3:00.692	1:07.643	39.678	1:13.371	82.9	3:00.692
2	1	2:20.706	29.928	38.501	1:12.277	106.5	5:21.398
3	1	2:20.197	28.920	38.776	1:12.501	106.9	7:41.595
4	1	2:20.411	29.147	38.747	1:12.517	106.7	10:02.006
5	1	2:20.499	29.280	38.880	1:12.339	106.7	12:22.505
6	1	2:20.244	29.140	38.983	1:12.121	106.9	14:42.749
7	1	2:19.940	29.050	38.670	1:12.220	107.1	17:02.689
8	1	2:20.761	29.133	39.003	1:12.625	106.5	19:23.450
9	1	2:20.319	29.186	38.853	1:12.280	106.8	21:43.769
10	1	2:19.731	29.084	38.445	1:12.202	107.3	24:03.500
11	1	2:20.534	29.365	38.883	1:12.286	106.6	26:24.034
12	1	2:27.806B	29.734	38.656	1:19.416	101.4	28:51.840
13	1	3:39.599	1:46.797	38.587	1:14.215	68.2	32:31.439
14	1	2:19.620	29.432	38.122	1:12.066	107.3	34:51.059
15	1	2:19.242	28.755	38.202	1:12.285	107.6	37:10.301
16	1	2:19.556	28.896	38.216	1:12.444	107.4	39:29.857
17	1	2:20.046	28.709	38.451	1:12.886	107.0	41:49.903
18	1	2:19.376	28.700	38.494	1:12.182	107.5	44:09.279
19	1	2:18.372	28.622	38.183	1:11.567	108.3	46:27.651