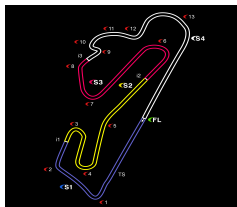


# GRUPO 1 + TROFÉU MINI CATERHAM RACING FESTIVAL 18, 19 e 20 NOVEMBRO 2 CORRIDA

## Handicaps Analysis

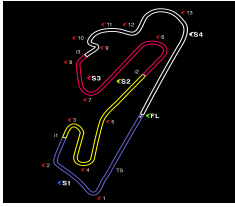
No	In Time		Out Time		Pit Time	Handicap	Gap	Window	
	Hour	Elapsed	Hour	Elapsed					
<b>6</b>	<b>JOAO CAVALEIRO E SILVA / MINI COOPER</b>								VINTAGE
1	15:49:33.702	29:38.743	15:54:15.818	34:20.859	4:42.116 (282.116)	275	7.116	Pit Window 1	
2	16:11:16.245	51:21.286	16:17:28.117	57:33.158	6:11.872 (371.872)	275	96.872	Pit Window 2	
3	16:51:01.834	1:31:06.875	16:55:47.653	1:35:52.694	4:45.819 (285.819)	275	10.819	Pit Window 3	
<b>7</b>	<b>BRUNO LIMA / MINI COOPER</b>								MIGHTY
1	15:51:19.964	31:25.005	15:55:53.546	35:58.587	4:33.582 (273.582)	275	-1.418	Pit Window 1	
2	16:12:13.750	52:18.791	16:18:45.575	58:50.616	6:31.825 (391.825)	275	116.825	Pit Window 2	
3	16:46:57.975	1:27:03.016	16:51:33.668	1:31:38.709	4:35.693 (275.693)	275	0.693	Pit Window 3	
<b>11</b>	<b>LUIS SEPULVEDA / MINI COOPER</b>								VINTAGE
1	15:48:41.187	28:46.228	15:53:20.245	33:25.286	4:39.058 (279.058)	275	4.058	Pit Window 1	
2	16:11:58.902	52:03.943	16:17:01.488	57:06.529	5:02.586 (302.586)	275	27.586	Pit Window 2	
3	16:47:18.913	1:27:23.954	16:51:59.349	1:32:04.390	4:40.436 (280.436)	275	5.436	Pit Window 3	
<b>18</b>	<b>JOSE DIAS / MINI COOPER</b>								VINTAGE
1	15:47:47.896	27:52.937	15:54:18.513	34:23.554	6:30.617 (390.617)	275	115.617	Pit Window 1	
2	16:13:15.190	53:20.231	16:18:37.259	58:42.300	5:22.069 (322.069)	275	47.069	Pit Window 2	
3	16:49:00.680	1:29:05.721	16:53:42.466	1:33:47.507	4:41.786 (281.786)	275	6.786	Pit Window 3	
<b>19</b>	<b>JOAO SILVA / MINI COOPER</b>								VINTAGE
1	15:46:25.804	26:30.845	15:52:50.047	32:55.088	6:24.243 (384.243)	280	104.243	Pit Window 1	
2	16:15:03.419	55:08.460	16:20:13.286	1:00:18.327	5:09.867 (309.867)	280	29.867	Pit Window 2	
3	16:49:40.597	1:29:45.638	16:54:38.228	1:34:43.269	4:57.631 (297.631)	280	17.631	Pit Window 3	
<b>21</b>	<b>JOAO FEDOROWICZ / MINI COOPER</b>								VINTAGE
1	15:48:52.942	28:57.983	15:53:31.780	33:36.821	4:38.838 (278.838)	280	-1.162	Pit Window 1	
2	16:12:12.311	52:17.352	16:16:53.404	56:58.445	4:41.093 (281.093)	280	1.093	Pit Window 2	
3	16:47:18.025	1:27:23.066	16:51:59.956	1:32:04.997	4:41.931 (281.931)	280	1.931	Pit Window 3	
<b>42</b>	<b>PAULO AMORIM / MINI COOPER</b>								VINTAGE
1	15:37:51.480	17:56.521	15:38:38.891	18:43.932	47.411 (47.411)				
2	15:50:21.860	30:26.901	15:54:50.734	34:55.775	4:28.874 (268.874)	275	-6.126	Pit Window 1	
3	16:02:05.972	42:11.013	16:03:13.156	43:18.197	1:07.184 (67.184)				
4	16:18:13.044	58:18.085	16:21:21.371	1:01:26.412	3:08.327 (188.327)	275	-86.673	Pit Window 2	
5	16:33:03.773	1:13:08.814	16:33:59.279	1:14:04.320	55.506 (55.506)				
6	16:46:09.954	1:26:14.995	16:51:43.739	1:31:48.780	5:33.785 (333.785)	275	58.785	Pit Window 3	
<b>62</b>	<b>MANUEL ALMEIDA / MINI COOPER</b>								MIGHTY
1	15:48:11.808	28:16.849	15:53:32.986	33:38.027	5:21.178 (321.178)	280	41.178	Pit Window 1	
2	16:13:19.807	53:24.848	16:19:16.241	59:21.282	5:56.434 (356.434)	280	76.434	Pit Window 2	
3	16:49:24.799	1:29:29.840	16:54:37.112	1:34:42.153	5:12.313 (312.313)	280	32.313	Pit Window 3	
<b>111</b>	<b>JOEL REIS / MINI COOPER</b>								MIGHTY
1	15:46:58.890	27:03.931	15:51:37.079	31:42.120	4:38.189 (278.189)	275	3.189	Pit Window 1	
2	16:13:09.928	53:14.969	16:18:01.447	58:06.488	4:51.519 (291.519)	275	16.519	Pit Window 2	
3	16:48:48.921	1:28:53.962	16:53:26.675	1:33:31.716	4:37.754 (277.754)	275	2.754	Pit Window 3	
<b>501</b>	<b>RICARDO PEREIRA / FORD ESCORT RS2000</b>								H81-2000
1	15:50:00.408	30:05.449	15:51:53.519	31:58.560	1:53.111 (113.111)	95	18.111	Pit Window 1	
<b>506</b>	<b>JOAO M. RIBEIRO / ALFA ROMEO GIULIA</b>								H71-1600
1	15:49:50.634	29:55.675	15:51:28.596	31:33.637	1:37.962 (97.962)	95	2.962	Pit Window 1	
2	16:11:57.792	52:02.833	16:16:52.924	56:57.965	4:55.132 (295.132)	95	200.132	Pit Window 2	
3	16:51:22.714	1:31:27.755	16:53:05.625	1:33:10.666	1:42.911 (102.911)	95	7.911	Pit Window 3	
<b>508</b>	<b>PAULO VIEIRA / FORD ESCORT RS2000</b>								H81-2000
1	15:54:39.096	34:44.137	15:56:19.790	36:24.831	1:40.694 (100.694)	100	0.694	Pit Window 1	
2	16:11:14.509	51:19.550	16:16:04.934	56:09.975	4:50.425 (290.425)	100	190.425	Pit Window 2	
<b>510</b>	<b>MATILDE LOPES / DATSUN 1200</b>								PROD CUP
1	15:49:08.999	29:14.040	15:50:51.065	30:56.106	1:42.066 (102.066)	95	7.066	Pit Window 1	
2	16:11:17.772	51:22.813	16:15:56.071	56:01.112	4:38.299 (278.299)	95	183.299	Pit Window 2	
3	16:52:46.773	1:32:51.814	16:54:35.586	1:34:40.627	1:48.813 (108.813)	95	13.813	Pit Window 3	



# GRUPO 1 + TROFÉU MINI CATERHAM RACING FESTIVAL 18, 19 e 20 NOVEMBRO 2 CORRIDA

## Handicaps Analysis

No	In Time		Out Time		Pit Time	Handicap	Gap	Window	
	Hour	Elapsed	Hour	Elapsed					
<b>518</b>	<b>LUIS P. LIBERAL / FORD ESCORT RS2000</b>								H81-2000
1	15:36:19.558	16:24.599	15:38:01.727	18:06.768	1:42.169 (102.169)				
2	15:40:14.867	20:19.908	15:49:57.740	30:02.781	9:42.873 (582.873)				
3	15:52:22.356	32:27.397	16:01:13.893	41:18.934	8:51.537 (531.537)	95	436.537	Pit Window 1	
<b>520</b>	<b>PAULO F. RIBEIRO / DATSUN 120</b>								PROD CUP
1	15:46:50.085	26:55.126	15:51:57.122	32:02.163	5:07.037 (307.037)	95	212.037	Pit Window 1	
2	16:11:26.481	51:31.522	16:13:34.809	53:39.850	2:08.328 (128.328)	95	33.328	Pit Window 2	
3	16:47:34.507	1:27:39.548	16:49:12.835	1:29:17.876	1:38.328 (98.328)	95	3.328	Pit Window 3	
<b>523</b>	<b>NUNO BREDA / FORD ESCORT RS2000</b>								H81-2000
1	15:50:32.370	30:37.411	15:52:23.989	32:29.030	1:51.619 (111.619)	95	16.619	Pit Window 1	
2	16:11:22.965	51:28.006	16:16:18.812	56:23.853	4:55.847 (295.847)	95	200.847	Pit Window 2	
3	16:49:58.318	1:30:03.359	16:51:45.276	1:31:50.317	1:46.958 (106.958)	95	11.958	Pit Window 3	
<b>533</b>	<b>RUI RIBEIRO / FORD ESCORT RS2000</b>								H81-2000
1	15:46:59.777	27:04.818	15:48:39.553	28:44.594	1:39.776 (99.776)	95	4.776	Pit Window 1	
2	16:11:38.227	51:43.268	16:13:27.204	53:32.245	1:48.977 (108.977)	95	13.977	Pit Window 2	
3	16:36:49.784	1:16:54.825	16:37:30.805	1:17:35.846	41.021 (41.021)				
4	16:46:04.998	1:26:10.039	16:50:43.984	1:30:49.025	4:38.986 (278.986)	95	183.986	Pit Window 3	
<b>536</b>	<b>TIAGO SILVA / BMW323i</b>								H81-MAX
1	15:50:03.201	30:08.242	15:54:54.778	34:59.819	4:51.577 (291.577)	95	196.577	Pit Window 1	
2	16:11:34.870	51:39.911	16:15:27.441	55:32.482	3:52.571 (232.571)	95	137.571	Pit Window 2	
3	16:49:59.918	1:30:04.959	16:52:02.105	1:32:07.146	2:02.187 (122.187)	95	27.187	Pit Window 3	
<b>538</b>	<b>RUI MOURA / VW GOLF GTI</b>								H-INV
1	15:52:47.455	32:52.496	15:54:51.355	34:56.396	2:03.900 (123.900)	95	28.900	Pit Window 1	
2	16:20:13.710	1:00:18.751	16:24:58.896	1:05:03.937	4:45.186 (285.186)	95	190.186	Pit Window 2	
3	16:50:24.200	1:30:29.241	16:52:12.844	1:32:17.885	1:48.644 (108.644)	95	13.644	Pit Window 3	
<b>539</b>	<b>MIGUEL SARDO / PORSCHE 924 TURBO</b>								H81-MAX
1	15:19:54.959		15:37:09.393	17:14.434	17:14.434 (1034.434)				
2	15:52:37.424	32:42.465	15:54:13.478	34:18.519	1:36.054 (96.054)	95	1.054	Pit Window 1	
3	16:17:10.491	57:15.532	16:19:15.320	59:20.361	2:04.829 (124.829)	95	29.829	Pit Window 2	
4	16:42:34.069	1:22:39.110	16:49:28.431	1:29:33.472	6:54.362 (414.362)				
<b>541</b>	<b>JORGE RODRIGUES / DATSUN 1200 DELUXE</b>								PROD CUP
1	15:46:51.932	26:56.973	15:48:51.077	28:56.118	1:59.145 (119.145)	95	24.145	Pit Window 1	
2	16:14:58.714	55:03.755	16:16:49.851	56:54.892	1:51.137 (111.137)	95	16.137	Pit Window 2	
3	16:48:21.591	1:28:26.632	16:53:04.488	1:33:09.529	4:42.897 (282.897)	95	187.897	Pit Window 3	
<b>557</b>	<b>JACQUES TILLOS / PEUGEOT 104ZS</b>								1052
1	15:46:34.271	26:39.312	15:48:39.116	28:44.157	2:04.845 (124.845)	95	29.845	Pit Window 1	
2	16:12:41.183	52:46.224	16:14:46.333	54:51.374	2:05.150 (125.150)	95	30.150	Pit Window 2	
3	16:45:51.532	1:25:56.573	16:50:30.971	1:30:36.012	4:39.439 (279.439)	95	184.439	Pit Window 3	
<b>564</b>	<b>CARLOS MACIEL / MORRIS COOPER</b>								1052
1	15:49:12.172	29:17.213	15:51:21.354	31:26.395	2:09.182 (129.182)	95	34.182	Pit Window 1	
2	16:11:21.786	51:26.827	16:16:11.677	56:16.718	4:49.891 (289.891)	95	194.891	Pit Window 2	
3	16:45:57.264	1:26:02.305	16:47:49.742	1:27:54.783	1:52.478 (112.478)	95	17.478	Pit Window 3	
<b>565</b>	<b>LUIS SANTA BARBARA / DATSUN 1200</b>								PROD CUP
1	15:46:17.808	26:22.849	15:48:00.728	28:05.769	1:42.920 (102.920)	95	7.920	Pit Window 1	
2	16:11:45.117	51:50.158	16:17:17.256	57:22.297	5:32.139 (332.139)	95	237.139	Pit Window 2	
3	16:48:18.122	1:28:23.163	16:49:54.669	1:29:59.710	1:36.547 (96.547)	95	1.547	Pit Window 3	
<b>566</b>	<b>JOAO POSSER / DATSUN 1200</b>								PROD CUP
1	15:48:38.755	28:43.796	15:50:25.591	30:30.632	1:46.836 (106.836)	100	6.836	Pit Window 1	
2	16:11:42.904	51:47.945	16:16:36.336	56:41.377	4:53.432 (293.432)	100	193.432	Pit Window 2	
3	16:47:29.336	1:27:34.377	16:48:55.703	1:29:00.744	1:26.367 (86.367)	100	-13.633	Pit Window 3	
<b>567</b>	<b>ALBERTO XAVIER / DATSUN 1200</b>								PROD CUP
1	15:53:01.499	33:06.540	15:54:38.457	34:43.498	1:36.958 (96.958)	100	-3.042	Pit Window 1	
2	16:06:09.679	46:14.720	16:06:48.635	46:53.676	38.956 (38.956)				



# GRUPO 1 + TROFÉU MINI CATERHAM RACING FESTIVAL 18, 19 e 20 NOVEMBRO 2 CORRIDA

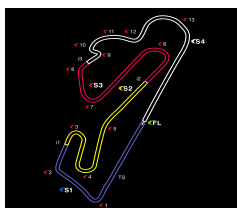
## Handicaps Analysis

No	In Time		Out Time		Pit Time	Handicap	Gap	Window	
	Hour	Elapsed	Hour	Elapsed					
3	16:11:37.062	51:42.103	16:14:05.569	54:10.610	2:28.507 (148.507)	100	48.507	Pit Window 2	
4	16:45:00.750	1:25:05.791	16:49:41.851	1:29:46.892	4:41.101 (281.101)	100	181.101	Pit Window 3	
<b>569</b>	<b>FRANCISCO MARRAO / DATSUN 1200</b>							PROD CUP	
1	15:51:13.993	31:19.034	15:53:16.655	33:21.696	2:02.662 (122.662)	95	27.662	Pit Window 1	
2	16:12:19.586	52:24.627	16:14:06.901	54:11.942	1:47.315 (107.315)	95	12.315	Pit Window 2	
3	16:50:05.249	1:30:10.290	16:54:34.717	1:34:39.758	4:29.468 (269.468)	95	174.468	Pit Window 3	
<b>573</b>	<b>ANDRE C. PINHEIRO / JAGUAR XJS V12</b>							H81-MAX	
1	15:50:35.802	30:40.843	15:52:46.369	32:51.410	2:10.567 (130.567)	95	35.567	Pit Window 1	
2	16:15:00.901	55:05.942	16:20:32.647	1:00:37.688	5:31.746 (331.746)	95	236.746	Pit Window 2	
3	16:50:43.457	1:30:48.498	16:52:31.017	1:32:36.058	1:47.560 (107.560)	95	12.560	Pit Window 3	
<b>580</b>	<b>PEDRO REIS / DATSUN 1200</b>							PROD CUP	
1	15:53:14.010	33:19.051	15:54:56.104	35:01.145	1:42.094 (102.094)	95	7.094	Pit Window 1	
2	16:11:53.617	51:58.658	16:16:49.321	56:54.362	4:55.704 (295.704)	95	200.704	Pit Window 2	
3	16:50:06.169	1:30:11.210	16:51:40.981	1:31:46.022	1:34.812 (94.812)	95	-0.188	Pit Window 3	
<b>581</b>	<b>NUNO PARDALEJO / VW SCIROCCO</b>							H81-1600	
1	15:52:57.557	33:02.598	15:54:37.215	34:42.256	1:39.658 (99.658)	95	4.658	Pit Window 1	
2	16:13:12.913	53:17.954	16:14:44.777	54:49.818	1:31.864 (91.864)	95	-3.136	Pit Window 2	
3	16:46:36.832	1:26:41.873	16:51:28.659	1:31:33.700	4:51.827 (291.827)	95	196.827	Pit Window 3	
<b>586</b>	<b>LUIS S. COSTA / DATSUN 1200</b>							H71-1300	
1	15:47:11.515	27:16.556	15:49:13.804	29:18.845	2:02.289 (122.289)	95	27.289	Pit Window 1	
2	16:12:20.406	52:25.447	16:17:12.961	57:18.002	4:52.555 (292.555)	95	197.555	Pit Window 2	
3	16:46:53.497	1:26:58.538	16:48:49.882	1:28:54.923	1:56.385 (116.385)	95	21.385	Pit Window 3	
<b>587</b>	<b>MANUEL C. MENEZES / VW GOLF MK1 GTI</b>							H81-1600	
1	15:41:40.458	21:45.499	16:22:00.195	1:02:05.236	40:19.737 (2419.737)				
2	16:52:48.576	1:32:53.617	16:55:03.268	1:35:08.309	2:14.692 (134.692)	95	39.692	Pit Window 3	
<b>588</b>	<b>RAFAEL C. PINTO / VW GOLF GTI</b>							H81-1600	
1	15:47:42.907	27:47.948	15:49:36.182	29:41.223	1:53.275 (113.275)	95	18.275	Pit Window 1	
2	15:59:35.993	39:41.034	16:02:13.376	42:18.417	2:37.383 (157.383)				
3	16:11:18.851	51:23.892	16:16:28.289	56:33.330	5:09.438 (309.438)	95	214.438	Pit Window 2	
4	16:46:54.959	1:27:00.000	16:48:33.533	1:28:38.574	1:38.574 (98.574)	95	3.574	Pit Window 3	
<b>589</b>	<b>RICARDO MARCELINO / DATSUN 1200</b>							PROD CUP	
1	15:37:14.278	17:19.319	15:38:29.718	18:34.759	1:15.440 (75.440)				
2	15:47:59.645	28:04.686	15:52:40.196	32:45.237	4:40.551 (280.551)	95	185.551	Pit Window 1	
3	16:11:55.073	52:00.114	16:13:52.786	53:57.827	1:57.713 (117.713)	95	22.713	Pit Window 2	
4	16:46:00.132	1:26:05.173	16:47:39.733	1:27:44.774	1:39.601 (99.601)	95	4.601	Pit Window 3	
5	16:55:38.468	1:35:43.509	16:57:43.553	1:37:48.594	2:05.085 (125.085)				
<b>590</b>	<b>PEDRO GORDO / DATSUN 1200</b>							PROD CUP	
1	15:46:21.802	26:26.843	15:48:01.389	28:06.430	1:39.587 (99.587)	95	4.587	Pit Window 1	
2	16:11:51.608	51:56.649	16:16:31.559	56:36.600	4:39.951 (279.951)	95	184.951	Pit Window 2	
3	16:47:09.381	1:27:14.422	16:48:45.973	1:28:51.014	1:36.592 (96.592)	95	1.592	Pit Window 3	
<b>591</b>	<b>PAULO ANTUNES / SEAT PANDA ABARTH</b>							1052	
1	15:19:54.959		15:20:35.431	40.472	40.472 (40.472)				
2	15:22:01.673	2:06.714	15:59:58.357	40:03.398	37:56.684 (2276.684)				
3	16:21:03.607	1:01:08.648	16:22:52.735	1:02:57.776	1:49.128 (109.128)	95	14.128	Pit Window 2	
4	16:26:00.116	1:06:05.157	16:36:07.688	1:16:12.729	10:07.572 (607.572)				
<b>592</b>	<b>TRISPORT RACE / DATSUN 1200 DELUXE</b>							H-INV	
1	15:50:18.539	30:23.580	15:52:07.832	32:12.873	1:49.293 (109.293)	95	14.293	Pit Window 1	
2	16:11:40.925	51:45.966	16:15:52.189	55:57.230	4:11.264 (251.264)	95	156.264	Pit Window 2	
3	16:50:48.520	1:30:53.561	16:52:40.144	1:32:45.185	1:51.624 (111.624)	95	16.624	Pit Window 3	
<b>595</b>	<b>ANTONIO FRESCO / FORD CAPRI MKIII</b>							H81-MAX	
1	15:46:23.124	26:28.165	15:48:04.012	28:09.053	1:40.888 (100.888)	95	5.888	Pit Window 1	
2	16:13:16.200	53:21.241	16:18:02.836	58:07.877	4:46.636 (286.636)	95	191.636	Pit Window 2	
3	16:51:55.807	1:32:00.848	16:53:32.349	1:33:37.390	1:36.542 (96.542)	95	1.542	Pit Window 3	



**ESTORIL**  
**CATERHAM**  
**RACING**  
**FESTIVAL**

18/20 Nov. 2022



# GRUPO 1 + TROFÉU MINI CATERHAM RACING FESTIVAL 18, 19 e 20 NOVEMBRO 2 CORRIDA

## Handicaps Analysis

No	In Time		Out Time		Pit Time	Handicap	Gap	Window		
	Hour	Elapsed	Hour	Elapsed						
<b>597</b>	<b>ANTONIO MAIA / FORD ESCORT RS2000</b>									H81-2000
1	15:50:28.344	30:33.385	15:52:17.156	32:22.197	1:48.812 (108.812)	95	13.812	Pit Window 1		
2	16:11:30.042	51:35.083	16:22:02.119	1:02:07.160	10:32.077 (632.077)	95	537.077	Pit Window 2		
3	16:53:28.354	1:33:33.395	16:55:07.266	1:35:12.307	1:38.912 (98.912)	95	3.912	Pit Window 3		

CARS WITHOUT PIT STOPS DURING THE SESSION: 502, 549, 577.

CARS WITHOUT PIT STOPS DURING PIT WINDOW 1: 502, 549, 577, 587, 591.

CARS WITHOUT PIT STOPS DURING PIT WINDOW 2: 501, 502, 518, 549, 577, 587.

CARS WITHOUT PIT STOPS DURING PIT WINDOW 3: 501, 502, 508, 518, 539, 549, 577, 591.