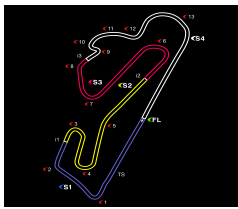




**ESTORIL
CATERHAM
RACING
FESTIVAL**

18/20 Nov. 2022

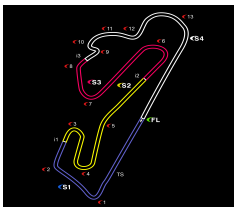


GRUPO 1 + TROFÉU MINI CATERHAM RACING FESTIVAL 18, 19 e 20 NOVEMBRO 2 TREINOS CRONOMETRADOS

Sector Analysis

— Invalidated Lap ■ Personal Best ■ Session Best B Crossing the pit lane

Lap	D	Time	Sector 1	Sector 2	Sector 3	T.Sp'd	Elapsed	Lap	D	Time	Sector 1	Sector 2	Sector 3	T.Sp'd	Elapsed		
6	JOAO CAVALEIRO E SILVA MINI COOPER								1.RUI SALVADA 3.JOAO CAVALEIRO E SILVA VINTAGE								
	2.MANUEL C. DIAS																
	1	3	3:25.877	1:19.333	43.617	1:22.927	152.6		3:25.877								
	2	3	2:33.070	31.692	40.903	1:20.475	151.5		5:58.947								
	3	3	2:33.037	31.197	41.257	1:20.583	150.9		8:31.984								
	4	3	<u>2:31.710</u>	31.176	40.901	1:19.633	150.9		11:03.694								
	5	3	2:29.934	31.645	40.542	1:17.747	150.9		13:33.628								
	6	3	2:27.327	29.828	39.646	1:17.853	153.2		16:00.955								
	7	3	2:30.237	30.921	39.808	1:19.508	151.1		18:31.192								
	8	3	<u>2:25.098</u>	30.024	38.811	1:16.263	151.7		20:56.290								
	9	3	2:27.842	31.139	39.461	1:17.242	154.1		23:24.132								
	10	3	2:24.970	29.413	39.474	1:16.083	151.3		25:49.102								
	11	3	2:24.439	29.316	39.361	1:15.762	151.3		28:13.541								
	12	3	2:23.139	29.565	38.546	1:15.028	153.4		30:36.680								
	13	3	2:41.914 B	29.482	39.860	1:32.572	151.3		33:18.594								
	14	2	4:49.854	2:45.194	38.685	1:25.975	152.6		38:08.448								
	15	2	2:53.887 B	30.646	38.254	1:44.987	152.6		41:02.335								
	16	3	6:11.195	4:17.439	39.343	1:14.413	151.3		47:13.530								
17	3	2:24.328	29.877	38.225	1:16.226	151.3	49:37.858										
7	BRUNO LIMA MINI COOPER								1.BRUNO LIMA MIGHTY								
	2.PAULO LIMA																
	1	1	3:20.161	1:09.611	44.655	1:25.895	142.7		3:20.161								
	2	1	2:33.944	33.328	40.779	1:19.837	149.3		5:54.105								
	3	1	2:29.815	31.786	39.923	1:18.106	149.3		8:23.920								
	4	1	2:27.993	30.812	40.122	1:17.059	152.4		10:51.913								
	5	1	2:27.487	30.451	40.161	1:16.875	150.1		13:19.400								
	6	1	2:26.758	30.425	39.440	1:16.893	149.7		15:46.158								
	7	1	2:25.098	30.249	38.547	1:16.302	147.5		18:11.256								
	8	1	2:31.746 B	30.278	38.874	1:22.594	152.4		20:43.002								
	9	2	3:53.260	1:58.759	38.884	1:15.617	153.2		24:36.262								
	10	2	2:24.449	30.086	39.376	1:14.987	153.2		27:00.711								
	11	2	2:22.993	29.059	38.987	1:14.947	151.9		29:23.704								
	12	2	2:23.987	29.280	39.057	1:15.650	151.1		31:47.691								
	13	2	<u>2:21.535</u>	28.926	38.379	1:14.230	152.4		34:09.226								
	14	2	2:21.880	29.235	38.221	1:14.424	153.0		36:31.106								
	15	2	2:49.776 B	31.224	43.605	1:34.947	125.0		39:20.882								
	16	2	7:44.381	5:51.858	38.202	1:14.321	154.5		47:05.263								
17	2	2:18.551	28.815	38.064	1:11.672	154.5	49:23.814										
18	JOSE DIAS MINI COOPER								1.JOSE DIAS 3.NUNO DIAS VINTAGE								
	2.FRANCISCO PINTO																
	1	1	3:36.971	1:26.120	45.091	1:25.760	129.3		3:36.971								
	2	1	2:33.925	34.110	40.665	1:19.150	129.3		6:10.896								
	3	1	2:28.501	31.177	40.022	1:17.302	149.9		8:39.397								
	4	1	2:26.736	30.734	39.323	1:16.679	151.1		11:06.133								
	5	1	2:26.716	30.383	39.324	1:17.009	153.6		13:32.849								
	6	1	2:28.182	30.248	39.451	1:18.483	148.9		16:01.031								
	7	1	2:38.907 B	31.193	39.289	1:28.425	151.1		18:39.938								
	8	1	5:35.919	3:24.239	43.345	1:28.335	138.4		24:15.857								
	9	1	2:28.229	31.595	40.150	1:16.484	138.4		26:44.086								
	10	1	2:25.276	30.011	39.763	1:15.502	151.3		29:09.362								
	11	1	2:24.199	29.683	38.831	1:15.685	151.9		31:33.561								
	12	1	<u>2:24.937</u>	30.540	39.523	1:14.874	148.5		33:58.498								
	13	1	2:23.879	30.056	39.050	1:14.773	150.5		36:22.377								
	14	1	2:49.985 B	33.411	46.360	1:30.214	140.3		39:12.362								
	15	3	9:09.700	7:16.255	38.859	1:14.586	140.3		48:22.062								
	19	JOAO SILVA MINI COOPER								1.JOAO SILVA VINTAGE							
2.JOAO SILVA																	
1		1	4:19.924	2:04.419	47.739	1:27.766	129.6	4:19.924									
2		1	2:40.237	34.820	42.090	1:23.327	129.6	7:00.161									
3		1	2:36.536	33.418	41.291	1:21.827	140.7	9:36.697									
4		1	2:35.819	33.363	41.187	1:21.269	141.0	12:12.516									
5		1	2:34.952	32.251	40.745	1:21.956	143.3	14:47.468									
6		1	2:34.511	31.945	40.631	1:21.935	146.3	17:21.979									
7		1	2:32.489	32.062	40.668	1:19.759	144.6	19:54.468									
8		1	2:32.245	31.786	40.561	1:19.898	144.8	22:26.713									
9		1	7:42.660 B	31.669	40.462	6:30.529	144.2	30:09.373									
10		1	4:58.651	3:00.161	39.593	1:18.897	144.2	35:08.024									
11		1	2:32.832	31.764	39.613	1:21.455	147.7	37:40.856									
12		1	3:01.749 B	34.392	39.628	1:47.729	110.8	40:42.605									
13		1	6:22.796	4:21.729	39.939	1:21.128	110.8	47:05.401									
21		JOAO FEDOROWICZ MINI COOPER									1.JOAO FEDOROWICZ VINTAGE						
		2.JOAO CARVALHOSA															
		1	1	5:37.879	3:30.731	43.975	1:23.173	119.9			5:37.879						
	2	1	2:33.618	34.366	41.630	1:17.622	136.3	8:11.497									
	3	1	2:28.962	30.917	40.141	1:17.904	151.5	10:40.459									
	4	1	2:45.645 B	34.159	40.283	1:31.203	119.7	13:26.104									
	5	1	5:19.118	3:16.341	43.174	1:19.603	119.7	18:45.222									
	6	1	2:29.444	31.432	39.780	1:18.232	136.8	21:14.666									
	7	1	2:27.731	31.506	39.467	1:16.758	135.2	23:42.397									
	8	1	2:40.987 B	32.231	40.359	1:28.397	139.3	26:23.384									
	9	2	4:16.600 B	2:09.603	40.164	1:26.833	119.9	30:39.984									
	10	2	3:24.201	1:30.369	39.029	1:14.803	119.9	34:04.185									
	11	2	2:23.201	29.898	38.926	1:14.377	156.5	36:27.386									
	12	2	3:00.657 B	33.604	44.587	1:42.466	119.9	39:28.043									

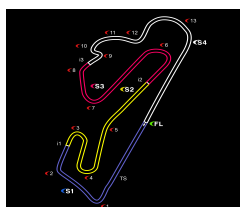


GRUPO 1 + TROFÉU MINI CATERHAM RACING FESTIVAL 18, 19 e 20 NOVEMBRO 2 TREINOS CRONOMETRADOS

Sector Analysis

— Invalidated Lap ■ Personal Best ■ Session Best ■ Crossing the pit lane

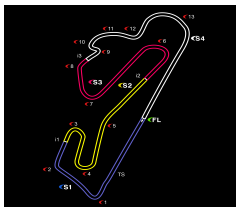
Lap	D	Time	Sector 1	Sector 2	Sector 3	T.Spd	Elapsed	Lap	D	Time	Sector 1	Sector 2	Sector 3	T.Spd	Elapsed
42	PAULO AMORIM MINI COOPER VINTAGE 1. PAULO AMORIM 3. VITOR RIBEIRO 2. CARLOS MARTINS							2	1	2:21.350	30.398	36.838	1:14.114	149.5	5:13.599
	3	1	2:17.666	29.256	35.693	1:12.717	161.3	7:31.265							
	4	1	2:18.111	29.373	35.256	1:13.482	157.1	9:49.376							
	5	1	2:13.572	27.670	34.619	1:11.283	171.9	12:02.948							
	6	1	2:12.503	28.064	34.542	1:09.897	169.2	14:15.451							
	7	1	2:13.144	27.454	34.210	1:11.480	169.5	16:28.595							
	8	1	2:22.106B	26.906	33.476	1:21.724	179.4	18:50.701							
	9	1	4:34.833	2:54.106	33.549	1:07.178		23:25.534							
	10	1	2:05.184	25.580	33.445	1:06.159	188.0	25:30.718							
	11	1	2:04.693	25.992	32.534	1:06.167	190.3	27:35.411							
	12	1	2:02.844	25.364	32.216	1:05.264	186.7	29:38.255							
	13	1	2:04.555	25.261	33.105	1:06.189	185.8	31:42.810							
	14	1	2:02.331	25.118	32.796	1:04.417	197.4	33:45.141							
	15	1	2:01.928	24.778	32.628	1:04.522	202.1	35:47.069							
	16	1	2:22.231	24.832	32.269	1:25.130	200.3	38:09.300							
	17	1	2:35.168B	26.147	32.019	1:37.002	186.1	40:44.468							
	18	2	5:51.410	4:15.098	32.637	1:03.675		46:35.878							
19	2	1:59.167	24.766	32.201	1:02.200	200.7	48:35.045								
502	MADALENA GASPAS VW GOLF GTI H81-1600 1. MADALENA GASPAS 2. FERNANDO GASPAS							1	1	3:10.713	1:02.893	43.651	1:24.169		3:10.713
	2	1	2:26.699	31.616	38.455	1:16.628	152.8	5:37.412							
	3	1	2:33.957B	30.401	37.215	1:26.341	154.1	8:11.369							
	4	2	26:01.196	...	35.999	1:08.786		34:12.565							
	5	2	2:08.952	26.916	34.740	1:07.296	172.1	36:21.517							
	6	2	2:30.021	31.453	45.130	1:13.438	169.7	38:51.538							
	7	2	2:48.794B	28.641	41.769	1:38.384	169.5	41:40.332							
	8	2	5:24.117B	3:22.834	36.007	1:25.276		47:04.449							
	506	JOAO M. RIBEIRO ALFA ROMEO GIULIA H71-1600 1. JOAO M. RIBEIRO 2. MIGUEL RIBEIRO							1	1	3:58.237	1:24.541	53.211	1:40.485	
2		1	2:39.794	36.849	40.939	1:22.006	113.2	6:38.031							
3		1	2:31.903	32.612	40.287	1:19.004	129.6	9:09.934							
4		1	2:29.591	31.663	39.801	1:18.127	133.0	11:39.525							
5		1	2:27.103	31.477	38.852	1:16.774	141.0	14:06.628							
6		1	2:26.811	31.188	38.707	1:16.916	136.5	16:33.439							
7		1	2:38.313B	30.954	38.667	1:28.692	151.9	19:11.752							
8		1	4:31.043	2:34.305	41.422	1:15.316		23:42.795							
9		1	2:21.726	29.650	38.034	1:14.042	154.9	26:04.521							
10		1	2:19.207	29.398	37.161	1:12.648	164.9	28:23.728							
11		1	2:18.658	29.717	37.127	1:11.814	162.2	30:42.386							
12		1	2:28.118B	28.840	36.640	1:22.638	169.7	33:10.504							
13		2	4:38.328	2:42.578	38.794	1:16.956		37:48.832							
14		2	2:51.108B	30.137	38.044	1:42.927	135.5	40:39.940							
15		2	6:40.623	4:49.929	37.672	1:13.022		47:20.563							
16		2	2:15.161	28.541	36.433	1:10.187	172.1	49:35.724							
508	PAULO VIEIRA FORD ESCORT RS2000 H81-2000 1. PAULO VIEIRA							1	1	3:13.423	1:08.037	43.891	1:21.495		3:13.423
	2	1	2:23.448	31.298	37.096	1:15.054	147.7	5:36.871							
	3	1	2:17.094	28.801	35.587	1:12.706	168.4	7:53.965							
111	JOEL REIS MINI COOPER MIGHTY 1. JOEL REIS 2. TIAGO MADEIRA							1	1	7:14.646	5:13.262	41.855	1:19.529		7:14.646
	2	1	2:27.737	30.719	39.916	1:17.102	145.9	9:42.383							
	3	1	2:37.446B	29.947	39.711	1:27.788	152.2	12:19.829							
	4	1	3:26.676	1:31.893	39.223	1:15.560		15:46.505							
	5	1	2:23.286	29.223	38.552	1:15.511	154.1	18:09.791							
	6	1	2:24.573	29.644	39.642	1:15.287	150.1	20:34.364							
	7	1	2:31.835B	29.366	38.848	1:23.621	151.3	23:06.199							
	8	2	23:57.741	...	38.645	1:13.830		47:03.940							
	9	2	2:19.528	29.271	38.224	1:12.033	152.6	49:23.468							
	501	RICARDO PEREIRA FORD ESCORT RS2000 H81-2000 1. RICARDO PEREIRA 2. CARLOS PEDRO							1	1	2:52.249	51.672	40.784	1:19.793	



GRUPO 1 + TROFÉU MINI CATERHAM RACING FESTIVAL 18, 19 e 20 NOVEMBRO 2 TREINOS CRONOMETRADOS

Sector Analysis

— Invalidated Lap										■ Personal Best										■ Session Best										■ Crossing the pit lane																														
Lap	D	Time	Sector 1	Sector 2	Sector 3	T.Spd	Elapsed	Lap	D	Time	Sector 1	Sector 2	Sector 3	T.Spd	Elapsed	Lap	D	Time	Sector 1	Sector 2	Sector 3	T.Spd	Elapsed	Lap	D	Time	Sector 1	Sector 2	Sector 3	T.Spd	Elapsed																													
4	1	2:14.962	27.892	35.036	1:12.034	173.8	10:08.927	1	1	3:03.756	1:12.247	37.513	1:13.996		3:03.756	2	1	2:15.959	28.166	36.985	1:10.808	180.6	5:19.715	3	1	2:11.451	27.684	34.446	1:09.321	189.3	7:31.166																													
5	1	2:14.965	28.138	34.993	1:11.834	161.8	12:23.892	4	1	2:12.084	27.390	34.144	1:10.550	187.3	9:43.250	5	1	2:12.464	27.366	35.014	1:10.084	182.7	11:55.714	6	1	2:09.761	26.382	34.504	1:08.875	187.0	14:05.475																													
6	1	2:15.130	28.043	34.907	1:12.180	170.0	14:39.022	7	1	2:08.776	26.439	33.262	1:09.075	186.7	16:14.251	8	1	2:18.964	26.941	33.815	1:18.208	182.1	18:33.215	9	2	5:47.643	4:02.432	33.724	1:11.487		24:20.858																													
7	1	2:13.594	28.930	34.541	1:10.123	147.9	16:52.616	10	2	2:11.131	27.050	34.610	1:09.471	185.8	26:31.989	11	2	2:10.882	27.027	34.121	1:09.734	168.4	28:42.871	12	2	2:07.106	26.318	32.902	1:07.886	184.2	30:49.977																													
8	1	2:11.326	27.279	34.770	1:09.277	176.5	19:03.942	13	2	2:06.175	26.193	32.525	1:07.457	180.9	32:56.152	14	2	2:05.221	25.921	32.519	1:06.781	181.5	35:01.373	15	2	2:25.144	26.016	33.201	1:25.927	179.1	37:26.517																													
9	1	2:10.790	27.437	34.091	1:09.262	171.1	21:14.732	16	2	4:18.855	1:57.723	42.582	1:38.550		41:45.372	17	2	5:10.233	3:31.343	33.302	1:05.588		46:55.605	18	2	2:00.638	25.275	31.893	1:03.470	191.6	48:56.243																													
10	1	2:25.653	28.505	36.862	1:20.286	168.2	23:40.385	510 MATILDE LOPES DATSUN 1200 1.MATILDE LOPES PROD CUP 2.ANTONIO LOPES																																																				
11	1	8:46.701	7:02.218	35.642	1:08.841		32:27.086	1	1	3:32.571	1:17.536	44.622	1:30.413		3:32.571	2	1	3:00.370	53.014	42.614	1:24.742		6:32.941	3	1	2:34.910	32.562	42.140	1:20.208	144.6	9:07.851																													
12	1	2:06.571	25.937	33.147	1:07.487	190.9	34:33.657	4	1	2:35.909	32.429	42.272	1:21.208	144.6	11:43.760	5	1	2:34.194	31.948	41.886	1:20.360	147.5	14:17.954	6	1	2:33.038	31.873	41.243	1:19.922	148.1	16:50.992																													
13	1	2:04.096	25.673	32.709	1:05.714	189.3	36:37.753	7	1	2:31.526	31.677	41.121	1:18.728	146.9	19:22.518	8	1	2:30.192	32.002	40.413	1:17.777	140.3	21:52.710	9	1	2:29.766	30.987	40.467	1:18.312	148.1	24:22.476																													
14	1	2:24.675	30.836	42.312	1:11.527	146.3	39:02.428	10	1	2:38.751	31.681	41.149	1:25.921	148.3	27:01.227	11	2	4:58.659	2:54.622	42.939	1:21.098		31:59.886	12	2	2:33.306	32.342	41.389	1:19.575	145.1	34:33.192																													
15	1	2:54.308	25.951	43.432	1:44.925	185.1	41:56.736	13	2	2:33.223	31.629	41.936	1:19.658	148.9	37:06.415	14	2	2:50.635	36.381	42.139	1:32.115	112.4	39:57.050	15	2	7:18.180	5:19.964	41.382	1:16.834		47:15.230																													
16	1	5:23.378	3:41.744	34.884	1:06.750		47:20.114	16	2	2:26.293	30.107	40.471	1:15.715	151.7	49:41.523	517 ANTONIO SEGURADO FORD ESCORT RS2000 1.ANTONIO SEGURADO 3.JOAO VIEIRA BORGES H81-2000 2.NICO STUERKEN																																												
17	1	2:03.011	26.125	32.803	1:04.083	193.3	49:23.125	1	1	3:11.151	1:04.777	43.081	1:23.293		3:11.151	2	1	2:37.896	35.339	39.554	1:23.003	132.6	5:49.047	3	1	2:32.043	35.622	37.883	1:18.538	127.6	8:21.090																													
																		520 PAULO F. RIBEIRO DATSUN 120 1.PAULO F. RIBEIRO PROD CUP 2.HENRIQUE CORREIA																																										
																		1																		1	4:28.721	2:07.000	50.343	1:31.378		4:28.721	2	1	2:41.475	34.535	42.844	1:24.096	135.2	7:10.196										
																		3																		1	2:56.239	33.484	42.121	1:40.634	139.3	10:06.435	4	1	8:23.134	6:03.466	43.866	1:35.802		18:29.569										
																		5																		2	7:55.140	5:51.729	42.169	1:21.242		26:24.709	6	2	2:36.064	32.967	41.700	1:21.397	135.5	29:00.773										
																		7																		2	2:31.876	32.414	41.353	1:18.109	138.7	31:32.649	8	2	2:29.452	32.317	40.081	1:17.054	137.9	34:02.101										
																		9																		2	2:29.282	31.767	40.989	1:16.526	145.5	36:31.383	10	2	2:43.669	32.170	42.823	1:28.676	120.4	39:15.052										
																		11																		2	7:49.058	5:47.415	41.571	1:20.072		47:04.110	12	2	2:30.206	31.550	40.121	1:18.535	146.7	49:34.316										
																		523 NUNO BRED A FORD ESCORT RS2000 1.NUNO BRED A H81-2000 2.JOAO MOREIRA																																										
																		1																		1	2:56.420	1:01.024	38.416	1:16.980		2:56.420	2	1	2:19.090	28.761	36.725	1:13.604	168.2	5:15.510										
																		3																		1	2:20.939	29.007	40.462	1:11.470	159.4	7:36.449	4	1	2:13.162	27.248	34.619	1:11.295	171.6	9:49.611										
																		5																		1	2:13.798	28.182	35.214	1:10.402	151.5	12:03.409	6	1	2:12.478	27.940	34.815	1:09.723	176.0	14:15.887										
																		7																		1	2:12.902	27.323	34.227	1:11.352	172.1	16:28.789	8	1	2:22.962	26.901	33.692	1:22.369	186.7	18:51.751										
																		9																		1	4:12.419	2:25.027	35.262	1:12.130		23:04.170	10	1	2:11.256	28.033	33.812	1:09.411	175.4	25:15.426										
																		11																		1	2:10.877	27.495	33.365	1:10.017	192.3	27:26.303	12	1	2:08.322	26.676	33.537	1:08.109	193.6	29:34.625										
																		13																		1	2:08.114	25.972	34.236	1:07.906	198.1	31:42.739	14	1	2:04.856	25.870	32.956	1:06.030	189.9	33:47.595										
																		15																		1	2:04.545	25.925	34.060	1:04.560	190.9	35:52.140	16	1	2:18.148	25.182	32.794	1:20.172	200.3	38:10.288										
																		17																		1	2:38.728	26.084	32.430	1:40.214	182.4	40:49.016	18	2	5:51.769	4:12.871	33.224	1:05.674		46:40.785										
																		19																		2	3:04.086	29.308	37.705	1:57.073	199.6	49:44.871	518 LUIS P. LIBERAL FORD ESCORT RS2000 1.LUIS P. LIBERAL H81-2000 2.FRANCISCO FREITAS																	



GRUPO 1 + TROFÉU MINI CATERHAM RACING FESTIVAL 18, 19 e 20 NOVEMBRO 2 TREINOS CRONOMETRADOS

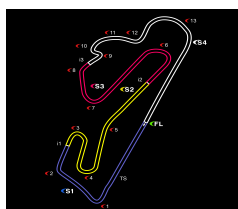
Sector Analysis

— Invalidated Lap ■ Personal Best ■ Session Best B Crossing the pit lane

Lap	D	Time	Sector 1	Sector 2	Sector 3	T.Sp'd	Elapsed	Lap	D	Time	Sector 1	Sector 2	Sector 3	T.Sp'd	Elapsed	
533	RUI RIBEIRO FORD ESCORT RS2000							12	2	2:20.592	28.655	35.816	1:16.121	153.6	37:53.689	
	1. RUI RIBEIRO H81-2000							13	2	2:44.971B	27.802	35.984	1:41.185	170.5	40:38.660	
	2. PAULO ALVES							14	2	6:47.188	5:01.497	36.185	1:09.506		47:25.848	
	1	1	2:47.618	46.863	42.044	1:18.711		2:47.618	15	2	2:11.076	27.494	35.245	1:08.337	168.7	49:36.924
	2	1	2:26.190	30.787	37.787	1:17.616	154.9	5:13.808	MIGUEL SARDO PORSCHE 924 TURBO							
	3	1	2:24.522	30.674	37.497	1:16.351	159.0	7:38.330	1. MIGUEL SARDO H81-MAX							
	4	1	2:21.077	29.227	36.476	1:15.374	161.3	9:59.407	2. PAULO FREIRE 3. JOAQUIM PENTEADO 4. BRUNO TEIXEIRA							
	5	1	2:20.307	29.935	36.174	1:14.198	155.2	12:19.714	1	1	2:57.567	46.134	46.053	1:25.380		2:57.567
	6	1	2:21.217	28.789	36.674	1:15.754	163.9	14:40.931	2	1	2:33.239	33.176	40.730	1:19.333	135.0	5:30.806
	7	1	2:23.665	29.556	35.816	1:18.293	151.1	17:04.596	3	1	2:26.354	30.827	38.757	1:16.770	147.9	7:57.160
	8	1	2:17.043	28.444	35.346	1:13.253	153.0	19:21.639	4	1	2:32.375B	30.018	38.238	1:24.119	162.5	10:29.535
	9	1	2:16.903	28.229	35.707	1:12.967	158.5	21:38.542	5	1	6:50.441	2:25.680	40.972	3:43.789	153.6	17:19.976
	10	1	2:30.600B	28.071	36.524	1:26.005	155.4	24:09.142	6	1	2:22.545	30.374	37.424	1:14.747	157.4	19:42.521
	11	2	5:18.430	3:30.977	37.042	1:10.411		29:27.572	7	1	2:20.777	29.866	37.093	1:13.818	160.3	22:03.298
	12	2	2:10.098	27.756	34.395	1:07.947	191.6	31:37.670	8	1	2:39.296B	30.427	37.323	1:31.546	155.2	24:42.594
	13	2	2:07.354	26.762	34.057	1:06.535	187.3	33:45.024	9	2	4:34.202	2:28.941	42.071	1:23.190		29:16.796
	14	2	2:05.012	25.969	33.105	1:05.938	192.9	35:50.036	10	2	2:35.852	31.937	39.672	1:24.243	152.6	31:52.648
15	2	2:33.073B	25.858	33.279	1:33.936	195.7	38:23.109	11	2	2:28.750	31.525	41.671	1:15.554	151.1	34:21.398	
16	2	8:12.966	6:33.181	34.394	1:05.391		46:36.075	12	2	2:40.904B	30.151	38.029	1:32.724	160.8	37:02.302	
17	2	2:02.360	25.524	32.746	1:04.090	191.2	48:38.435	13	2	5:49.922B	2:56.861	56.832	1:56.229		42:52.224	
TIAGO SILVA BMW323i H81-MAX							14	3	4:54.712	2:58.238	40.799	1:15.675		47:46.936		
1. TIAGO SILVA 3. ANTONIO SANTOS 4. FRANCISCO PINTO							15	3	2:16.137	28.749	36.947	1:10.441	175.1	50:03.073		
1	1	3:45.354	1:36.698	43.938	1:24.718		3:45.354	JORGE RODRIGUES DATSUN 1200 DELUXE PROD CUP								
2	1	3:05.163	35.811	41.219	1:48.133	129.6	6:50.517	1. JORGE RODRIGUES								
3	1	2:35.071	32.957	41.501	1:20.613	131.5	9:25.588	2. JORGE LOBO								
4	1	2:32.409	32.802	40.286	1:19.321	133.5	11:57.997	1	2	3:21.177	1:12.648	43.164	1:25.365		3:21.177	
5	1	2:49.251B	32.860	40.498	1:35.893	139.1	14:47.248	2	2	2:36.450	33.372	41.498	1:21.580	130.1	5:57.627	
6	1	3:47.878	1:55.790	37.216	1:14.872		18:35.126	3	2	2:34.710	32.080	41.108	1:21.522	147.1	8:32.337	
7	1	2:19.920	29.717	36.150	1:14.053	159.9	20:55.046	4	2	5:04.203	32.641	40.866	3:50.696	144.0	13:36.540	
8	1	2:15.751	28.262	35.289	1:12.200	171.6	23:10.797	5	2	2:30.195	31.096	40.345	1:18.754	147.1	16:06.735	
9	1	2:28.273	27.891	48.463	1:11.919	169.7	25:39.070	6	2	2:31.534	30.923	40.303	1:20.308	148.1	18:38.269	
10	1	2:27.022B	28.156	35.605	1:23.261	163.9	28:06.092	7	2	2:29.258	30.790	40.015	1:18.453	146.3	21:07.527	
11	3	4:30.243	2:46.107	34.760	1:09.376		32:36.335	8	2	2:37.953B	31.382	39.848	1:26.723	145.1	23:45.480	
12	3	2:12.253	26.848	36.896	1:08.509	179.1	34:48.588	9	2	5:17.460	2:57.725	46.280	1:33.455		29:02.940	
13	3	2:15.721	27.020	34.844	1:13.857	185.1	37:04.309	10	2	2:49.446	35.230	45.531	1:28.685	128.7	31:52.386	
14	3	2:20.328	35.895	35.813	1:08.620	112.8	39:24.637	11	2	2:46.609	34.975	44.044	1:27.590	131.8	34:38.995	
15	3	2:51.050B	29.038	45.820	1:36.192	189.9	42:15.687	12	2	2:47.561	33.719	42.610	1:31.232	137.4	37:26.556	
16	4	5:32.019	3:44.021	36.932	1:11.066		47:47.706	13	2	3:08.021B	38.392	43.033	1:46.596	108.5	40:34.577	
17	4	2:09.791	26.727	35.038	1:08.026	183.9	49:57.497	14	2	6:50.729	4:42.213	43.341	1:25.175		47:25.306	
RUI MOURA VW GOLF GTI H-INV							15	2	2:38.014	35.035	41.730	1:21.249	142.3	50:03.320		
1. RUI MOURA							JOAO M. GOMES FORD ESCORT RS2000 H81-2000									
2. ANTONIO DUARTE							1. JOAO M. GOMES									
							2. NUNO AFOITO									
1	1	3:46.495	1:39.167	42.119	1:25.209		3:46.495	1	1	3:15.571	1:11.239	42.584	1:21.748		3:15.571	
2	1	2:33.404	33.731	39.929	1:19.744	141.0	6:19.899	2	1	2:24.577	30.715	37.245	1:16.617	139.8	5:40.148	
3	1	2:30.146	32.468	39.581	1:18.097	153.6	8:50.045	3	1	2:32.472B	30.308	37.219	1:24.945	151.5	8:12.620	
4	1	2:27.544	31.673	38.286	1:17.585	159.0	11:17.589	4	1	4:27.633	2:34.775	37.130	1:15.728		12:40.253	
5	1	2:25.433	31.456	38.025	1:15.952	147.5	13:43.022	5	1	2:26.919B	29.193	35.822	1:21.904	159.0	15:07.172	
6	1	2:25.997	32.013	37.694	1:16.290	148.7	16:09.019	6	1	8:04.218	6:18.169	35.160	1:10.889		23:11.390	
7	1	2:23.602	30.761	37.726	1:15.115	158.0	18:32.621	7	1	2:17.614	29.547	37.713	1:10.354	163.7	25:29.004	
8	1	2:24.008	31.512	37.864	1:14.632	144.4	20:56.629	8	1	2:27.738B	27.642	35.526	1:24.570	170.8	27:56.742	
9	1	2:33.391B	30.341	36.399	1:26.651	159.2	23:30.020	9	2	8:21.359	6:36.515	35.208	1:09.636		36:18.101	
10	2	9:45.404	7:49.313	38.993	1:17.098		33:15.424	10	2	2:40.105B	28.409	45.419	1:26.277	186.4	38:58.206	
11	2	2:17.673	29.679	36.518	1:11.476	164.2	35:33.097	11	2	7:59.677	6:19.091	33.740	1:06.846		46:57.883	



ESTORIL
CATERHAM
RACING
FESTIVAL



GRUPO 1 + TROFÉU MINI

CATERHAM RACING FESTIVAL 18, 19 e 20 NOVEMBRO 2

TREINOS CRONOMETRADOS

Sector Analysis

— Invalidated Lap ■ Personal Best ■ Session Best ■ Crossing the pit lane

Lap	D	Time	Sector 1	Sector 2	Sector 3	T.Spd	Elapsed	Lap	D	Time	Sector 1	Sector 2	Sector 3	T.Spd	Elapsed
-----	---	------	----------	----------	----------	-------	---------	-----	---	------	----------	----------	----------	-------	---------

557 JACQUES TILLOS							
1.JACQUES TILLOS							
2.LARIAU FREDERIC							
PEUGEOT 104ZS 1052							
1	1	3:21.856	1:10.842	46.138	1:24.876		3:21.856
2	1	2:38.534	33.541	41.578	1:23.415	138.0	6:00.390
3	1	2:32.140	31.487	40.107	1:20.546	152.6	8:32.530
4	1	2:31.255	31.821	40.287	1:19.147	147.3	11:03.785
5	1	2:34.757	32.550	42.695	1:19.512	153.6	13:38.542
6	1	2:43.824	32.237	40.293	1:31.294	150.9	16:22.366
7	1	5:42.754	3:41.379	41.150	1:20.225		22:05.120
8	1	2:28.919	31.689	38.475	1:18.755	153.4	24:34.039
9	1	2:28.365	32.073	39.906	1:16.386	150.7	27:02.404
10	1	2:23.306	30.543	37.580	1:15.183	155.8	29:25.710
11	1	2:26.323	31.041	38.794	1:16.488	162.5	31:52.033
12	1	2:24.473	31.184	37.871	1:15.418	159.7	34:16.506
13	1	2:27.536	30.148	39.093	1:18.295	161.8	36:44.042
14	1	2:26.295	31.657	37.450	1:17.188	136.3	39:10.337
15	1	2:56.338	30.213	43.341	1:42.784	161.1	42:06.675
16	2	5:36.717	3:41.476	40.930	1:14.311		47:43.392
17	2	2:19.479	29.236	37.287	1:12.956	163.9	50:02.871

564 CARLOS MACIEL							
1.CARLOS MACIEL							
2.CARLOS ANICETO							
MORRIS COOPER 1052							
1	1	4:33.778	2:19.079	46.027	1:28.672		4:33.778
2	1	2:51.589	35.639	42.676	1:33.274	113.5	7:25.367
3	1	2:38.698	35.406	41.665	1:21.627	126.9	10:04.065
4	1	2:34.877	32.513	41.311	1:21.053	143.3	12:38.942
5	1	2:56.062	32.986	39.833	1:43.243	128.8	15:35.004
6	2	11:03.395	9:00.809				26:38.399
7	2	2:31.256	32.404			144.2	29:09.655
8	2	2:27.261	31.027	39.614	1:16.620		31:36.916
9	2	2:26.583	30.972	39.813	1:15.798	144.2	34:03.499
10	2	2:40.825	31.661				36:44.324

565 LUIS SANTA BARBARA							
1.MANUEL MATOS							
2.LUIS SANTA BARBARA							
DATSUN 1200 PROD CUP							
1	1	3:40.692	1:16.990	46.917	1:36.785		3:40.692
2	1	3:06.614	1:00.402	42.576	1:23.636		6:47.306
3	1	2:36.289	33.342	42.769	1:20.178	140.3	9:23.595
4	1	2:31.585	31.326	40.534	1:19.725	150.3	11:55.180
5	1	2:29.854	31.184	40.235	1:18.435	148.5	14:25.034
6	1	2:27.914	30.723	39.754	1:17.437	150.5	16:52.948
7	1	2:28.986	30.340	40.698	1:17.948	152.8	19:21.934
8	1	2:40.771	31.156	39.501	1:30.114	137.9	22:02.705
9	2	4:31.268	2:33.371	39.381	1:18.516		26:33.973
10	2	2:27.408	30.481	39.096	1:17.831	148.7	29:01.381
11	2	2:25.920	30.686	39.113	1:16.121	147.7	31:27.301
12	2	2:25.656	30.468	39.194	1:15.994	147.9	33:52.957
13	2	2:24.908	30.406	38.767	1:15.735	147.1	36:17.865
14	2	2:38.230	33.686	44.458	1:20.086	148.7	38:56.095
15	2	2:57.864	29.788	44.627	1:43.449	150.9	41:53.959
16	2	6:30.165	4:36.567	39.412	1:14.186		48:24.124

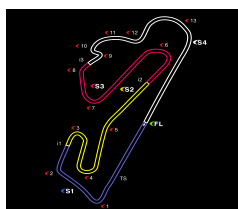
566 JOAO POSSER							
1.JOAO POSSER							
DATSUN 1200 PROD CUP							
1	1	4:12.035	2:05.993	45.253	1:20.789		4:12.035
2	1	2:35.037	32.614	41.278	1:21.145	145.3	6:47.072
3	1	2:30.294	32.249	40.876	1:17.169	143.3	9:17.366
4	1	2:29.447	31.232	40.408	1:17.807	147.9	11:46.813
5	1	2:27.660	31.589	39.635	1:16.436	146.9	14:14.473
6	1	2:27.867	30.812	40.132	1:16.923	149.9	16:42.340
7	1	2:26.639	30.729	39.658	1:16.252	148.7	19:08.979
8	1	2:25.715	30.662	39.830	1:15.223	147.5	21:34.694
9	1	2:39.365	30.272	40.900	1:28.193	153.4	24:14.059
10	1	15:53.959	...	41.207	1:29.575		40:08.018
11	1	6:52.562	4:58.034	39.474	1:15.054		47:00.580
12	1	2:22.957	30.034	39.168	1:13.755	150.5	49:23.537

567 ALBERTO XAVIER							
1.ALBERTO XAVIER							
2.CESAR MACHADO							
DATSUN 1200 PROD CUP							
1	2	4:43.989	2:41.686	41.989	1:20.314		4:43.989
2	2	2:30.132	31.930	40.517	1:17.685	150.9	7:14.121
3	2	2:30.108	30.989	40.388	1:18.731	154.9	9:44.229
4	2	2:26.962	30.394	39.733	1:16.835	157.4	12:11.191
5	2	2:25.833	30.829	39.635	1:15.369	155.6	14:37.024
6	2	2:35.172	30.130	40.028	1:25.014	153.9	17:12.196
7	2	9:28.602	7:31.404	40.030	1:17.168		26:40.798
8	2	2:26.617	30.596	39.234	1:16.787	155.4	29:07.415
9	2	2:24.920	30.459	39.218	1:15.243	153.6	31:32.335
10	2	2:23.600	30.036	38.898	1:14.666	152.8	33:55.935
11	2	2:33.832	29.482	38.995	1:25.355	154.1	36:29.767
12	2	5:19.823	2:52.433	46.295	1:41.095		41:49.590
13	2	5:42.603	3:46.589	38.576	1:17.438		47:32.193
14	2	2:19.067	29.161	38.142	1:11.764	158.0	49:51.260

569 FRANCISCO MARRAO							
1.FRANCISCO MARRAO							
2.MANUEL M. TEIXEIRA							
DATSUN 1200 PROD CUP							
1	1	4:06.976	1:48.635	47.697	1:30.644		4:06.976
2	1	2:40.873	34.500	43.127	1:23.246	142.1	6:47.849
3	1	2:34.338	33.209	41.337	1:19.792	141.0	9:22.187
4	1	2:32.014	31.896	40.792	1:19.326	150.3	11:54.201
5	1	2:29.797	31.443	40.248	1:18.106	147.9	14:23.998
6	1	2:28.992	31.149	39.788	1:18.055	148.1	16:52.990
7	1	2:29.639	30.858	40.137	1:18.644	148.7	19:22.629
8	1	2:27.591	30.939	39.272	1:17.380	147.1	21:50.220
9	1	2:57.205	31.819	41.577	1:43.809	146.5	24:47.425
10	2	5:53.379	3:56.360	40.783	1:16.236		30:40.804
11	2	2:26.119	31.855	39.154	1:15.110	149.5	33:06.923
12	2	2:24.342	30.008	39.521	1:14.813	150.1	35:31.265
13	2	2:34.829	30.320	39.768	1:24.741	150.5	38:06.094
14	2	3:08.213	31.505	39.560	1:57.148	149.1	41:14.307
15	2	6:11.762	4:09.586	40.140	1:22.036		47:26.069
16	2	2:27.960	32.894	39.606	1:15.460	149.7	49:54.029



**ESTORIL
CATERHAM
RACING
FESTIVAL**



GRUPO 1 + TROFÉU MINI CATERHAM RACING FESTIVAL 18, 19 e 20 NOVEMBRO 2 TREINOS CRONOMETRADOS

Sector Analysis

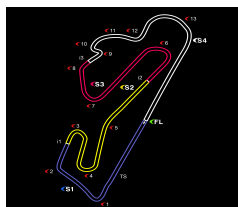
— Invalidated Lap ■ Personal Best ■ Session Best ■ Crossing the pit lane

Lap	D	Time	Sector 1	Sector 2	Sector 3	T.Spd	Elapsed	Lap	D	Time	Sector 1	Sector 2	Sector 3	T.Spd	Elapsed		
573		ANDRE C. PINHEIRO JAGUAR XJS V12								581		NUNO PARDALEJO VW SCIROCCO					
		1.ANDRE C. PINHEIRO H81-MAX										1.NUNO PARDALEJO H81-1600					
		2.ERNESTO S. VIEIRA										2.MARCOS RUAO					
1	1	3:28.417	1:28.445	40.568	1:19.404		3:28.417	1	2	13:40.276	1:51.726	43.737	...	154.7	13:40.276		
2	1	2:22.061	31.875	37.532	1:12.654	136.8	5:50.478	2	2	2:17.311	29.421	36.329	1:11.561	162.0	15:57.587		
3	1	2:18.733	32.445	35.698	1:10.590	128.4	8:09.211	3	2	2:15.127	28.452	35.462	1:11.213	174.0	18:12.714		
4	1	2:12.723	27.449	35.089	1:10.185	175.1	10:21.934	4	2	2:17.418	27.796	36.550	1:13.072	181.2	20:30.132		
5	1	2:14.134	27.278	34.790	1:12.066	163.0	12:36.068	5	2	2:14.376	28.687	35.451	1:10.238	167.2	22:44.508		
6	1	2:11.237	27.030	34.770	1:09.437	180.6	14:47.305	6	2	2:13.749	27.867	35.513	1:10.369	179.7	24:58.257		
7	1	4:57.023 B	26.665	34.636	3:55.722	181.2	19:44.328	7	2	3:10.299 B	27.592	35.481	2:07.226	179.4	28:08.556		
8	2	5:37.289	3:48.576	36.570	1:12.143		25:21.617	8	2	5:15.465	3:20.697	38.549	1:16.219		33:24.021		
9	2	2:14.780	28.306	35.581	1:10.893	176.0	27:36.397	9	2	4:42.493	28.754	36.145	3:37.594	171.6	38:06.514		
10	2	2:11.438	27.446	35.248	1:08.744	169.0	29:47.835	10	2	2:47.458 B	29.218	37.127	1:41.113	161.8	40:53.972		
11	2	4:20.050	26.586	34.531	3:18.933	186.7	34:07.885	11	2	7:12.119	5:23.614	35.913	1:12.592		48:06.091		
12	2	2:12.465	27.334	35.872	1:09.259	172.1	36:20.350	12	2	2:14.895	28.260	34.721	1:11.914	164.7	50:20.986		
13	2	2:30.761	29.058	45.447	1:16.256	172.4	38:51.111										
14	2	2:47.118 B	28.399	35.598	1:43.121	166.4	41:38.229										
15	2	5:44.374	4:03.752	33.647	1:06.975		47:22.603										
577		VITOR SAMPAIO DATSUN 1200								586		LUIS S. COSTA DATSUN 1200					
		1.VITOR SAMPAIO PROD CUP										1.LUIS S. COSTA H71-1300					
		2.VASCO SAMPAIO										2.ARMINDO CORREIA					
1	1	4:11.321	1:55.967	47.581	1:27.773		4:11.321	1	1	3:07.055	55.101	45.516	1:26.438		3:07.055		
2	1	2:41.950	35.171	43.575	1:23.204	139.1	6:53.271	2	1	2:33.617	33.047	40.904	1:19.666	135.2	5:40.672		
3	1	2:38.187	33.828	42.526	1:21.833	141.6	9:31.458	3	1	2:28.705	32.200	38.792	1:17.713	142.1	8:09.377		
4	1	2:37.786	33.305	42.048	1:22.433	142.1	12:09.244	4	1	2:34.622 B	30.917	37.808	1:25.897	152.4	10:43.999		
5	1	2:47.706 B	33.397	42.178	1:32.131	142.1	14:56.950	5	1	4:10.865	2:12.110	41.913	1:16.842		14:54.864		
6	1	7:03.493	4:54.366	46.268	1:22.859		22:00.443	6	1	2:25.211	32.073	37.240	1:15.898	154.7	17:20.075		
7	1	2:32.657	32.255	41.148	1:19.254	144.0	24:33.100	7	1	2:22.512	31.083	37.180	1:14.249	161.5	19:42.587		
8	1	2:34.041	34.255	40.838	1:18.948	142.0	27:07.141	8	1	2:21.452	30.557	36.974	1:13.921	168.7	22:04.039		
9	1	2:32.000	32.088	40.962	1:18.950	143.1	29:39.141	9	1	2:24.710	30.462	38.685	1:15.563	156.7	24:28.749		
10	1	2:29.170	31.263	40.039	1:17.868	145.5	32:08.311	10	1	2:19.658	29.302	37.084	1:13.272	170.0	26:48.407		
11	1	2:29.728	31.316	40.246	1:18.166	143.4	34:38.039	11	1	2:40.986 B	29.684	39.559	1:31.743	163.0	29:29.393		
12	1	2:46.992 B	31.916	40.846	1:34.230	135.7	37:25.031	12	2	3:47.021	1:57.120	37.369	1:12.532		33:16.414		
580		PEDRO REIS DATSUN 1200								587		MANUEL C. MENEZES VW GOLF MK1 GTI					
		1.PEDRO REIS PROD CUP										1.MANUEL C. MENEZES H81-1600					
		2.PAULO COSTA										2.MANUEL M. BREYNER					
1	1	5:16.169	2:58.070	47.722	1:30.377		5:16.169	1	1	2:54.195	53.717	40.680	1:19.798		2:54.195		
2	1	2:45.626	36.817	43.309	1:25.500	124.9	8:01.795	2	1	3:34.030 B	29.638	37.912	2:26.480	155.8	6:28.225		
3	1	2:39.373	34.815	42.024	1:22.534	140.0	10:41.168	3	2	22:17.953	...	36.857	1:10.831		28:46.178		
4	1	2:38.445	35.189	42.212	1:21.044	134.3	13:19.613	4	2	2:12.142	27.387	35.771	1:08.984	171.3	30:58.320		
5	1	2:35.668	33.118	41.314	1:21.236	149.1	15:55.281	5	2	2:12.293	28.161	34.746	1:09.386	174.0	33:10.613		
6	1	2:37.787	34.337	41.808	1:21.642	143.6	18:33.068	6	2	2:11.358	27.491	36.090	1:08.077	177.4	35:21.971		
7	1	2:42.693 B	33.243	40.831	1:28.619	145.5	21:15.761	7	2	2:34.332 B	28.062	35.091	1:31.179	179.4	37:56.303		
8	2	5:54.222	3:49.988	43.493	1:20.741		27:09.983	8	2	8:57.860	6:59.849	43.110	1:14.901		46:54.163		
9	2	2:28.716	31.530	39.428	1:17.758	148.9	29:38.699	9	2	2:15.005	28.701	37.446	1:08.858	162.0	49:09.168		
10	2	2:24.735	30.532	39.181	1:15.022	150.5	32:03.434										
11	2	2:25.119	30.413	39.617	1:15.089	150.5	34:28.553										
12	2	2:23.771	30.146	39.707	1:13.918	149.7	36:52.324										
13	2	2:39.179 B	30.623	39.196	1:29.360	149.9	39:31.503										
14	2	8:20.148	6:19.710	41.020	1:19.418		47:51.651										
15	2	2:23.763	31.306	39.234	1:13.223	153.6	50:15.414										
588		RAFAEL C. PINTO VW GOLF GTI								588		RAFAEL C. PINTO VW GOLF GTI					
		1.RAFAEL C. PINTO H81-1600										1.RAFAEL C. PINTO H81-1600					
		2.ANTONIO LIBERAL										2.ANTONIO LIBERAL					
1	1	2:54.115	45.779	43.264	1:25.072		2:54.115	1	1	2:54.115	45.779	43.264	1:25.072		2:54.115		
2	1	2:48.430 B	34.120	41.964	1:32.346	127.9	5:42.545	2	1	2:48.430 B	34.120	41.964	1:32.346	127.9	5:42.545		
3	1	3:35.343	1:43.543	38.179	1:13.621		9:17.888	3	1	3:35.343	1:43.543	38.179	1:13.621		9:17.888		



ESTORIL
CATERHAM
RACING
FESTIVAL

18/20 Nov. 2022

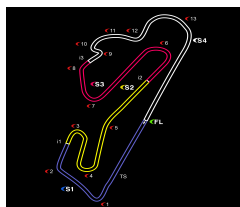


GRUPO 1 + TROFÉU MINI CATERHAM RACING FESTIVAL 18, 19 e 20 NOVEMBRO 2 TREINOS CRONOMETRADOS

Sector Analysis

Invalidated Lap Personal Best Session Best Crossing the pit lane

Lap	D	Time	Sector 1	Sector 2	Sector 3	T.Spd	Elapsed	Lap	D	Time	Sector 1	Sector 2	Sector 3	T.Spd	Elapsed								
4	1	2:18.901	28.882	36.980	1:13.039	161.1	11:36.789	592 TRISPORTE RACE DATSUN 1200 DELUXE 1.BENOIT LOME H-INV 2.DENIS CASSOU															
5	1	2:18.426	28.897	37.254	1:12.275	162.5	13:55.215																
6	1	2:19.797	29.313	37.687	1:12.797	158.5	16:15.012																
7	1	2:32.198	29.217	37.441	1:25.540	158.5	18:47.210																
8	1	4:57.548	3:06.028	37.974	1:13.546		23:44.758																
9	1	2:14.784	28.604	36.007	1:10.173	170.5	25:59.542																
10	1	2:13.282	27.914	35.603	1:09.765	172.9	28:12.824																
11	1	2:16.262	27.936	37.079	1:11.247	171.3	30:29.086																
12	1	2:11.140	27.512	35.350	1:08.278	174.3	32:40.226																
13	1	2:11.032	27.875	34.943	1:08.214	173.5	34:51.258																
14	1	2:13.675	27.128	34.728	1:11.819	172.7	37:04.933																
15	1	2:26.849	37.218	36.335	1:13.296	109.7	39:31.782																
16	1	3:22.168	33.128	52.427	1:56.613	165.4	42:53.950																
17	2	4:43.734	2:57.675	37.058	1:09.001		47:37.684																
18	2	2:08.176	27.086	34.296	1:06.794	175.7	49:45.860																
589 RICARDO MARCELINO DATSUN 1200 1.RICARDO MARCELINO PROD CUP 2.PAULO QUINTAS																595 ANTONIO FRESCO FORD CAPRI MKIII 1.ANTONIO FRESCO H81-MAX 2.JOSE FRESCO							
1	1	12:04.990	2:33.232	45.259	8:46.499		12:04.990																
2	1	2:32.048	32.535	40.616	1:18.897	146.9	14:37.038																
3	1	2:47.191	34.020	40.422	1:32.749	142.3	17:24.229																
4	1	3:45.873	1:37.855	47.694	1:20.324		21:10.102																
5	1	2:30.235	31.534	40.958	1:17.743	144.6	23:40.337																
6	1	2:30.157	31.860	41.001	1:17.296	144.9	26:10.494																
7	1	2:38.665	31.594	40.274	1:26.797	146.1	28:49.159																
8	2	4:43.884	2:37.514	43.642	1:22.728		33:33.043																
9	2	2:35.655	33.590	41.534	1:20.531	134.0	36:08.698																
10	2	2:47.503	32.751	47.621	1:27.131	136.0	38:56.201																
11	2	3:09.069	31.909	47.867	1:49.293	138.6	42:05.270																
12	2	5:45.795	3:42.105	42.068	1:21.622		47:51.065																
13	2	2:30.322	33.172	41.323	1:15.827	147.1	50:21.387																
590 PEDRO GORDO DATSUN 1200 1.PEDRO GORDO PROD CUP 2.RUBEN FERREIRA								597 ANTONIO MAIA FORD ESCORT RS2000 1.ANTONIO MAIA H81-2000 2.JOSE SERRAS															
1	1	3:52.529	1:41.882	43.473	1:27.174		3:52.529																
2	1	2:41.185	33.547	42.007	1:25.631	145.3	6:33.714																
3	1	2:32.747	32.118	41.541	1:19.088	140.7	9:06.461																
4	1	2:30.561	32.396	40.263	1:17.902	148.5	11:37.022																
5	1	2:27.767	30.836	39.981	1:16.950	148.9	14:04.789																
6	1	2:29.552	30.495	39.857	1:19.200	149.7	16:34.341																
7	1	2:39.924	30.849	39.711	1:29.364	148.3	19:14.265																
8	1	4:00.816	2:04.434	39.550	1:16.832		23:15.081																
9	1	5:04.299	29.907	38.841	3:55.551	148.9	28:19.380																
10	2	3:33.466	1:37.158	41.077	1:15.231		31:52.846																
11	2	4:50.320	31.185	38.633	3:40.502	154.3	36:43.166																
12	2	7:38.941	30.016	38.842	6:30.083	149.1	44:22.107																
13	2	3:34.157	1:41.630	38.917	1:13.610		47:56.264																
591 PAULO ANTUNES SEAT PANDA ABARTH 1.PAULO ANTUNES 1052 2.STEPHANE CODET 3.FRANCK JULIEN								20/11/2022 Page 7 / 8															
1	3	3:52.628	1:40.005	44.282	1:28.341		3:52.628																
2	3	2:51.347	35.594	46.368	1:29.385	125.6	6:43.975																
3	3	3:19.539	36.440	52.820	1:50.279	116.8	10:03.514																



GRUPO 1 + TROFÉU MINI CATERHAM RACING FESTIVAL 18, 19 e 20 NOVEMBRO 2 TREINOS CRONOMETRADOS

Sector Analysis

— Invalidated Lap ■ Personal Best ■ Session Best B Crossing the pit lane

Lap	D	Time	Sector 1	Sector 2	Sector 3	T.Sp	Elapsed	Lap	D	Time	Sector 1	Sector 2	Sector 3	T.Sp	Elapsed
14	2	2:07.868	27.195	33.831	1:06.842	187.0	33:07.765								
15	2	2:05.506	25.906	33.277	1:06.323	198.8	35:13.271								
16	2	2:40.139 B	28.455	39.254	1:32.430	179.1	37:53.410								
17	2	5:01.820 B	2:14.315	50.534	1:56.971		42:55.230								
18	2	4:36.053	2:56.503	34.257	1:05.293		47:31.283								
19	2	2:09.958	27.496	33.674	1:08.788	193.3	49:41.241								