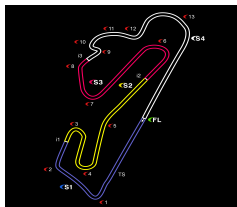


HISTORIC ENDURANCE 250 Km CATERHAM RACING FESTIVAL 18, 19 e 20 NOVEMBRO 2 CORRIDA

Handicaps Analysis

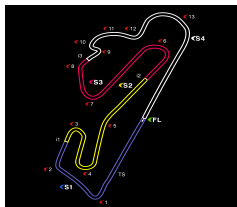
No	In Time		Out Time		Pit Time	Handicap	Gap	Window	
	Hour	Elapsed	Hour	Elapsed					
7	MADRID CLASICOS / ELVA MK7								GTP & SC
1	15:44:55.015	9:04.993	15:45:43.051	9:53.029	48.036 (48.036)				
14	JOÃO MIRA GOMES / LOTUS SEVEN								GTP & SC
1	15:44:59.667	9:09.645	15:45:50.053	10:00.031	50.386 (50.386)				
2	16:05:35.955	29:45.933	16:07:14.355	31:24.333	1:38.400 (98.400)	95	3.400	Pit Window 1	
3	16:14:45.322	38:55.300	16:16:21.625	40:31.603	1:36.303 (96.303)				
4	16:25:14.324	49:24.302	16:31:43.353	55:53.331	6:29.029 (389.029)				
5	16:38:24.105	1:02:34.083	16:43:11.552	1:07:21.530	4:47.447 (287.447)	95	192.447	Pit Window 2	
6	16:58:41.519	1:22:51.497	17:00:42.697	1:24:52.675	2:01.178 (121.178)				
23	VINCENTE TOURMEUR / PORSCHE 911 SWB								GDS
1	15:45:05.476	9:15.454	15:45:56.033	10:06.011	50.557 (50.557)				
2	16:05:12.547	29:22.525	16:07:01.383	31:11.361	1:48.836 (108.836)	95	13.836	Pit Window 1	
3	16:29:57.283	54:07.261	16:34:13.985	58:23.963	4:16.702 (256.702)	95	161.702	Pit Window 2	
4	17:03:31.513	1:27:41.491	17:05:11.378	1:29:21.356	1:39.865 (99.865)	95	4.865	Pit Window 3	
25	MARTIN AUBERT / LOTUS ELITE								GDS
1	15:45:19.468	9:29.446	15:46:13.739	10:23.717	54.271 (54.271)				
2	16:05:40.143	29:50.121	16:07:30.689	31:40.667	1:50.546 (110.546)	95	15.546	Pit Window 1	
3	16:32:35.762	56:45.740	16:34:23.307	58:33.285	1:47.545 (107.545)	95	12.545	Pit Window 2	
4	17:01:41.494	1:25:51.472	17:06:23.740	1:30:33.718	4:42.246 (282.246)	95	187.246	Pit Window 3	
26	ROBIN ELLIS / LOTUS ELITE								GDS
1	15:40:17.781	4:27.759	15:41:46.215	5:56.193	1:28.434 (88.434)				
2	15:45:27.486	9:37.464	15:46:17.848	10:27.826	50.362 (50.362)				
3	16:08:44.700	32:54.678	16:10:22.235	34:32.213	1:37.535 (97.535)	95	2.535	Pit Window 1	
4	16:35:44.103	59:54.081	16:40:22.541	1:04:32.519	4:38.438 (278.438)	95	183.438	Pit Window 2	
5	17:07:52.646	1:32:02.624	17:10:23.307	1:34:33.285	2:30.661 (150.661)	95	55.661	Pit Window 3	
27	CARLOS BARBOT / LOTUS ELAM 26R								H-1965
1	15:44:15.974	8:25.952	15:45:04.571	9:14.549	48.597 (48.597)				
2	16:08:34.312	32:44.290	16:10:10.722	34:20.700	1:36.410 (96.410)	95	1.410	Pit Window 1	
3	16:26:39.499	50:49.477	16:31:24.900	55:34.878	4:45.401 (285.401)	95	190.401	Pit Window 2	
4	17:07:55.052	1:32:05.030	17:10:23.966	1:34:33.944	2:28.914 (148.914)	95	53.914	Pit Window 3	
28	PER-AKE-FORSWALL / LOTUS ELAN								H-1965
1	15:44:44.664	8:54.642	15:45:33.915	9:43.893	49.251 (49.251)				
2	16:07:52.845	32:02.823	16:10:00.370	34:10.348	2:07.525 (127.525)	100	27.525	Pit Window 1	
3	16:35:24.864	59:34.842	16:40:09.499	1:04:19.477	4:44.635 (284.635)	100	184.635	Pit Window 2	
4	17:04:58.703	1:29:08.681	17:06:49.521	1:30:59.499	1:50.818 (110.818)	100	10.818	Pit Window 3	
41	MANUEL FERRÃO / LOTUS ELAN RACING								H-INV*
1	15:44:51.103	9:01.081	15:45:38.823	9:48.801	47.720 (47.720)				
2	16:05:50.114	30:00.092	16:07:51.512	32:01.490	2:01.398 (121.398)	95	26.398	Pit Window 1	
3	16:23:16.030	47:26.008	16:24:57.599	49:07.577	1:41.569 (101.569)				
4	16:31:27.023	55:37.001	16:36:40.870	1:00:50.848	5:13.847 (313.847)	95	218.847	Pit Window 2	
47	ANNETTE ROLNER / PORSCHE 911 3.0 RS								H-1976
1	15:44:17.870	8:27.848	15:45:06.453	9:16.431	48.583 (48.583)				
2	16:06:12.729	30:22.707	16:11:01.050	35:11.028	4:48.321 (288.321)	95	193.321	Pit Window 1	
3	16:27:11.475	51:21.453	16:28:56.970	53:06.948	1:45.495 (105.495)	95	10.495	Pit Window 2	
4	17:07:08.548	1:31:18.526	17:08:53.068	1:33:03.046	1:44.520 (104.520)	95	9.520	Pit Window 3	
48	MIGUEL FERREIRA / FORD ESCORT RS 1600								H-1971
1	15:44:24.084	8:34.062	15:45:13.962	9:23.940	49.878 (49.878)				
55	PAUL DANIELS / PORSCHE 911 2.8 RSR								H-1976
1	15:44:08.007	8:17.985	15:45:00.471	9:10.449	52.464 (52.464)				
2	16:07:45.638	31:55.616	16:12:37.582	36:47.560	4:51.944 (291.944)	95	196.944	Pit Window 1	
3	16:33:08.854	57:18.832	16:35:00.582	59:10.560	1:51.728 (111.728)	95	16.728	Pit Window 2	
4	17:08:52.108	1:33:02.086	17:10:38.125	1:34:48.103	1:46.017 (106.017)	95	11.017	Pit Window 3	
60	PEDRO BASTOS REZENDE / PORSCHE 911 3.0 RS								H-1976
1	15:44:11.845	8:21.823	15:45:01.809	9:11.787	49.964 (49.964)				



HISTORIC ENDURANCE 250 Km CATERHAM RACING FESTIVAL 18, 19 e 20 NOVEMBRO 2 CORRIDA

Handicaps Analysis

No	In Time		Out Time		Pit Time	Handicap	Gap	Window	
	Hour	Elapsed	Hour	Elapsed					
61	LARS ROLNER / PORSCHE 911 3.0 RS								H-1976
1	15:44:05.706	8:15.684	15:44:58.246	9:08.224	52.540 (52.540)				
2	16:07:29.257	31:39.235	16:09:10.804	33:20.782	1:41.547 (101.547)	95	6.547	Pit Window 1	
3	16:34:26.373	58:36.351	16:39:10.258	1:03:20.236	4:43.885 (283.885)	95	188.885	Pit Window 2	
4	17:05:19.421	1:29:29.399	17:07:01.591	1:31:11.569	1:42.170 (102.170)	95	7.170	Pit Window 3	
80	MIGUEL VAZ / PORSCHE 911 3.0 RS								H-1976
1	15:44:25.842	8:35.820	15:45:15.045	9:25.023	49.203 (49.203)				
2	16:08:51.547	33:01.525	16:10:41.598	34:51.576	1:50.051 (110.051)	95	15.051	Pit Window 1	
3	16:29:31.752	53:41.730	16:34:21.708	58:31.686	4:49.956 (289.956)	95	194.956	Pit Window 2	
4	17:10:08.941	1:34:18.919	17:12:06.151	1:36:16.129	1:57.210 (117.210)	95	22.210	Pit Window 3	
83	BRUNO DUARTE / PORSCHE 911 3.0 RS								H-1976
1	15:44:31.050	8:41.028	15:45:19.340	9:29.318	48.290 (48.290)				
2	16:07:00.861	31:10.839	16:09:00.001	33:09.979	1:59.140 (119.140)	95	24.140	Pit Window 1	
3	16:31:55.691	56:05.669	17:19:58.299	1:44:08.277	48:02.608 (2882.608)	95	2787.608	Pit Window 2	
99	MÁRIO MEIRELES / PORSCHE 911 3.0 RS								H-1976
1	15:44:22.447	8:32.425	15:45:11.144	9:21.122	48.697 (48.697)				
2	16:06:47.530	30:57.508	16:08:32.597	32:42.575	1:45.067 (105.067)	95	10.067	Pit Window 1	
3	16:28:53.979	53:03.957	16:30:31.631	54:41.609	1:37.652 (97.652)	95	2.652	Pit Window 2	
4	17:09:35.289	1:33:45.267	17:14:29.172	1:38:39.150	4:53.883 (293.883)	95	198.883	Pit Window 3	
103	LUIS S. RIBEIRO / FORD CORTINA LOTUS								GDS
1	15:44:48.330	8:58.308	15:45:37.554	9:47.532	49.224 (49.224)				
2	16:06:10.341	30:20.319	16:07:50.137	32:00.115	1:39.796 (99.796)	95	4.796	Pit Window 1	
3	16:29:46.280	53:56.258	16:31:21.111	55:31.089	1:34.831 (94.831)	95	-0.169	Pit Window 2	
4	17:04:18.016	1:28:27.994	17:08:57.045	1:33:07.023	4:39.029 (279.029)	95	184.029	Pit Window 3	
121	PAUL RAYMENT / MG B ROADSTER								GDS
1	15:44:53.237	9:03.215	15:45:41.295	9:51.273	48.058 (48.058)				
2	16:08:26.529	32:36.507	16:10:17.851	34:27.829	1:51.322 (111.322)	95	16.322	Pit Window 1	
3	16:36:00.737	1:00:10.715	16:40:51.034	1:05:01.012	4:50.297 (290.297)	95	195.297	Pit Window 2	
4	17:07:20.561	1:31:30.539	17:09:03.125	1:33:13.103	1:42.564 (102.564)	95	7.564	Pit Window 3	
123	BRUNO SANTOS / PORSCHE 911 3.0 RS								H-1976
1	15:44:20.747	8:30.725	15:45:09.930	9:19.908	49.183 (49.183)				
2	16:04:49.385	28:59.363	16:06:44.343	30:54.321	1:54.958 (114.958)	95	19.958	Pit Window 1	
3	16:27:20.424	51:30.402	16:32:08.271	56:18.249	4:47.847 (287.847)	95	192.847	Pit Window 2	
4	17:07:56.718	1:32:06.696	17:10:26.659	1:34:36.637	2:29.941 (149.941)	95	54.941	Pit Window 3	
124	CLAÚDIO VIEIRA / PORSCHE 911 3.0 RS								H-1976
1	15:44:42.555	8:52.533	15:45:32.530	9:42.508	49.975 (49.975)				
2	16:05:25.508	29:35.486	16:07:20.437	31:30.415	1:54.929 (114.929)	95	19.929	Pit Window 1	
3	16:17:58.616	42:08.594	16:22:03.533	46:13.511	4:04.917 (244.917)				
4	16:35:20.672	59:30.650	16:40:27.105	1:04:37.083	5:06.433 (306.433)	95	211.433	Pit Window 2	
5	17:08:24.404	1:32:34.382	17:10:29.490	1:34:39.468	2:05.086 (125.086)	95	30.086	Pit Window 3	
132	EFICAR TEAM / PORSCHE 911 3.0 RS								H-1976
1	15:44:39.863	8:49.841	15:45:26.353	9:36.331	46.490 (46.490)				
2	16:09:41.843	33:51.821	16:14:35.018	38:44.966	4:53.175 (293.175)	95	198.175	Pit Window 1	
3	16:32:04.015	56:13.993	16:34:01.037	58:11.015	1:57.022 (117.022)	95	22.022	Pit Window 2	
4	17:03:02.346	1:27:12.324	17:04:59.723	1:29:09.701	1:57.377 (117.377)	95	22.377	Pit Window 3	
152	PALLE PEDERSEN / GINNETA G4R								H-1965
1	15:44:14.482	8:24.460	15:45:03.542	9:13.520	49.060 (49.060)				
2	16:05:05.539	29:15.517	16:06:52.122	31:02.100	1:46.583 (106.583)	95	11.583	Pit Window 1	
3	16:36:44.522	1:00:54.500	16:43:08.791	1:07:18.769	6:24.269 (384.269)	95	289.269	Pit Window 2	
4	17:09:33.120	1:33:43.098	17:11:16.576	1:35:26.554	1:43.456 (103.456)	95	8.456	Pit Window 3	
159	NELSON RÊGO / DATSUN SSS								H-1971
1	15:44:57.009	9:06.987	15:45:48.405	9:58.383	51.396 (51.396)				
2	16:04:22.042	28:32.020	16:06:03.138	30:13.116	1:41.096 (101.096)	95	6.096	Pit Window 1	
3	16:27:31.616	51:41.594	16:32:09.608	56:19.586	4:37.992 (277.992)	95	182.992	Pit Window 2	
4	17:05:21.994	1:29:31.972	17:07:07.457	1:31:17.435	1:45.463 (105.463)	95	10.463	Pit Window 3	



HISTORIC ENDURANCE 250 Km CATERHAM RACING FESTIVAL 18, 19 e 20 NOVEMBRO 2 CORRIDA

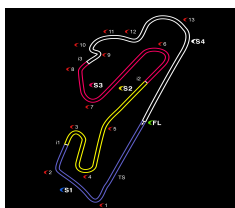
Handicaps Analysis

No	In Time		Out Time		Pit Time	Handicap	Gap	Window	
	Hour	Elapsed	Hour	Elapsed					
167	JOÃO NEVES / DATSUN 1200 GDS								
1	15:42:05.040	6:15.018	15:45:51.085	10:01.063	3:46.045 (226.045)				
2	16:05:31.356	29:41.334	16:08:52.241	33:02.219	3:20.885 (200.885)	95	105.885	Pit Window 1	
169	JOSÉ MOREIRA / FIAT 128 SF GDS								
1	15:45:14.750	9:24.728	15:46:09.299	10:19.277	54.549 (54.549)				
2	16:08:03.304	32:13.282	16:10:05.994	34:15.972	2:02.690 (122.690)	100	22.690	Pit Window 1	
3	16:35:01.185	59:11.163	16:37:48.278	1:01:58.256	2:47.093 (167.093)	100	67.093	Pit Window 2	
4	17:03:52.362	1:28:02.340	17:09:01.523	1:33:11.501	5:09.161 (309.161)	100	209.161	Pit Window 3	
185	VITOR COSTA / LOTUS ELAN H-1971								
1	15:45:07.325	9:17.303	15:45:57.903	10:07.881	50.578 (50.578)				
2	16:08:41.573	32:51.551	16:10:30.985	34:40.963	1:49.412 (109.412)	95	14.412	Pit Window 1	
3	16:27:24.084	51:34.062	16:32:09.082	56:19.060	4:44.998 (284.998)	95	189.998	Pit Window 2	
196	AECD / PORSCHE 356 B H-1965								
1	15:45:11.564	9:21.542	15:46:03.235	10:13.213	51.671 (51.671)				
2	16:05:17.521	29:27.499	16:07:05.671	31:15.649	1:48.150 (108.150)	95	13.150	Pit Window 1	
3	16:30:00.224	54:10.202	16:34:48.294	58:58.272	4:48.070 (288.070)	95	193.070	Pit Window 2	
4	17:03:24.887	1:27:34.865	17:05:08.481	1:29:18.459	1:43.594 (103.594)	95	8.594	Pit Window 3	
221	ALBERTO VELEZ-GRILLO / BMW 1800 TISA GDS								
1	15:45:16.979	9:26.957	15:46:11.260	10:21.238	54.281 (54.281)				
2	16:07:38.255	31:48.233	16:13:04.051	37:14.029	5:25.796 (325.796)	95	230.796	Pit Window 1	
3	16:37:29.537	1:01:39.515	16:39:22.201	1:03:32.179	1:52.664 (112.664)	95	17.664	Pit Window 2	
4	17:08:22.160	1:32:32.138	17:10:33.044	1:34:43.022	2:10.884 (130.884)	95	35.884	Pit Window 3	
239	VOLKER HICHERT / JAGUAR E-TYPE H-1965								
1	15:44:36.979	8:46.957	15:45:23.289	9:33.267	46.310 (46.310)				
2	16:05:19.613	29:29.591	16:07:25.369	31:35.347	2:05.756 (125.756)	95	30.756	Pit Window 1	
3	16:35:53.355	1:00:03.333	16:37:49.134	1:01:59.112	1:55.779 (115.779)	95	20.779	Pit Window 2	
4	17:02:09.654	1:26:19.632	17:07:02.818	1:31:12.796	4:53.164 (293.164)	95	198.164	Pit Window 3	
245	THORKILD STAMP / PORSCHE 904/6 H-1965								
1	15:44:29.139	8:39.117	15:45:18.409	9:28.387	49.270 (49.270)				
2	16:07:07.136	31:17.114	16:12:03.775	36:13.753	4:56.639 (296.639)	95	201.639	Pit Window 1	
3	16:27:43.939	51:53.917	16:29:31.479	53:41.457	1:47.540 (107.540)	95	12.540	Pit Window 2	
4	17:01:54.091	1:26:04.069	17:03:32.206	1:27:42.184	1:38.115 (98.115)	95	3.115	Pit Window 3	
313	PAULO LIMA / FORD MUSTANG H-1971								
1	15:44:33.517	8:43.495	15:45:21.316	9:31.294	47.799 (47.799)				
2	16:07:24.967	31:34.945	16:09:14.729	33:24.707	1:49.762 (109.762)	95	14.762	Pit Window 1	
3	16:35:46.532	59:56.510	16:40:20.397	1:04:30.375	4:33.865 (273.865)	95	178.865	Pit Window 2	
4	17:08:42.637	1:32:52.615	17:10:27.940	1:34:37.918	1:45.303 (105.303)	95	10.303	Pit Window 3	
317	PIERO DAL MASO / PORSCHE 911 SWB GDS								
1	15:45:02.708	9:12.686	15:45:51.963	10:01.941	49.255 (49.255)				
2	16:04:40.560	28:50.538	16:06:16.739	30:26.717	1:36.179 (96.179)	95	1.179	Pit Window 1	
3	16:32:15.427	56:25.405	16:37:44.603	1:01:54.581	5:29.176 (329.176)	95	234.176	Pit Window 2	
4	17:03:07.742	1:27:17.720	17:04:47.618	1:28:57.596	1:39.876 (99.876)	95	4.876	Pit Window 3	
327	NUNO NUNES / PORSCHE 911 SWB GDS								
1	15:45:08.792	9:18.770	15:45:59.452	10:09.430	50.660 (50.660)				
2	16:04:28.421	28:38.399	16:06:09.005	30:18.983	1:40.584 (100.584)	95	5.584	Pit Window 1	
3	16:31:37.790	55:47.768	16:36:18.991	1:00:28.969	4:41.201 (281.201)	95	186.201	Pit Window 2	
4	17:02:50.910	1:27:00.888	17:04:32.624	1:28:42.602	1:41.714 (101.714)	95	6.714	Pit Window 3	
523	MAXIMILIEN HUBER / FOR ESCORT RS 2000 H-1976								
1	15:44:46.379	8:56.357	15:45:35.494	9:45.472	49.115 (49.115)				
2	16:09:57.666	34:07.644	16:11:16.582	35:26.560	1:18.916 (78.916)	100	-21.084	Pit Window 1	
3	16:35:48.347	59:58.325	16:40:10.307	1:04:20.285	4:21.960 (261.960)	100	161.960	Pit Window 2	
4	16:56:34.747	1:20:44.725	16:57:41.766	1:21:51.744	1:07.019 (67.019)				
5	17:10:11.443	1:34:21.421	17:11:35.166	1:35:45.144	1:23.723 (83.723)	100	-16.277	Pit Window 3	
545	GUILAUME HUBER / BMW 1600 TI H-1971								



ESTORIL
CATERHAM
RACING
FESTIVAL

18/20 Nov. 2022



HISTORIC ENDURANCE 250 Km CATERHAM RACING FESTIVAL 18, 19 e 20 NOVEMBRO 2 CORRIDA

Handicaps Analysis

No	In Time		Out Time		Pit Time	Handicap	Gap	Window
	Hour	Elapsed	Hour	Elapsed				
1	15:45:24.446	9:34.424	15:46:16.716	10:26.694	52.270 (52.270)			
2	16:03:39.557	27:49.535	16:05:08.297	29:18.275	1:28.740 (88.740)	100	-11.260	Pit Window 1
3	16:27:41.643	51:51.621	16:29:25.709	53:35.687	1:44.066 (104.066)	100	4.066	Pit Window 2
4	17:01:13.071	1:25:23.049	17:02:23.523	1:26:33.501	1:10.452 (70.452)	100	-29.548	Pit Window 3
5	17:04:37.954	1:28:47.932	17:07:47.935	1:31:57.913	3:09.981 (189.981)	100	89.981	Pit Window 3

CARS WITHOUT PIT STOPS DURING THE SESSION: 50, 69, 92, 226.

CARS WITHOUT PIT STOPS DURING PIT WINDOW 1: 7, 48, 50, 60, 69, 92, 226.

CARS WITHOUT PIT STOPS DURING PIT WINDOW 2: 7, 48, 50, 60, 69, 92, 167, 226.

CARS WITHOUT PIT STOPS DURING PIT WINDOW 3: 7, 14, 41, 48, 50, 60, 69, 83, 92, 167, 185, 226.