



ESTORIL
CATERHAM
RACING
FESTIVAL

18/20 Nov. 2022



HISTORIC ENDURANCE 250 Km

CATERHAM RACING FESTIVAL 18, 19 e 20 NOVEMBRO 2

TREINOS CRONOMETRADOS

Sector Analysis

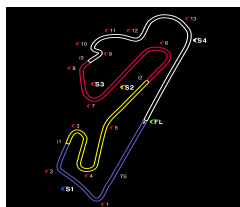
— Invalidated Lap ■ Personal Best ■ Session Best B Crossing the pit lane

Lap	D	Time	Sector 1	Sector 2	Sector 3	T.Sp	Elapsed	Lap	D	Time	Sector 1	Sector 2	Sector 3	T.Sp	Elapsed	
7	MADRID CLASICOS 1.JAVIER MACIAS							ELVA MK7 GTP & SC	4	1	2:23.357	31.015	38.620	1:13.722	162.0	10:21.878
	5	1	2:51.268 B	29.327	39.488	1:42.453	169.2		13:13.146							
	6	1	4:16.144	2:17.159	42.155	1:16.830			17:29.290							
	7	1	2:27.692	31.270	40.512	1:15.910	150.3		19:56.982							
	8	1	2:35.238	31.439	40.047	1:23.752	144.9		22:32.220							
	9	1	2:24.947	32.067	39.311	1:13.569	149.3		24:57.167							
	10	1	2:25.656	30.864	40.025	1:14.767	152.6		27:22.823							
	11	1	2:24.880	32.021	39.486	1:13.373	142.9		29:47.703							
	12	1	2:25.309	31.317	38.663	1:15.329	154.3		32:13.012							
	13	1	2:26.269	31.147	39.234	1:15.888	144.6		34:39.281							
	14	1	2:51.620	31.498	45.535	1:34.587	155.2		37:30.901							
	15	1	2:31.064	38.056	39.208	1:13.800	94.3		40:01.965							
	16	1	2:26.930	31.246	38.112	1:17.572	154.1		42:28.895							
17	1	2:42.409 B	33.461	40.370	1:28.578	129.8	45:11.304									
14	JOÃO MIRA GOMES 1.JOÃO GOMES 2.NUNO AFOITO							LOTUS SEVEN GTP & SC	1	1	2:40.461 B	38.610	39.294	1:22.557		2:40.461
	2	1	5:42.560	3:53.965	37.757	1:10.838			8:23.021							
	3	1	2:12.129	28.358	35.624	1:08.147	166.4		10:35.150							
	4	1	2:29.841 B	28.799	41.085	1:19.957	167.2		13:04.991							
	5	1	5:53.755	4:08.550	36.777	1:08.428			18:58.746							
	6	1	2:08.671	27.266	35.839	1:05.566	170.8		21:07.417							
	7	1	2:50.997 B	37.203	42.218	1:31.576	127.2		23:58.414							
	23	VINCENTE TOURMEUR 1.VINCENTE TOURMEUR							Porsche 911 SWB GDS	1	1	2:52.016	55.668	40.622	1:15.726	
2		1	2:20.281	29.703	38.898	1:11.680	159.0	5:12.297								
3		1	2:18.283	30.193	37.555	1:10.535	144.8	7:30.580								
4		1	2:16.578	29.815	36.380	1:10.383	156.5	9:47.158								
5		1	2:15.516	28.253	36.332	1:10.931	168.4	12:02.674								
6		1	2:32.751 B	29.653	37.621	1:25.477	159.7	14:35.425								
7		1	3:50.567	1:58.085	37.251	1:15.231		18:25.992								
8		1	2:16.145	29.950	36.137	1:10.058	154.5	20:42.137								
9		1	2:29.515	29.126	40.652	1:19.737	170.3	23:11.652								
10		1	2:14.079	27.848	36.049	1:10.182	178.8	25:25.731								
11		1	2:15.643	28.033	36.347	1:11.263	190.6	27:41.374								
12		1	2:13.323	27.810	36.244	1:09.269	180.0	29:54.697								
13		1	2:14.998	27.716	36.216	1:11.066	181.2	32:09.695								
14		1	2:13.549	27.805	36.336	1:09.408	186.7	34:23.244								
15		1	2:19.840	28.436	37.563	1:13.841	172.9	36:43.084								
16		1	2:22.126	33.583	37.901	1:10.642	108.2	39:05.210								
17		1	2:14.462	28.223	36.354	1:09.885	178.5	41:19.672								
18		1	2:23.521	30.152	36.865	1:16.504	161.3	43:43.193								
19		1	2:24.031	29.998	36.956	1:17.077	156.3	46:07.224								
26	ROBIN ELLIS 1.ROBIN ELLIS 2.PAUL O' REILLY							LOTUS ELITE GDS	1	1	2:44.905	56.214	38.465	1:10.226		2:44.905
	2	1	2:06.761	26.043	34.253	1:06.465	190.6		4:51.666							
	3	1	2:06.967	26.345	34.097	1:06.525	187.7		6:58.633							
	4	1	2:06.341	26.498	33.881	1:05.962	196.4		9:04.974							
	5	1	2:10.505	27.069	35.683	1:07.753	196.0		11:15.479							
	6	1	2:05.905	26.075	33.714	1:06.116	200.7		13:21.384							
	7	1	2:32.919 B	27.354	38.554	1:27.011	176.5		15:54.303							
	8	1	4:57.579	3:08.704	37.210	1:11.665			20:51.882							
	9	1	2:30.339	30.197	43.618	1:16.524	180.6		23:22.221							
	10	1	2:16.705	27.954	38.188	1:10.563	175.1		25:38.926							
	11	1	2:17.169	29.265	37.797	1:10.107	167.9		27:56.095							
	12	1	2:14.708	28.188	36.707	1:09.813	169.2		30:10.803							
	13	1	2:14.166	28.706	36.393	1:09.067	172.9		32:24.969							
	14	1	2:14.332	28.878	35.965	1:09.489	172.4		34:39.301							
	15	1	2:50.622	30.337	45.452	1:34.833	171.1		37:29.923							
	16	1	2:23.738	37.178	37.737	1:08.823	101.3		39:53.661							
	17	1	2:14.006	27.521	35.423	1:11.062	185.8		42:07.667							
	18	1	2:23.106	32.362	35.991	1:14.753	139.3		44:30.773							
	19	1	2:42.721	28.507	36.303	1:37.911	171.3		47:13.494							
27	CARLOS BARBOT 1.CARLOS BARBOT							LOTUS ELAM 26R H-1965	1	1	2:17.777	35.638	36.834	1:05.305		2:17.777
	2	1	1:57.317	24.278	31.794	1:01.245	196.4		4:15.094							
	3	1	1:55.796	23.562	31.295	1:00.939	212.7		6:10.890							
	4	1	1:56.431	23.849	31.076	1:01.506	212.7		8:07.321							
	5	1	2:01.669	26.306	31.859	1:03.504	189.6		10:08.990							
	6	1	1:56.319	24.485	31.555	1:00.279	205.5		12:05.309							
	7	1	1:57.392	24.398	31.232	1:01.762	201.0		14:02.701							
	8	1	1:54.508	23.620	30.625	1:00.263	212.3		15:57.209							
	9	1	1:53.388	23.462	30.275	59.651	216.0		17:50.597							
	10	1	1:56.245	24.203	31.117	1:00.925	197.8		19:46.842							
	11	1	2:29.486 B	23.472	30.550	1:35.464	212.7		22:16.328							
	12	1	4:41.834	2:55.877	37.950	1:08.007			26:58.162							
	13	1	1:57.289	24.343	31.257	1:01.689	203.2		28:55.451							
	14	1	2:00.796	24.801	31.902	1:04.093	190.6		30:56.247							
	15	1	1:58.906	25.250	32.037	1:01.619	188.6		32:55.153							
	16	1	1:55.685	23.904	31.098	1:00.683	213.5		34:50.838							
25	MARTIN AUBERT 1.MARTIN AUBERT 2.ADAM BRUZAS							LOTUS ELITE GDS	1	1	2:59.592	59.392	42.186	1:18.014		2:59.592
	2	1	2:29.088	31.708	40.745	1:16.635	144.9		5:28.680							
	3	1	2:29.841	32.961	39.690	1:17.190	149.7		7:58.521							



ESTORIL
CATERHAM
RACING
FESTIVAL

18/20 Nov. 2022



HISTORIC ENDURANCE 250 Km CATERHAM RACING FESTIVAL 18, 19 e 20 NOVEMBRO 2 TREINOS CRONOMETRADOS

Sector Analysis

— Invalidated Lap ■ Personal Best ■ Session Best B Crossing the pit lane

Lap	D	Time	Sector 1	Sector 2	Sector 3	T.Spd	Elapsed	Lap	D	Time	Sector 1	Sector 2	Sector 3	T.Spd	Elapsed
17	1	2:53.213B	28.734	42.219	1:42.260	172.4	37:44.051	14	1	4:52.865	3:12.478	34.964	1:05.423		41:03.593

28 PER-AKE-FORSWALL LOTUS ELAN 1.PER FORSWALL H-1965							
1	1	3:21.570	1:30.284	37.885	1:13.401		3:21.570
2	1	2:18.141	28.673	39.236	1:10.232	165.4	5:39.711
3	1	2:10.533	27.173	34.983	1:08.377	189.9	7:50.244
4	1	2:05.918	26.620	33.627	1:05.671	175.1	9:56.162
5	1	2:17.509B	25.493	33.384	1:18.632	189.3	12:13.671
6	1	4:06.032	2:26.353	33.988	1:05.691		16:19.703
7	1	2:07.050	25.938	35.091	1:06.021	190.9	18:26.753
8	1	2:05.823	26.125	34.391	1:05.307	175.7	20:32.576
9	1	2:27.854	26.913	41.946	1:18.995	177.4	23:00.430
10	1	2:04.711	26.154	33.416	1:05.141	186.1	25:05.141
11	1	2:04.619	25.253	33.878	1:05.488	192.6	27:09.760
12	1	2:03.063	25.281	33.306	1:04.476	184.8	29:12.823
13	1	2:03.299	25.262	33.459	1:04.578	191.6	31:16.122
14	1	2:24.147B	25.663	37.220	1:21.264	180.9	33:40.269
15	1	4:00.363	1:52.472	44.773	1:23.118		37:40.632
16	1	2:12.427	32.419	34.336	1:05.672	116.6	39:53.059
17	1	2:19.298B	25.398	33.441	1:20.459	205.1	42:12.357

31 CHRISTIAN OLDENDORFF ALFA ROMEO GTA CORSA 1.CHRISTIAN OLDENDORF H-1971							
1	1	3:07.092	1:13.899	40.730	1:12.463		3:07.092
2	1	2:23.386	29.330	37.662	1:16.394	149.3	5:30.478
3	1	2:19.937B	29.683	34.916	1:15.338	154.5	7:50.415
4	1	3:32.899	1:53.370	35.225	1:04.304		11:23.314
5	1	2:03.071	25.881	33.259	1:03.931	199.6	13:26.385
6	1	2:03.617	25.880	33.536	1:04.201	199.9	15:30.002
7	1	2:02.785	25.284	32.998	1:04.503	203.2	17:32.787
8	1	2:02.064	25.743	32.923	1:03.398	198.1	19:34.851
9	1	2:40.507B	25.816	36.810	1:37.881	198.8	22:15.358
10	1	5:41.280	4:02.209	33.871	1:05.200		27:56.638
11	1	2:01.081	25.327	33.001	1:02.753	202.1	29:57.719
12	1	2:02.007	25.374	33.060	1:03.573	202.5	31:59.726
13	1	2:01.657	25.629	32.934	1:03.094	198.8	34:01.383
14	1	13:51.578B			200.7		47:52.961

41 MANUEL FERRÃO LOTUS ELAN RACING 1.MANUEL FERRÃO H-INV* 2.TIAGO MARQUES							
1	1	5:52.788	3:46.987	46.557	1:19.244		5:52.788
2	1	2:18.671	30.698	36.246	1:11.727	143.3	8:11.459
3	1	2:11.506	28.001	35.158	1:08.347	168.7	10:22.965
4	1	2:12.933	28.877	35.249	1:08.807	175.4	12:35.898
5	1	2:12.357	28.233	34.988	1:09.136	161.5	14:48.255
6	1	2:12.530	28.041	35.678	1:08.811	175.1	17:00.785
7	1	2:27.570B	28.599	35.361	1:23.610	185.1	19:28.355
8	1	5:28.967	3:47.406	35.728	1:05.833		24:57.322
9	1	2:06.602	28.237	34.075	1:04.290	171.3	27:03.924
10	1	2:19.369	26.684	33.176	1:19.509	174.6	29:23.293
11	1	2:05.033	26.751	33.340	1:04.942	169.2	31:28.326
12	1	2:06.369	28.480	33.822	1:04.067	167.2	33:34.695
13	1	2:36.033B	26.427	33.580	1:36.026	173.8	36:10.728

47 ANNETTE ROLNER PORSCHE 911 3.0 RS 1.ANNETTE ROLNER H-1976							
1	1	2:35.490	47.563	36.611	1:11.316		2:35.490
2	1	2:06.768	29.756	33.904	1:03.108	143.6	4:42.258
3	1	1:58.598	26.147	31.779	1:00.672	187.3	6:40.856
4	1	1:54.646	24.166	30.900	59.580	208.6	8:35.502
5	1	1:54.401	23.607	30.700	1:00.094	218.6	10:29.903
6	1	2:25.060B	26.033	34.254	1:24.773	191.2	12:54.963
7	1	4:55.526	3:14.056	36.220	1:05.250		17:50.489
8	1	2:02.521	26.473	32.153	1:03.895	172.7	19:53.010
9	1	2:14.458	25.631	31.805	1:17.022	199.6	22:07.468
10	1	2:13.983	38.799	32.047	1:03.137	79.3	24:21.451
11	1	2:03.084	25.556	32.152	1:05.376	192.9	26:24.535
12	1	2:00.278	25.366	32.147	1:02.765	201.4	28:24.813
13	1	2:00.019	25.497	31.629	1:02.893	195.7	30:24.832
14	1	1:59.581	25.386	32.113	1:02.082	189.9	32:24.413
15	1	2:20.562	25.148	52.415	1:02.999	197.4	34:44.975
16	1	2:50.218B	27.295	44.785	1:38.138	178.0	37:35.193

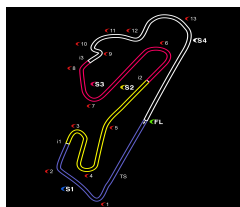
48 MIGUEL FERREIRA FORD ESCORT RS 1600 1.MIGUEL FERREIRA H-1971 2.FRANCISCO CARVALHO							
1	1	2:18.158	41.862	33.067	1:03.229		2:18.158
2	1	1:55.004	24.260	30.981	59.763	202.1	4:13.162
3	1	1:53.917	23.757	30.713	59.447	209.8	6:07.079
4	1	2:00.034	25.019	32.469	1:02.546	213.5	8:07.113
5	1	2:10.062B	25.832	31.812	1:12.418	202.5	10:17.175
6	1	4:43.451	3:06.940	33.032	1:03.479		15:00.626
7	1	2:03.499	25.710	31.916	1:05.873	175.1	17:04.125
8	1	2:00.936	25.461	32.269	1:03.206	175.7	19:05.061
9	1	2:00.214	25.830	32.230	1:02.154	169.0	21:05.275
10	1	2:29.310	33.691	45.034	1:10.585	117.9	23:34.585
11	1	2:01.773	25.239	31.475	1:05.059	174.0	25:36.358
12	1	2:46.898B	28.553	38.876	1:39.469	151.3	28:26.256

50 RUI BEVILACQUA ALFA ROMEO GIULIA TI SUPER 1.RUI BEVILACQUA 3.NUNO VEIGA GDS 2.ANTÓNIO MAGALHÃES							
1	1	4:39.125	2:48.228	38.510	1:12.387		4:39.125
2	1	2:16.833	29.429	37.121	1:10.283	171.6	6:55.958
3	1	2:18.002	30.258	36.883	1:10.861	174.3	9:13.960
4	1	2:27.409B	28.931	37.062	1:21.416	173.8	11:41.369
5	1	4:51.938	3:02.537	38.296	1:11.105		16:33.307
6	1	2:15.301	28.649	36.460	1:10.192	174.0	18:48.608
7	1	2:16.490	29.489	36.424	1:10.577	154.3	21:05.098
8	1	2:51.738B	31.590	46.294	1:33.854	136.0	23:56.836
9	1	4:43.905	2:56.860	37.129	1:09.916		28:40.741
10	1	2:15.402	28.510	37.054	1:09.838	160.8	30:56.143
11	1	2:16.325	28.391	37.555	1:10.379	174.9	33:12.468
12	1	2:45.384B	28.493	38.306	1:38.585	169.0	35:57.852



ESTORIL
CATERHAM
RACING
FESTIVAL

18/20 Nov. 2022



HISTORIC ENDURANCE 250 Km CATERHAM RACING FESTIVAL 18, 19 e 20 NOVEMBRO 2 TREINOS CRONOMETRADOS

Sector Analysis

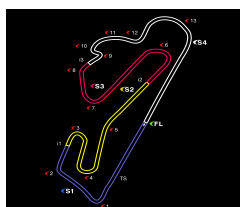
— Invalidated Lap ■ Personal Best ■ Session Best B Crossing the pit lane

Lap	D	Time	Sector 1	Sector 2	Sector 3	T.Spd	Elapsed	Lap	D	Time	Sector 1	Sector 2	Sector 3	T.Spd	Elapsed					
55	PAUL DANIELS 1.PAUL DANIELS							Porsche 911 2.8 RSR H-1976												
	1	1	2:58.437	1:13.760	36.825	1:07.852		2:58.437	12	1	1:51.640	22.884	29.852	58.904	226.2	26:03.532				
	2	1	2:05.043	26.224	34.959	1:03.860	181.8	5:03.480	13	1	1:51.346	22.971	30.001	58.374	223.4	27:54.878				
	3	1	2:04.409	26.290	33.777	1:04.342	171.1	7:07.889	14	1	1:51.434	23.030	29.991	58.413	214.7	29:46.312				
	4	1	2:01.980	25.839	32.223	1:03.918	178.3	9:09.869	15	1	2:26.665	25.935	37.691	1:23.039	193.3	32:12.977				
	5	1	2:01.835	26.074	32.818	1:02.943	173.8	11:11.704	STEPHANE CODET 1.STEPHANE CODET 2.FRANCK JULIEN							DATSUN SUNNY EXCELLENT H-1976				
	6	1	2:09.572	25.456	32.339	1:11.777	178.8	13:21.276	1	1	2:51.002	59.902	38.377	1:12.723		2:51.002				
	7	1	4:28.874	2:56.756	32.102	1:00.016		17:50.150	2	1	2:14.150	28.570	36.086	1:09.494	171.3	5:05.152				
	8	1	1:53.042	23.787	30.486	58.769	193.6	19:43.192	MIGUEL VAZ 1.MIGUEL VAZ 2.FERNANDO SOARES							Porsche 911 3.0 RS H-1976				
	9	1	2:22.859	25.201	31.154	1:26.504	185.1	22:06.051	1	1	3:03.073	1:04.545	41.681	1:16.847		3:03.073				
	10	1	2:08.263	38.530	30.871	58.862	77.8	24:14.314	2	1	2:26.632	29.503	39.790	1:17.339	148.3	5:29.705				
	11	1	1:51.923	23.367	30.323	58.233	204.4	26:06.237	3	1	2:20.484	31.922	37.273	1:11.289	145.7	7:50.189				
	12	1	1:55.998	23.241	30.123	1:02.634	207.8	28:02.235	4	1	2:18.055	28.323	38.228	1:11.504	159.4	10:08.244				
	13	1	2:09.348	26.457	31.865	1:11.026	212.3	30:11.583	5	1	2:24.355	28.502	37.344	1:18.509	163.0	12:32.599				
	14	1	10:33.568	8:58.673	31.396	1:03.499		40:45.151	6	1	5:23.819	3:41.364	34.396	1:08.059		17:56.418				
	15	1	1:53.781	23.136	30.423	1:00.222	204.8	42:38.932	7	1	2:00.484	25.159	32.136	1:03.189	191.9	19:56.902				
	16	1	2:02.120	26.633	32.417	1:03.070	152.6	44:41.052	8	1	2:21.481	25.586	32.201	1:23.694	198.1	22:18.383				
	17	1	2:30.918	23.428	30.096	1:37.394	202.9	47:11.970	9	1	7:01.322	5:24.332	33.351	1:03.639		29:19.705				
60	PEDRO BASTOS REZENDE 1.PEDRO REZENDE							Porsche 911 3.0 RS H-1976												
	1	1	4:17.943	2:35.479	36.770	1:05.694		4:17.943	10	1	1:58.788	25.650	31.737	1:01.401	199.6	31:18.493				
	2	1	1:57.152	24.639	31.611	1:00.902	196.0	6:15.095	11	1	1:57.714	24.599	31.600	1:01.515	189.9	33:16.207				
	3	1	1:55.987	24.025	31.191	1:00.771	200.3	8:11.082	12	1	2:15.756	26.581	33.692	1:15.483	184.2	35:31.963				
	4	1	2:08.781	23.985	31.236	1:13.560	209.4	10:19.863	13	1	5:49.801	4:08.342	34.892	1:06.567		41:21.764				
	5	1	5:13.250	3:39.109	34.589	59.552		15:33.113	14	1	2:30.194	27.675	34.545	1:27.974	182.7	43:51.958				
	6	1	1:55.185	24.064	30.778	1:00.343	197.4	17:28.298	BRUNO DUARTE 1.BRUNO DUARTE 2.FILIPE JESUS							Porsche 911 3.0 RS H-1976				
	7	1	2:21.150	25.133	38.752	1:17.265	213.1	19:49.448	1	1	3:18.988	1:26.256	38.349	1:14.383		3:18.988				
	8	1	3:47.861	1:53.902	42.297	1:11.662		23:37.309	2	1	2:11.629	27.102	35.029	1:09.498	188.6	5:30.617				
	9	1	1:55.437	23.762	30.886	1:00.789	202.1	25:32.746	3	1	2:01.092	25.953	31.704	1:03.435	185.1	7:31.709				
	10	1	1:55.273	23.670	31.102	1:00.501	219.4	27:28.019	4	1	2:00.744	26.099	32.276	1:02.369	185.8	9:32.453				
	11	1	2:01.796	25.250	33.054	1:03.492	185.8	29:29.815	5	1	1:58.379	24.745	31.959	1:01.675	209.0	11:30.832				
	12	1	1:53.873	23.849	30.662	59.362	203.6	31:23.688	6	1	1:58.567	24.936	32.086	1:01.545	190.6	13:29.399				
	13	1	2:27.674	26.880	36.422	1:24.372	221.6	33:51.362	7	1	1:58.434	24.661	31.778	1:01.995	188.0	15:27.833				
	14	1	5:50.180	4:16.283	32.186	1:01.711		39:41.542	8	1	2:00.616	24.678	31.590	1:04.348	196.4	17:28.449				
	15	1	1:54.455	24.145	30.465	59.845	207.1	41:35.997	9	1	1:59.614	25.155	32.934	1:01.525	183.9	19:28.063				
	16	1	2:17.091	26.479	34.061	1:16.551	177.7	43:53.088	10	1	2:01.821	24.513	32.334	1:04.974	199.6	21:29.884				
	17	1	2:38.770	32.028	39.366	1:27.376	136.8	46:31.858	11	1	2:40.605	41.358	41.916	1:17.331	81.8	24:10.489				
61	LARS ROLNER 1.LARS ROLNER							Porsche 911 3.0 RS H-1976												
	1	1	2:16.640	42.688	31.940	1:02.012		2:16.640	12	1	3:40.186	1:59.688	34.352	1:06.146		27:50.675				
	2	1	1:54.551	23.615	31.499	59.437	217.7	4:11.191	13	1	2:01.523	25.494	32.695	1:03.334	187.7	29:52.198				
	3	1	1:52.216	23.793	30.113	58.310	216.4	6:03.407	14	1	1:59.099	25.144	31.842	1:02.113	200.3	31:51.297				
	4	1	1:54.008	23.252	30.890	59.866	216.9	7:57.415	15	1	2:00.323	25.138	31.900	1:03.285	195.7	33:51.620				
	5	1	1:54.883	24.173	31.454	59.256	215.6	9:52.298	16	1	2:09.706	24.711	31.780	1:13.215	204.4	36:01.326				
	6	1	1:52.333	23.326	30.354	58.653	217.7	11:44.631	17	1	2:28.335	38.822	39.107	1:10.406	91.7	38:29.661				
	7	1	1:54.597	23.752	30.474	1:00.371	221.6	13:39.228	18	1	1:57.836	24.551	31.489	1:01.796	201.0	40:27.497				
	8	1	2:02.131	23.312	30.277	1:08.542	216.9	15:41.359	19	1	2:11.983	24.793	40.755	1:06.435	201.4	42:39.480				
	9	1	3:44.672	2:14.245	31.290	59.137		19:26.031	20	1	2:07.747	27.452	34.585	1:05.710	157.4	44:47.227				
	10	1	2:01.017	24.847	31.346	1:04.824	221.2	21:27.048	21	1	2:31.084	24.546	34.014	1:32.524	203.6	47:18.311				
	11	1	2:44.844	43.485	46.002	1:15.357	78.1	24:11.892	MICHEL MORA 1.MICHEL MORA							Porsche 911 SWR GDS				



ESTORIL
CATERHAM
RACING
FESTIVAL

18/20 Nov. 2022



HISTORIC ENDURANCE 250 Km CATERHAM RACING FESTIVAL 18, 19 e 20 NOVEMBRO 2 TREINOS CRONOMETRADOS

Sector Analysis

— Invalidated Lap ■ Personal Best ■ Session Best B Crossing the pit lane

Lap	D	Time	Sector 1	Sector 2	Sector 3	T.Spd	Elapsed	Lap	D	Time	Sector 1	Sector 2	Sector 3	T.Spd	Elapsed
1	1	2:33.911	42.753	38.069	1:13.089		2:33.911	15	1	2:25.657 B	27.061	36.571	1:22.025	182.7	36:43.961
2	1	2:17.202	30.194	36.069	1:10.939	155.2	4:51.113	16	1	3:46.336	2:08.016	33.431	1:04.889		40:30.297
3	1	2:26.860	28.047	34.333	1:24.480	171.9	7:17.973	17	1	2:06.100	25.902	33.323	1:06.875	188.6	42:36.397

4	1	2:07.594	26.322	33.894	1:07.378	198.5	9:25.567
5	1	2:15.907	28.414	36.810	1:10.683	166.4	11:41.474
6	1	2:07.561	26.647	34.043	1:06.871	186.7	13:49.035
7	1	2:18.119	27.537	38.841	1:11.741	183.3	16:07.154
8	1	2:08.166	26.889	34.323	1:06.954	173.8	18:15.320
9	1	2:16.576	27.937	38.683	1:09.956	199.2	20:31.896
10	1	2:38.272 B	28.933	41.272	1:28.067	168.4	23:10.168
11	1	3:41.237	1:56.761	36.925	1:07.551		26:51.405
12	1	2:08.632	26.927	34.477	1:07.228	183.9	29:00.037
13	1	2:21.370 B	28.548	35.525	1:17.297	171.9	31:21.407
14	1	4:50.385 B	2:39.377	37.265	1:33.743		36:11.792

99 **MÁRIO MEIRELES** PORSCHE 911 3.0 RS
1. MÁRIO MEIRELES H-1976
2. VASCO NINA

1	1	3:26.726	1:41.191	38.690	1:06.845		3:26.726
2	1	2:16.150	26.197	34.772	1:15.181	197.4	5:42.876
3	1	2:23.824	32.123	39.060	1:12.641	147.9	8:06.700
4	1	2:01.437	25.914	31.901	1:03.622	200.3	10:08.137
5	1	1:59.070	25.110	31.652	1:02.308	191.9	12:07.207
6	1	1:58.545	25.569	31.416	1:01.560	180.9	14:05.752
7	1	1:58.155	24.620	31.622	1:01.913	203.2	16:03.907
8	1	1:56.496	24.486	31.238	1:00.772	201.8	18:00.403
9	1	1:56.254	24.224	30.981	1:01.049	209.8	19:56.657
10	1	2:11.447	24.404	30.833	1:16.210	212.3	22:08.104
11	1	2:23.080	39.777	36.207	1:07.096	78.6	24:31.184
12	1	2:38.987 B	40.040	35.849	1:23.098	211.8	27:10.171
13	1	3:49.471	2:06.843	34.766	1:07.862		30:59.642
14	1	1:59.527	25.299	31.718	1:02.510	199.9	32:59.169
15	1	1:57.196	24.170	31.418	1:01.608	223.0	34:56.365
16	1	2:38.568	25.799	41.474	1:31.295	185.5	37:34.933
17	1	2:10.257	33.553	32.718	1:03.986	97.7	39:45.190
18	1	1:58.271	24.715	31.435	1:02.121	199.2	41:43.461
19	1	2:00.399	25.422	31.439	1:03.538	182.1	43:43.860
20	1	1:58.333	24.416	30.999	1:02.918	207.8	45:42.193
21	1	2:46.774 B	28.100	33.205	1:45.469	167.2	48:28.967

103 **LUIS S. RIBEIRO** FORD CORTINA LOTUS
1. LUIS RIBEIRO GDS

1	1	4:36.617	2:44.956	39.128	1:12.533		4:36.617
2	1	2:10.148	28.124	34.729	1:07.295	164.2	6:46.765
3	1	2:06.716	26.401	33.853	1:06.462	176.0	8:53.481
4	1	2:06.412	26.490	33.988	1:05.934	177.7	10:59.893
5	1	2:05.819	25.949	33.790	1:06.080	196.4	13:05.712
6	1	2:05.913	25.864	33.624	1:06.425	180.6	15:11.625
7	1	2:05.301	25.870	33.723	1:05.708	185.5	17:16.926
8	1	2:04.620	25.605	33.631	1:05.384	195.0	19:21.546
9	1	2:40.282 B	29.843	42.111	1:28.328	160.8	22:01.828
10	1	3:57.551	2:17.413	34.600	1:05.538		25:59.379
11	1	2:06.462	26.078	33.711	1:06.673	186.1	28:05.841
12	1	2:04.480	26.291	33.262	1:04.927	178.3	30:10.321
13	1	2:03.717	25.963	33.194	1:04.560	192.6	32:14.038
14	1	2:04.266	26.106	33.303	1:04.857	178.5	34:18.304

121 **PAUL RAYMENT** MG B ROADSTER
1. PAUL RAYMENT GDS
2. JAMES WHEELER

1	1	2:49.395	1:00.686	37.055	1:11.654		2:49.395
2	1	2:11.664	27.494	36.313	1:07.857	184.5	5:01.059
3	1	2:12.567	27.514	36.258	1:08.795	180.3	7:13.626
4	1	2:11.083	27.320	35.751	1:08.012	187.0	9:24.709
5	1	2:09.866	27.006	35.108	1:07.752	182.4	11:34.575
6	1	2:12.510	27.198	36.063	1:09.249	189.3	13:47.085
7	1	2:10.455	27.172	35.347	1:07.936	192.3	15:57.540
8	1	2:09.103	26.736	34.745	1:07.622	184.2	18:06.643
9	1	2:20.508 B	27.898	35.778	1:16.832	163.7	20:27.151
10	1	6:09.929	4:23.387	35.783	1:10.759		26:37.080
11	1	2:10.299	27.089	35.490	1:07.720	175.7	28:47.379
12	1	2:12.934	27.407	35.191	1:10.336	180.6	31:00.313
13	1	2:08.083	26.684	34.786	1:06.613	179.1	33:08.396
14	1	2:08.302	26.683	34.760	1:06.859	183.6	35:16.698
15	1	2:55.730	32.262	46.260	1:37.208	123.1	38:12.428
16	1	2:06.896	26.298	34.672	1:05.926	185.1	40:19.324
17	1	2:29.258 B	26.730	35.066	1:27.462	181.2	42:48.582

123 **BRUNO SANTOS** PORSCHE 911 3.0 RS
1. BRUNO SANTOS H-1976
2. EDUARDO SANTOS

1	1	3:25.928	1:34.858	34.698	1:16.372		3:25.928
2	1	2:05.106	25.269	35.406	1:04.431	193.3	5:31.034
3	1	2:04.655	26.577	31.982	1:06.096	176.0	7:35.689
4	1	2:06.602	29.490	33.123	1:03.989	172.7	9:42.291
5	1	1:58.318	24.649	31.361	1:02.308	204.0	11:40.609
6	1	1:59.077	24.979	31.614	1:02.484	189.0	13:39.686
7	1	1:55.754	24.029	31.128	1:00.597	207.1	15:35.440
8	1	2:03.388	24.278	30.949	1:08.161	194.3	17:38.828
9	1	2:03.868	25.427	33.161	1:05.280	200.3	19:42.696
10	1	2:30.751 B	25.184	31.401	1:34.166	185.8	22:13.447
11	1	5:42.432 B	3:10.227	38.470	1:53.735		27:55.879
12	1	17:37.074	...	35.677	1:11.064		45:32.953
13	1	3:01.279 B	33.200	36.797	1:51.282	118.2	48:34.232

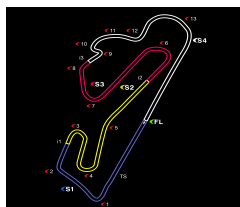
124 **CLAÚDIO VIEIRA** PORSCHE 911 3.0 RS
1. MANUEL VIEIRA H-1976
2. MARCO AMARAL

1	1	3:19.724	1:23.471	39.677	1:16.576		3:19.724
2	1	2:17.327	28.664	35.853	1:12.810	163.9	5:37.051
3	1	2:22.283	29.190	38.498	1:14.595	152.6	7:59.334
4	1	2:18.191	29.519	35.081	1:13.591	146.5	10:17.525
5	1	2:14.206	27.683	35.985	1:10.538	176.3	12:31.731
6	1	2:15.721	27.335	35.884	1:12.502	186.1	14:47.452
7	1	2:12.637	27.145	35.574	1:09.918	188.3	17:00.089
8	1	2:18.428	29.189	37.474	1:11.765	172.1	19:18.517
9	1	2:31.113 B	29.005	36.706	1:25.402	160.8	21:49.630
10	1	4:56.800	3:16.065	34.415	1:06.320		26:46.430
11	1	2:07.180	28.976	32.963	1:05.241	137.5	28:53.610
12	1	2:02.244	25.294	32.974	1:03.976	192.3	30:55.854



ESTORIL
CATERHAM
RACING
FESTIVAL

18/20 Nov. 2022



HISTORIC ENDURANCE 250 Km CATERHAM RACING FESTIVAL 18, 19 e 20 NOVEMBRO 2

TREINOS CRONOMETRADOS

Sector Analysis

— Invalidated Lap ■ Personal Best ■ Session Best B Crossing the pit lane

Lap	D	Time	Sector 1	Sector 2	Sector 3	T.Spd	Elapsed	Lap	D	Time	Sector 1	Sector 2	Sector 3	T.Spd	Elapsed
13	1	2:05.411	25.087	34.167	1:06.157	198.8	33:01.265	6	1	2:07.847	26.943	34.958	1:05.946	171.3	15:21.784
14	1	2:00.214	24.874	31.746	1:03.594	209.8	35:01.479	7	1	2:34.386B	27.355	35.756	1:31.275	173.5	17:56.170
15	1	2:42.690	32.250	45.744	1:24.696	138.2	37:44.169	8	1	5:53.926	3:53.741	41.795	1:18.390		23:50.096
16	1	2:16.777	37.152	33.226	1:06.399	99.0	40:00.946	9	1	2:08.102	27.155	35.383	1:05.564	170.8	25:58.198
17	1	2:01.536	24.502	31.474	1:05.560	213.1	42:02.482	10	1	2:05.637	26.255	34.480	1:04.902	179.4	28:03.835
18	1	2:10.127	27.769	33.665	1:08.693	161.1	44:12.609	11	1	2:07.255	27.232	33.988	1:06.035	182.7	30:11.090
19	1	2:25.866	26.466	33.305	1:26.095	173.5	46:38.475	12	1	2:04.248	26.449	33.556	1:04.243	181.5	32:15.338

132 AECD PORSCHE 911 3.0 RS H-1976
1. JUAN ALONSO
2. JOSE ZORRILLA

1	1	3:18.966	1:22.130	39.953	1:16.883		3:18.966
2	1	2:21.367	30.307	39.220	1:11.840	158.3	5:40.333
3	1	2:13.470	27.866	35.724	1:09.880	169.5	7:53.803
4	1	2:07.528	27.034	34.748	1:05.746	190.3	10:01.331
5	1	2:03.938	25.430	33.482	1:05.026	202.1	12:05.269
6	1	2:07.992	27.993	34.392	1:05.607	172.7	14:13.261
7	1	2:02.083	25.149	33.295	1:03.639	207.8	16:15.344
8	1	2:30.036B	28.115	39.191	1:22.730	184.8	18:45.380
9	1	6:14.611	4:32.982	35.144	1:06.485		24:59.991
10	1	2:06.071	26.945	33.918	1:05.208	195.0	27:06.062
11	1	2:52.273B	25.724	33.189	1:53.360	196.0	29:58.335
12	1	4:32.679	2:49.189	36.313	1:07.177		34:31.014
13	1	2:57.208	31.763	49.411	1:36.034	200.7	37:28.222
14	1	2:17.975	36.311	34.895	1:06.769	97.6	39:46.197
15	1	2:09.370	26.690	34.757	1:07.923	189.9	41:55.567
16	1	2:43.577B	33.833	41.254	1:28.490	135.5	44:39.144

152 PALLE PEDERSEN GINNETA G4R H-1965
1. PALLE PEDERSEN
2. NICOLAI KJAERGAARD

1	1	2:34.312	59.067	32.880	1:02.365		2:34.312
2	1	1:54.480	23.580	30.265	1:00.635	207.5	4:28.792
3	1	1:53.735	23.749	29.648	1:00.338	203.6	6:22.527
4	1	1:52.916	23.524	29.773	59.619	207.8	8:15.443
5	1	1:55.565	24.007	30.389	1:01.169	205.1	10:11.008
6	1	1:55.973	24.701	29.966	1:01.306	189.6	12:06.981
7	1	1:57.349	24.866	31.357	1:01.126	193.3	14:04.330
8	1	1:56.785	24.102	29.926	1:02.757	204.0	16:01.115
9	1	1:51.707	23.731	29.606	58.370	210.6	17:52.822
10	1	2:02.925B	24.527	30.084	1:08.314	186.7	19:55.747
11	1	7:01.040	5:18.516	35.259	1:07.265		26:56.787
12	1	2:00.076	25.277	32.190	1:02.609	192.3	28:56.863
13	1	2:00.081	24.485	31.911	1:03.685	195.3	30:56.944
14	1	1:58.365	25.167	31.993	1:01.205	192.9	32:55.309
15	1	1:57.090	24.517	30.902	1:01.671	202.9	34:52.399
16	1	2:54.680B	28.114	42.462	1:44.104	153.9	37:47.079
17	1	4:47.784B	3:05.101	30.920	1:11.763		42:34.863

159 NELSON RÊGO DATSUN SSS H-1971
1. NELSON RÊGO
2. ALEXANDRE LEAL

1	1	2:49.231	52.526	40.648	1:16.057		2:49.231
2	1	2:23.298B	28.459	36.225	1:18.614	160.3	5:12.529
3	1	3:42.944	1:57.503	36.999	1:08.442		8:55.473
4	1	2:09.101	27.091	35.313	1:06.697	171.3	11:04.574
5	1	2:09.363	27.066	35.290	1:07.007	167.7	13:13.937

167 JOÃO NEVES DATSUN 1200 GDS
1. JOÃO NEVES
2. JOSÉ PINA

1	1	8:17.742B	6:17.780	38.943	1:21.019		8:17.742
2	1	5:37.178	3:52.967	36.130	1:08.081		13:54.920
3	1	2:10.183	27.128	34.504	1:08.551	171.9	16:05.103
4	1	2:09.558	27.240	35.183	1:07.135	179.1	18:14.661
5	1	2:11.282	28.905	35.023	1:07.354	174.6	20:25.943
6	1	2:42.335B	28.029	43.145	1:31.161	170.3	23:08.278
7	1	4:01.189	2:16.240	36.954	1:07.995		27:09.467
8	1	2:08.194	26.814	34.423	1:06.957	178.0	29:17.661
9	1	2:11.068	28.567	35.085	1:07.416	175.7	31:28.729
10	1	2:09.026	27.645	34.863	1:06.518	173.8	33:37.755
11	1	2:36.912B	28.293	36.673	1:31.946	168.4	36:14.667

169 JOSÉ MOREIRA FIAT 128 SF GDS
1. JOSÉ MOREIRA

1	1	6:33.128	4:24.870	43.660	1:24.598		6:33.128
2	1	2:30.415	34.890	40.650	1:14.875	131.1	9:03.543
3	1	2:21.265	30.561	38.144	1:12.560	146.1	11:24.808
4	1	2:22.937	30.008	38.048	1:14.881	151.1	13:47.745
5	1	2:23.334	31.962	36.625	1:14.747	162.0	16:11.079
6	1	2:22.698	30.289	37.434	1:14.975	167.9	18:33.777
7	1	2:19.900	31.661	37.236	1:11.003	159.0	20:53.677
8	1	2:31.134	30.045	42.750	1:18.339	166.9	23:24.811
9	1	2:17.395	29.478	36.980	1:10.937	168.2	25:42.206
10	1	2:16.359	29.049	36.724	1:10.586	169.5	27:58.565
11	1	2:17.983	29.256	37.327	1:11.400	170.0	30:16.548
12	1	2:29.928B	30.089	37.154	1:22.685	163.9	32:46.476
13	1	4:52.430	2:44.616	45.112	1:22.702		37:38.906
14	1	2:24.146	34.124	38.326	1:11.696	116.0	40:03.052
15	1	2:26.780	31.634	37.273	1:17.873	163.4	42:29.832
16	1	2:21.623	31.246	37.023	1:13.354	134.3	44:51.455
17	1	2:27.490	29.301	38.803	1:19.386	167.4	47:18.945

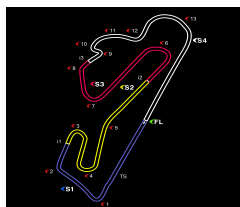
185 VITOR COSTA LOTUS ELAN H-1971
1. VITOR COSTA
2. BERNARDO COSTA

1	1	3:06.540	1:10.940	40.274	1:15.326		3:06.540
2	1	2:23.609	29.453	37.189	1:16.967	147.1	5:30.149
3	1	2:23.019	32.172	39.566	1:11.281	135.7	7:53.168
4	1	2:15.616	28.677	35.720	1:11.219	161.8	10:08.784
5	1	2:11.659	28.682	35.211	1:07.766	161.1	12:20.443
6	1	2:08.678	27.407	33.783	1:07.488	172.4	14:29.121



ESTORIL
CATERHAM
RACING
FESTIVAL

18/20 Nov. 2022



HISTORIC ENDURANCE 250 Km

CATERHAM RACING FESTIVAL 18, 19 e 20 NOVEMBRO 2

TREINOS CRONOMETRADOS

Sector Analysis

— Invalidated Lap ■ Personal Best ■ Session Best B Crossing the pit lane

Lap	D	Time	Sector 1	Sector 2	Sector 3	T.Spd	Elapsed	Lap	D	Time	Sector 1	Sector 2	Sector 3	T.Spd	Elapsed
-----	---	------	----------	----------	----------	-------	---------	-----	---	------	----------	----------	----------	-------	---------

7	1	2:20.393	B	27.413	35.326	1:17.654	175.1	16:49.514
8	1	6:09.266		4:06.290	42.822	1:20.154		22:58.780
9	1	2:13.330		27.619	35.477	1:10.234	190.3	25:12.110
10	1	2:11.304		27.615	34.593	1:09.096	172.9	27:23.414
11	1	2:11.334		29.854	34.501	1:06.979	142.1	29:34.748
12	1	2:08.532		27.192	33.868	1:07.472	165.4	31:43.280
13	1	2:08.615		27.620	34.457	1:06.538	170.0	33:51.895
14	1	2:26.537	B	27.557	34.024	1:24.956	170.5	36:18.432
15	1	5:44.687	B	3:43.151	37.416	1:24.120		42:03.119

196		AECD		Porsche 356 B	
		1. PEDRO MORIYON		H-1965	
		2. JOSÉ CARVALHOSA			

1	1	3:05.276		1:05.616	43.396	1:16.264		3:05.276
2	1	2:26.387		32.428	39.578	1:14.381	142.5	5:31.663
3	1	2:26.650		30.910	39.682	1:16.058	158.7	7:58.313
4	1	2:17.156		29.231	36.870	1:11.055	154.3	10:15.469
5	1	2:17.382		29.203	36.678	1:11.501	145.7	12:32.851
6	1	2:16.278		28.422	36.593	1:11.263	159.7	14:49.129
7	1	2:49.465	B	30.360	42.226	1:36.879	169.2	17:38.594
8	1	5:59.114		3:54.072	48.782	1:16.260		23:37.708
9	1	2:13.732		28.021	36.651	1:09.060	175.1	25:51.440
10	1	2:17.540		28.164	36.671	1:12.705	169.5	28:08.980
11	1	2:13.101		27.896	36.418	1:08.787	174.0	30:22.081
12	1	2:33.491	B	29.736	39.866	1:23.889	159.9	32:55.572

221		ALBERTO VELEZ-GRILO		BMW 1800 TISA	
		1. ALBERTO GRILO		GDS	
		2. TOMAZ GRILO			

1	1	3:00.486		1:02.888	41.333	1:16.265		3:00.486
2	1	2:24.924		31.056	40.371	1:13.497	142.0	5:25.410
3	1	2:22.130		31.044	39.521	1:11.565	160.6	7:47.540
4	1	2:23.189		30.254	38.661	1:14.274	159.9	10:10.729
5	1	2:19.674		29.534	38.392	1:11.748	173.5	12:30.403
6	1	2:29.978	B	29.908	39.567	1:20.503	163.7	15:00.381
7	1	3:47.401		1:57.373	38.436	1:11.592		18:47.782
8	1	2:22.830		30.908	38.522	1:13.400	166.7	21:10.612
9	1	2:39.583		35.428	43.087	1:21.068	114.9	23:50.195
10	1	2:21.426		29.938	38.782	1:12.706	158.5	26:11.621
11	1	2:19.891		29.087	38.370	1:12.434	167.7	28:31.512
12	1	2:18.794		28.748	38.076	1:11.970	167.7	30:50.306
13	1	2:18.742		29.067	38.131	1:11.544	170.3	33:09.048
14	1	2:35.840	B	28.721	37.694	1:29.425	170.3	35:44.888
15	1	5:21.312		3:31.178	38.105	1:12.029		41:06.200
16	1	2:34.989	B	29.471	37.598	1:27.920	154.9	43:41.189
17	1	4:34.398	B	2:01.432	45.928	1:47.038		48:15.587

226		MARIO MELO		Lotus Elan 26R	
		1. MARIO MELO		H-1965	
		2. PAULO COSTA			

1	1	3:31.112		1:40.771	39.095	1:11.246		3:31.112
2	1	2:18.193		28.281	36.410	1:13.502	184.5	5:49.305
3	1	2:51.530	B	28.085	33.662	1:49.783	172.1	8:40.835
4	1	7:45.025		5:48.103	48.182	1:08.740		16:25.860
5	1	2:10.265		28.365	34.484	1:07.416	183.6	18:36.125

239		VOLKER HICHERT		JAGUAR E-TYPE	
		1. VOLKER HICHERT		H-1965	
		2. BJORN EBSEN			

1	1	3:04.742		1:09.536	40.950	1:14.256		3:04.742
2	1	2:14.531		29.857	37.950	1:06.724	158.5	5:19.273
3	1	2:04.857		27.307	33.290	1:04.260	174.9	7:24.130
4	1	2:22.608		40.382	35.820	1:06.406	203.2	9:46.738
5	1	2:03.237		26.780	33.066	1:03.391	170.8	11:49.975
6	1	2:00.784		25.401	32.521	1:02.862	190.9	13:50.759
7	1	2:20.351	B	26.948	33.858	1:19.545	170.0	16:11.110
8	1	10:35.203		8:55.218	35.571	1:04.414		26:46.313
9	1	2:01.159		26.501	32.785	1:01.873	173.2	28:47.472
10	1	2:01.431		25.682	32.894	1:02.855	199.2	30:48.903
11	1	1:59.221		25.745	32.107	1:01.369	178.5	32:48.124
12	1	1:58.482		25.013	32.322	1:01.147	191.9	34:46.606
13	1	2:45.204		28.369	44.883	1:31.952	183.6	37:31.810
14	1	2:13.736		36.309	33.770	1:03.657	91.0	39:45.546
15	1	2:14.358	B	25.072	32.182	1:17.104	184.8	41:59.904

245		THORKILD STAMP		Porsche 904/6	
		1. THORKILD STAMP		H-1965	
		2. MICHAEL HOLDEN			

1	1	2:33.583		49.333	36.601	1:07.649		2:33.583
2	1	1:59.555		25.759	31.582	1:02.214	186.4	4:33.138
3	1	1:57.611		24.875	31.579	1:01.157	210.2	6:30.749
4	1	1:57.232		24.661	31.741	1:00.830	211.8	8:27.981
5	1	1:56.905		24.386	31.566	1:00.953	217.3	10:24.886
6	1	2:13.732	B	26.148	32.599	1:14.985	185.5	12:38.618
7	1	5:27.427		3:42.087	36.325	1:09.015		18:06.045
8	1	2:08.579		27.938	33.437	1:07.204	166.7	20:14.624
9	1	2:51.581	B	27.317	34.749	1:49.515	176.5	23:06.205
10	1	2:55.006		1:15.072	33.624	1:06.310		26:01.211
11	1	2:06.294		26.127	33.547	1:06.620	191.9	28:07.505
12	1	2:05.908		26.246	33.655	1:06.007	186.7	30:13.413
13	1	2:05.961		26.495	33.640	1:05.826	188.0	32:19.374
14	1	2:06.915		25.900	34.355	1:06.660	191.6	34:26.289
15	1	3:03.885	B	30.371	47.688	1:45.826	164.2	37:30.174

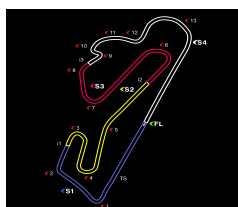
313		PAULO LIMA		Ford Mustang	
		1. PAULO LIMA		H-1971	
		2. BRUNO LIMA			

1	1	3:19.519		1:28.756	38.080	1:12.683		3:19.519
2	1	2:10.736		27.182	33.828	1:09.726	194.3	5:30.255
3	1	2:00.536		24.575	32.090	1:03.871	211.0	7:30.791
4	1	2:15.216	B	27.534	33.756	1:13.926	185.5	9:46.007
5	1	5:14.954		3:39.429	32.303	1:03.222		15:00.961
6	1	2:00.739		25.907	31.720	1:03.112	183.0	17:01.700
7	1	1:59.886		25.315	31.529	1:03.042	199.6	19:01.586
8	1	2:00.044		24.857	31.877	1:03.310	200.3	21:01.630
9	1	2:44.269	B	31.938	48.453	1:23.878	161.1	23:45.899
10	1	3:54.147		2:04.806	37.505	1:11.836		27:40.046
11	1	2:07.093		26.095	33.836	1:07.162	197.4	29:47.139
12	1	2:02.944		25.591	32.417	1:04.936	196.7	31:50.083
13	1	2:02.045		25.530	32.129	1:04.386	190.6	33:52.128
14	1	2:27.189		29.867	34.127	1:23.195	169.2	36:19.317
15	1	2:29.687		39.571	39.233	1:10.883	94.1	38:49.004



**ESTORIL
CATERHAM
RACING
FESTIVAL**

18/20 Nov. 2022



HISTORIC ENDURANCE 250 Km CATERHAM RACING FESTIVAL 18, 19 e 20 NOVEMBRO 2 TREINOS CRONOMETRADOS

Sector Analysis

— Invalidated Lap ■ Personal Best ■ Session Best B Crossing the pit lane

Lap	D	Time	Sector 1	Sector 2	Sector 3	T.Sp	Elapsed	Lap	D	Time	Sector 1	Sector 2	Sector 3	T.Sp	Elapsed
16	1	1:59.321	24.985	31.748	1:02.588	203.6	40:48.325	10	1	2:02.867	25.115	32.968	1:04.784	202.1	27:12.368
17	1	2:13.874	27.734	32.933	1:13.207	167.4	43:02.199	11	1	2:20.655	28.809	39.419	1:12.427	170.8	29:33.023

317 **PIERO DAL MASO** PORSCHE 911 SWB
1.PIERO DAL MASO 3.JOSÉ CARVALHOSA GDS
2.NUNO NUNES

1	1	3:26.935	1:28.915	44.459	1:13.561		3:26.935
2	1	2:14.437	27.757	36.481	1:10.199	177.1	5:41.372
3	1	2:15.729	27.304	36.092	1:12.333	176.3	7:57.101
4	1	2:15.293	26.811	34.863	1:13.619	192.6	10:12.394
5	1	2:09.655	27.224	34.823	1:07.608	190.3	12:22.049
6	1	2:19.096B	26.752	34.759	1:17.585	195.7	14:41.145
7	1	4:21.206	2:36.211	36.682	1:08.313		19:02.351
8	1	2:10.840	26.894	36.465	1:07.481	182.7	21:13.191
9	1	2:36.604	33.713	43.273	1:19.618	111.7	23:49.795
10	1	2:15.451	27.044	39.986	1:08.421	179.1	26:05.246
11	1	2:10.065	26.753	35.743	1:07.569	181.8	28:15.311
12	1	2:10.548	27.309	35.754	1:07.485	184.8	30:25.859
13	1	2:10.230	26.977	35.908	1:07.345	186.4	32:36.089
14	1	2:09.328	26.415	35.610	1:07.303	185.8	34:45.417
15	1	2:53.612B	28.686	44.564	1:40.362	177.4	37:39.029
16	1	3:35.706	1:50.496	36.634	1:08.576		41:14.735
17	1	2:22.522B	27.276	35.680	1:19.566	176.3	43:37.257

327 **NUNO NUNES** PORSCHE 911 SWB
1.NUNO NUNES 3.JOSÉ CARVALHOSA GDS
2.PIERO DAL MASO

1	1	3:09.779	1:16.928	39.229	1:13.622		3:09.779
2	1	2:20.957	28.981	37.164	1:14.812	149.9	5:30.736
3	1	2:12.197	28.281	35.147	1:08.769	176.5	7:42.933
4	1	2:08.836	27.049	34.775	1:07.012	187.3	9:51.769
5	1	2:20.543B	27.073	34.828	1:18.642	191.9	12:12.312
6	1	4:01.596	2:17.613	36.178	1:07.805		16:13.908
7	1	2:10.359	27.279	34.934	1:08.146	192.6	18:24.267
8	1	2:12.122	27.177	35.917	1:09.028	194.6	20:36.389
9	1	2:33.763	26.731	46.470	1:20.562	194.3	23:10.152
10	1	2:08.010	26.752	34.654	1:06.604	197.1	25:18.162
11	1	2:08.263	26.896	34.702	1:06.665	192.3	27:26.425
12	1	2:12.467	27.634	34.709	1:10.124	182.7	29:38.892
13	1	2:07.857	26.601	34.467	1:06.789	197.4	31:46.749
14	1	2:08.363	26.237	34.542	1:07.584	201.8	33:55.112
15	1	2:30.854B	26.658	34.743	1:29.453	198.5	36:25.966
16	1	4:13.338	2:27.957	37.438	1:07.943		40:39.304
17	1	2:22.535B	26.855	34.741	1:20.939	197.1	43:01.839

523 **MAXIMILIEN HUBER** FOR ESCORT RS 2000
1.MAXIMILIEN HUBER H-1976

1	1	4:27.959	2:36.386	38.604	1:12.969		4:27.959
2	1	2:10.170	27.498	34.834	1:07.838	164.7	6:38.129
3	1	2:08.155	27.667	33.499	1:06.989	177.1	8:46.284
4	1	2:15.735B	26.218	33.420	1:16.097	187.0	11:02.019
5	1	5:20.539	3:40.160	34.041	1:06.338		16:22.558
6	1	2:05.560	25.967	33.502	1:06.091	191.9	18:28.118
7	1	2:05.675	26.743	33.321	1:05.611	176.8	20:33.793
8	1	2:32.308	27.810	47.126	1:17.372	151.3	23:06.101
9	1	2:03.400	25.390	33.042	1:04.968	201.0	25:09.501

545 **GUILLAUME HUBER** BMW 1600 TI
1.GUILLAUME HUBER H-1971

10	1	2:03.856	25.716	32.952	1:05.188	202.9	31:36.879
13	1	2:23.910B	30.097	35.631	1:18.182	161.5	34:00.789
14	1	5:11.100	3:22.483	41.076	1:07.541		39:11.889
15	1	2:07.144	25.605	33.448	1:08.091	200.3	41:19.033
16	1	2:26.347B	25.587	35.167	1:25.593	201.0	43:45.380
1	1	8:17.552					8:17.552
2	1	2:21.013					10:38.565
3	1	2:19.611					12:58.176
4	1	2:19.058					15:17.234
5	1	2:42.536B					17:59.770
6	1	6:02.941	3:30.899	49.947	1:42.095		24:02.711
7	1	2:23.256	30.277	38.016	1:14.963	177.7	26:25.967
8	1	2:19.320	29.435	36.617	1:13.268	178.5	28:45.287
9	1	2:20.207	29.588	37.560	1:13.059	177.7	31:05.494
10	1	2:16.909	28.383	36.297	1:12.229	180.3	33:22.403
11	1	2:37.273	28.400	36.576	1:32.297	179.7	35:59.676
12	1	2:51.718	43.546	49.504	1:18.668	85.6	38:51.394
13	1	2:23.132	30.852	37.838	1:14.442	179.7	41:14.526
14	1	2:30.465	29.279	40.763	1:20.423	178.5	43:44.991
15	1	3:06.310B	32.777	43.788	1:49.745	134.3	46:51.301