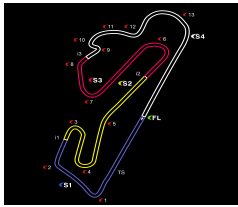




ESTORIL
CATERHAM
RACING
FESTIVAL



CATERHAM 420R PT+UK+FR 420R

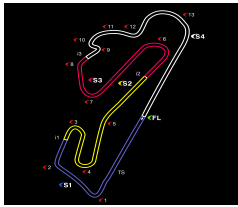
CATERHAM RACING FESTIVAL 18, 19 e 20 NOVEMBRO 2

FINAL RACE 2 2nd

Sector Analysis

— Invalidated Lap ■ Personal Best ■ Session Best B Crossing the pit lane

Lap	D	Time	Sector 1	Sector 2	Sector 3	Kph	Elapsed	Lap	D	Time	Sector 1	Sector 2	Sector 3	Kph	Elapsed		
5		TEAAM NUOORTE 1.J.J. MAGALHAES						CATERHAM 420R									
1	1	1:57.384	30.802	29.265	57.317	127.7	1:57.384	1	1	2:06.524	36.111	30.824	59.589	118.5	2:06.524		
2	1	1:49.908	23.324	29.487	57.097	136.4	3:47.292	2	1	1:51.944	23.881	29.473	58.590	133.9	3:58.468		
3	1	1:49.888	23.206	29.460	57.222	136.4	5:37.180	3	1	2:20.729	23.492	55.321	1:01.916	106.5	6:19.197		
4	1	1:50.487	23.745	29.518	57.224	135.6	7:27.667	4	1	1:59.300	24.141	30.163	1:04.996	125.6	8:18.497		
5	1	1:50.754	23.842	29.525	57.387	135.3	9:18.421	5	1	1:54.913	24.321	30.417	1:00.175	130.4	10:13.410		
6	1	1:49.266	22.975	29.329	56.962	137.2	11:07.687	6	1	1:53.165	23.951	30.212	59.002	132.4	12:06.575		
7	1	1:49.112	22.964	29.500	56.648	137.4	12:56.799	7	1	1:53.477	23.927	30.212	59.338	132.1	14:00.052		
8	1	1:49.659	23.151	29.471	57.037	136.7	14:46.458	8	1	1:53.843	24.104	30.349	59.390	131.6	15:53.895		
10		GIANFRANCO MOTORSPORT 1.J.P.C.COSTA						CATERHAM 420R									
1	1	2:04.018	35.291	29.858	58.869	120.8	2:04.018	1	1	1:58.350	31.469	29.274	57.607	126.6	1:58.350		
2	1	1:50.331	23.412	29.299	57.620	135.8	3:54.349	2	1	1:50.339	23.260	29.461	57.618	135.8	3:48.689		
3	1	1:50.222	23.079	29.195	57.948	136.0	5:44.571	3	1	1:49.901	23.044	29.362	57.495	136.4	5:38.590		
4	1	1:52.590	23.663	30.586	58.341	133.1	7:31.180	4	1	1:52.590	23.663	30.586	58.341	133.1	7:31.180		
5	1	1:50.243	23.081	29.495	57.667	135.9	9:21.423	5	1	1:50.243	23.081	29.495	57.667	135.9	9:21.423		
6	1	1:49.967	23.107	29.695	57.165	136.3	11:11.390	6	1	1:49.967	23.107	29.695	57.165	136.3	11:11.390		
7	1	1:50.055	22.978	29.482	57.595	136.2	13:01.445	7	1	1:50.055	22.978	29.482	57.595	136.2	13:01.445		
8	1	1:51.082	23.528	29.596	57.958	134.9	14:52.527	8	1	1:51.082	23.528	29.596	57.958	134.9	14:52.527		
12		BCM SPORTS 1.JOSE KOI ALMEIDA						CATERHAM 420R GENT									
1	1	2:05.536	35.484	30.576	59.476	119.4	2:05.536	1	1	2:06.277	35.725	30.717	59.835	118.7	2:06.277		
2	1	1:50.996	23.329	29.625	58.042	135.0	3:56.532	2	1	1:53.828	24.774	30.105	58.949	131.7	4:00.105		
3	1	1:51.983	23.566	30.068	58.349	133.8	5:48.515	3	1	1:55.259	24.368	31.301	59.590	130.0	5:55.364		
4	1	1:51.063	23.238	29.746	58.079	134.9	7:39.578	4	1	1:54.744	24.368	30.338	1:00.038	130.6	7:50.108		
5	1	1:51.443	23.251	29.989	58.203	134.5	9:31.021	5	1	1:53.743	24.106	30.141	59.496	131.8	9:43.851		
6	1	1:50.997	23.103	29.643	58.251	135.0	11:22.018	6	1	1:52.271	23.514	29.683	59.074	133.5	11:36.122		
7	1	1:51.086	23.269	29.935	57.882	134.9	13:13.104	7	1	1:52.730	23.878	29.938	58.914	132.9	13:28.852		
8	1	1:51.109	23.085	29.773	58.251	134.9	15:04.213	8	1	1:52.073	23.869	29.585	58.619	133.7	15:20.925		
13		CRM MOTORSPORT 1.BRUNO KNUDSEN 2.LOURENCO R MAGALHAES						CATERHAM 420R GENT									
1	2	2:03.877	35.013	29.974	58.890	121.0	2:03.877	1	1	2:01.434	34.654	29.689	57.091	123.4	2:01.434		
2	2	1:50.971	23.710	29.848	57.413	135.1	3:54.848	2	1	1:48.594	22.692	29.149	56.753	138.0	3:50.028		
3	2	1:50.285	23.309	29.746	57.230	135.9	5:45.133	3	1	1:49.333	22.883	29.391	57.059	137.1	5:39.361		
4	2	1:52.502	24.357	29.376	58.769	133.2	7:37.635	4	1	1:48.784	22.970	29.511	56.303	137.8	7:28.145		
5	2	1:50.895	23.396	29.718	57.781	135.1	9:28.530	5	1	1:49.534	22.779	29.363	57.392	136.8	9:17.679		
6	2	1:50.315	23.325	29.792	57.198	135.9	11:18.845	6	1	1:49.186	22.957	29.194	57.035	137.3	11:06.865		
7	2	1:50.662	22.899	29.939	57.824	135.4	13:09.507	7	1	1:49.081	22.802	29.372	56.907	137.4	12:55.946		
8	2	1:51.286	23.066	29.731	58.489	134.7	15:00.793	8	1	1:49.725	23.242	29.436	57.047	136.6	14:45.671		
16		CCF 1.HUOT HAROLD						CATERHAM 420R									
1	1	2:00.001	33.369	29.165	57.467	124.9	2:00.001	1	1	1:58.076	31.155	29.162	57.759	126.9	1:58.076		
2	1	1:50.131	22.806	29.655	57.670	136.1	3:50.132	2	1	1:49.643	23.237	29.142	57.264	136.7	3:47.719		
3	1	1:50.742	23.082	29.574	58.086	135.3	5:40.874	3	1	1:49.585	23.095	29.146	57.344	136.8	5:37.304		
4	1	1:50.481	23.231	29.251	57.999	135.7	7:31.355	4	1	1:50.627	23.857	29.571	57.199	135.5	7:27.931		
5	1	1:50.744	23.735	29.192	57.817	135.3	9:22.099										
6	1	1:49.907	22.986	29.732	57.189	136.4	11:12.006										
7	1	1:48.768	22.785	29.138	56.845	137.8	13:00.774										
8	1	1:48.275	22.777	29.026	56.472	138.4	14:49.049										
17		ADESS 1.FERNANDO COSTA						CATERHAM 420R GENT									
1	1	2:06.524	36.111	30.824	59.589	118.5	2:06.524	1	1	1:58.350	31.469	29.274	57.607	126.6	1:58.350		
2	1	1:51.944	23.881	29.473	58.590	133.9	3:58.468	2	1	1:50.339	23.260	29.461	57.618	135.8	3:48.689		
3	1	2:20.729	23.492	55.321	1:01.916	106.5	6:19.197	3	1	1:49.901	23.044	29.362	57.495	136.4	5:38.590		
4	1	1:59.300	24.141	30.163	1:04.996	125.6	8:18.497	4	1	1:52.590	23.663	30.586	58.341	133.1	7:31.180		
5	1	1:54.913	24.321	30.417	1:00.175	130.4	10:13.410	5	1	1:50.243	23.081	29.495	57.667	135.9	9:21.423		
6	1	1:53.165	23.951	30.212	59.002	132.4	12:06.575	6	1	1:49.967	23.107	29.695	57.165	136.3	11:11.390		
7	1	1:53.477	23.927	30.212	59.338	132.1	14:00.052	7	1	1:50.055	22.978	29.482	57.595	136.2	13:01.445		
8	1	1:53.843	24.104	30.349	59.390	131.6	15:53.895	8	1	1:51.082	23.528	29.596	57.958	134.9	14:52.527		
19		TEAAM NUOORTE 1.DUARTE LISBOA						CATERHAM 420R									
1	1	1:58.350	31.469	29.274	57.607	126.6	1:58.350	1	1	2:06.277	35.725	30.717	59.835	118.7	2:06.277		
2	1	1:50.339	23.260	29.461	57.618	135.8	3:48.689	2	1	1:53.828	24.774	30.105	58.949	131.7	4:00.105		
3	1	1:49.901	23.044	29.362	57.495	136.4	5:38.590	3	1	1:55.259	24.368	31.301	59.590	130.0	5:55.364		
4	1	1:52.590	23.663	30.586	58.341	133.1	7:31.180	4	1	1:54.744	24.368	30.338	1:00.038	130.6	7:50.108		
5	1	1:50.243	23.081	29.495	57.667	135.9	9:21.423	5	1	1:53.743	24.106	30.141	59.496	131.8	9:43.851		
6	1	1:49.967	23.107	29.695	57.165	136.3	11:11.390	6	1	1:52.271	23.514	29.683	59.074	133.5	11:36.122		
7	1	1:50.055	22.978	29.482	57.595	136.2	13:01.445	7	1	1:52.730	23.878	29.938	58.914	132.9	13:28.852		
8	1	1:51.082	23.528	29.596	57.958	134.9	14:52.527	8	1	1:52.073	23.869	29.585	58.619	133.7	15:20.925		
27		CRM MOTORSPORT 1.IVO PRATA						CATERHAM 420R GENT									
1	1	2:06.277	35.725	30.717	59.835	118.7	2:06.277	1	1	2:01.434	34.654	29.689	57.091	123.4	2:01.434		
2	1	1:53.828	24.774	30.105	58.949	131.7	4:00.105	2	1	1:48.594	22.692	29.149	56.753	138.0	3:50.028		
3	1	1:55.259	24.368	31.301													



CATERHAM 420R PT+UK+FR 420R

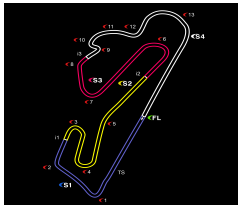
CATERHAM RACING FESTIVAL 18, 19 e 20 NOVEMBRO 2

FINAL RACE 2 2nd

Sector Analysis

— Invalidated Lap ■ Personal Best ■ Session Best B Crossing the pit lane

Lap	D	Time	Sector 1	Sector 2	Sector 3	Kph	Elapsed	Lap	D	Time	Sector 1	Sector 2	Sector 3	Kph	Elapsed								
38	ADESS 1.RICARDO PEDROSA CATERHAM 420R GENT							1	1	1:50.120	23.367	29.228	57.525	136.1	9:18.051	1	1	1:59.216	32.527	29.509	57.180	125.7	1:59.216
	6	1	1:49.279	23.142	29.105	57.032	137.1	11:07.330	2	1	1:50.164	22.930	29.544	57.690	136.0	3:49.380							
	7	1	1:48.898	23.150	29.204	56.544	137.6	12:56.228	3	1	1:49.534	23.178	29.444	56.912	136.8	5:38.914							
	8	1	1:49.384	22.803	29.629	56.952	137.0	14:45.612	4	1	1:50.155	22.967	30.174	57.014	136.1	7:29.069							
	5	1	1:49.729	22.908	29.657	57.164	136.6	9:18.798	5	1	1:49.729	22.908	29.657	57.164	136.6	9:18.798							
	6	1	1:50.121	22.910	29.454	57.757	136.1	11:08.919	6	1	1:50.121	22.910	29.454	57.757	136.1	11:08.919							
	7	1	1:49.961	22.859	29.737	57.365	136.3	12:58.880	7	1	1:49.961	22.859	29.737	57.365	136.3	12:58.880							
	8	1	1:50.007	22.714	29.494	57.799	136.2	14:48.887	8	1	1:50.007	22.714	29.494	57.799	136.2	14:48.887							
81	BCM SPORTS 1.ANDRE MATOS CATERHAM 420R GENT							1	1	2:01.113	33.988	29.684	57.441	123.7	2:01.113	1	1	2:01.113	33.988	29.684	57.441	123.7	2:01.113
	2	1	1:50.276	22.948	29.598	57.730	135.9	3:52.798	2	1	1:50.563	23.402	29.475	57.686	135.5	3:51.676							
	3	1	1:51.206	23.036	30.228	57.942	134.8	5:44.004	3	1	1:49.999	23.287	29.590	57.122	136.2	5:41.675							
	4	1	1:49.500	22.860	29.539	57.101	136.9	7:33.504	4	1	1:50.125	23.126	29.454	57.545	136.1	7:31.800							
	5	1	1:50.881	23.019	29.382	58.480	135.2	9:24.385	5	1	1:50.663	23.457	29.446	57.760	135.4	9:22.463							
	6	1	1:49.987	22.980	29.594	57.413	136.3	11:14.372	6	1	1:50.517	22.836	29.603	58.078	135.6	11:12.980							
	7	1	1:50.581	23.630	29.429	57.522	135.5	13:04.953	7	1	1:49.890	23.049	29.656	57.185	136.4	13:02.870							
	8	1	1:49.305	22.768	29.297	57.240	137.1	14:54.258	8	1	1:50.197	23.399	29.331	57.467	136.0	14:53.067							
47	CRM MOTORSPORT 1.PIERO DAL MASO 2.GUILHERME DAL MASO CATERHAM 420R GENT							1	2	2:00.087	32.802	29.786	57.499	124.8	2:00.087	1	1	2:02.006	33.485	30.260	58.261	122.8	2:02.006
	2	2	1:50.201	23.368	29.628	57.205	136.0	3:50.288	2	1	1:50.571	23.087	29.556	57.928	135.5	3:52.577							
	3	2	1:50.227	23.037	29.566	57.624	136.0	5:40.515	3	1	1:52.029	23.013	30.544	58.472	133.8	5:44.606							
	4	2	1:50.686	23.051	29.485	58.150	135.4	7:31.201	4	1	1:50.714	23.421	29.383	57.910	135.4	5:39.357							
	5	2	1:50.326	23.351	29.407	57.568	135.8	9:21.527	4	1	1:51.522	23.352	29.939	58.231	134.4	7:30.879							
	6	2	1:49.932	23.129	29.734	57.069	136.3	11:11.459	5	1	1:50.368	22.929	29.412	58.027	135.8	9:21.247							
	7	2	1:49.935	23.180	29.541	57.214	136.3	13:01.394	6	1	1:49.630	22.808	29.435	57.387	136.7	11:10.877							
	8	2	1:50.507	23.516	29.400	57.591	135.6	14:51.901	7	1	1:49.374	22.689	29.190	57.495	137.0	13:00.251							
67	MCMILLAN MOTORSPORT 1.ANDREW CONOLLY CATERHAM 420R							1	1	1:59.942	32.435	29.899	57.608	125.0	1:59.942	8	1	1:49.761	22.666	29.347	57.748	136.5	14:50.012
	2	1	1:51.316	23.314	29.852	58.150	134.6	3:51.258	1	1	1:57.654	30.662	29.314	57.678	127.4	1:57.654							
	3	1	1:50.425	23.388	29.391	57.646	135.7	5:41.683	2	1	1:50.989	23.380	29.363	58.246	135.0	3:48.643							
	4	1	1:50.929	23.280	29.727	57.922	135.1	7:32.612	3	1	1:50.714	23.421	29.383	57.910	135.4	5:39.357							
	5	1	1:51.118	23.150	29.528	58.440	134.9	9:23.730	4	1	1:51.522	23.352	29.939	58.231	134.4	7:30.879							
	6	1	1:50.678	23.133	29.418	58.127	135.4	11:14.408	5	1	1:50.368	22.929	29.412	58.027	135.8	9:21.247							
	7	1	1:50.107	23.233	29.284	57.590	136.1	13:04.515	6	1	1:49.630	22.808	29.435	57.387	136.7	11:10.877							
	8	1	1:49.375	22.938	29.255	57.182	137.0	14:53.890	7	1	1:49.374	22.689	29.190	57.495	137.0	13:00.251							
68	MCMILLAN MOTORSPORT 1.IAN DYBLE CATERHAM 420R							1	1	2:02.956	34.292	30.060	58.604	121.9	2:02.956	1	1	2:06.433	36.200	30.685	59.548	118.5	2:06.433
	2	1	1:50.467	22.977	29.413	58.077	135.7	3:53.423	2	1	1:51.853	23.556	29.728	58.569	134.0	3:58.286							
	3	1	1:51.069	23.266	29.686	58.117	134.9	5:44.492	3	1	1:56.076	23.887	33.263	58.926	129.1	5:54.362							
	4	1	1:53.117	23.669	29.883	59.565	132.5	7:37.609	4	1	1:52.837	23.504	29.689	59.644	132.8	7:47.199							
	5	1	1:51.868	23.807	29.806	58.255	134.0	9:29.477	5	1	1:52.504	23.613	29.774	59.117	133.2	9:39.703							
	6	1	1:50.877	23.613	29.747	57.517	135.2	11:20.354	6	1	1:52.324	23.558	29.801	58.965	133.4	11:32.027							
	7	1	1:50.505	23.184	29.412	57.909	135.6	13:10.859	7	1	1:52.597	24.097	29.941	58.559	133.1	13:24.624							
	8	1	1:50.453	23.094	29.574	57.785	135.7	15:01.312	8	1	1:52.663	23.827	30.119	58.717	133.0	15:17.287							
72	CRM MOTORSPORT 1.MICO MINEIRO CATERHAM 420R GENT							1	2	2:03.540	34.400	30.045	59.095	121.3	2:03.540	1	1	2:03.540	34.400	30.045	59.095	121.3	2:03.540
								2	2	2:03.540	34.400	30.045	59.095	121.3	2:03.540								
110	LFP MOTORSPORT 1.GARY LAPIDUS CATERHAM 420R							1	1	1:57.654	30.662	29.314	57.678	127.4	1:57.654	1	1	1:57.654	30.662	29.314	57.678	127.4	1:57.654
	2	1	1:50.989	23.380	29.363	58.246	135.0	3:48.643	2	1	1:50.989	23.380	29.363	58.246	135.0	3:48.643							
	3	1	1:50.714	23.421	29.383	57.910	135.4	5:39.357	3	1	1:50.714	23.421	29.383	57.910	135.4	5:39.357							
	4	1	1:51.522	23.352	29.939	58.231	134.4	7:30.879	4	1	1:51.522	23.352	29.939	58.231	134.4	7:30.879							
	5	1	1:50.368	22.929	29.412	58.027	135.8	9:21.247	5	1	1:50.368	22.929	29.412	58.027	135.8	9:21.247							
	6	1	1:49.630	22.808	29.435	57.387	136.7	11:10.877	6	1	1:49.630	22.808	29.435	57.387	136.7	11:10.877							
	7	1	1:49.374	22.689	29.190	57.495	137.0	13:00.251	7	1	1:49.374	22.689	29.190	57.495	137.0	13:00.251							
	8	1	1:49.761	22.666	29.347	57.748	136.5	14:50.012	8	1	1:49.761	22.666	29.347	57.748	136.5	14:50.012							
112	LFP MOTORSPORT 1.GARY CURTIS CATERHAM 420R							1	1	2:06.433	36.200	30.685	59.548	118.5	2:06.433	1	1	2:06.433	36.200	30.685	59.548	118.5	2:06.433
	2	1	1:51.853	23.556	29.728	58.569	134.0	3:58.286	2	1	1:51.853	23.556	29.728	58.569	134.0	3:58.286							
	3	1	1:56.076	23.887	33.263	58.926	129.1	5:54.362	3	1	1:56.076	23.887	33.263	58.926	129.1	5:54.362							
	4	1	1:52.837	23.504	29.689	59.644	132.8	7:47.199	4	1	1:52.837	23.504	29.689	59.644	132.8	7:47.199							
	5	1	1:52.504	23.613	29.774	59.117	133.2	9:39.703	5	1	1:52.504	23.613	29.774	59.117	133.2	9:39.703							
	6	1	1:52.324	23.558	29.801	58.965	133.4	11:32.027	6	1	1:52.324	23.558	29.801	58.965	133.4	11:32.027							
	7	1	1:52.597	24.097	29.941	58.559	133.1	13:24.624	7	1	1:52.597	24.097	29.941	58.559	133.1	13:24.624							
	8	1	1:52.663	23.827	30.119	58.717	133.0	15:17.287	8	1	1:52.663	23.827	30.119	58.717	133.0	15:17.287							
117	SPY MOTORSPORT 1.PAUL O'REILLY 2.ROBIN ELIS CATERHAM 420R							1	2	2:03.540	34.400	30.045	59.095	121.3	2:03.540	1	2	2:03.540	34.400	30.045	59.095	121.3	2:03.540
								2	2	2:03.540	34.400	30.045	59.095	121.3	2:03.540								



CATERHAM 420R PT+UK+FR 420R

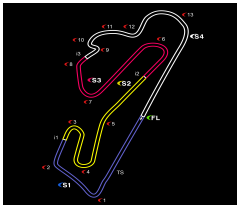
CATERHAM RACING FESTIVAL 18, 19 e 20 NOVEMBRO 2

FINAL RACE 2 2nd

Sector Analysis

— Invalidated Lap ■ Personal Best ■ Session Best B Crossing the pit lane

Lap	D	Time	Sector 1	Sector 2	Sector 3	Kph	Elapsed	Lap	D	Time	Sector 1	Sector 2	Sector 3	Kph	Elapsed
134 TFL RACING CATERHAM 420R 1.IAN COWLEY															
2	2	1:50.814	23.093	29.904	57.817	135.2	3:54.354								
3	2	1:50.786	23.604	29.191	57.991	135.3	5:45.140								
4	2	1:52.354	24.133	29.458	58.763	133.4	7:37.494								
5	2	1:51.008	23.348	29.638	58.022	135.0	9:28.502								
6	2	1:50.233	23.124	29.425	57.684	136.0	11:18.735								
7	2	1:51.219	23.409	29.694	58.116	134.8	13:09.954								
8	2	1:58.951	22.858	29.560	1:06.533	126.0	15:08.905								
155 INDEPENDENT CATERHAM 420R 1.RUSS OLIVANT															
1	1	2:00.778	33.122	30.077	57.579	124.1	2:00.778								
2	1	1:50.488	23.072	29.954	57.462	135.6	3:51.266								
3	1	1:49.931	22.900	29.350	57.681	136.3	5:41.197								
4	1	1:50.524	23.332	29.462	57.730	135.6	7:31.721								
5	1	1:51.269	23.735	29.596	57.938	134.7	9:22.990								
6	1	1:50.968	22.898	29.652	58.418	135.1	11:13.958								
7	1	1:50.159	23.392	29.408	57.359	136.0	13:04.117								
8	1	1:49.151	22.906	29.327	56.918	137.3	14:53.268								
172 MCMILAN MOTORSPORT CATERHAM 420R 1.MARTIN AMISON															
1	1	2:04.933	35.295	30.473	59.165	120.0	2:04.933								
2	1	1:51.365	23.614	29.665	58.086	134.6	3:56.298								
3	1	1:50.632	23.547	29.413	57.672	135.5	5:46.930								
4	1	1:51.391	23.157	29.605	58.629	134.5	7:38.321								
5	1	1:51.917	23.623	30.572	57.722	133.9	9:30.238								
6	1	1:51.218	23.280	29.968	57.970	134.8	11:21.456								
7	1	1:51.043	23.434	29.809	57.800	135.0	13:12.499								
8	1	1:50.787	23.099	29.545	58.143	135.3	15:03.286								
203 IND CATERHAM 420R 1. DALLOIS EMMANUEL															
1	1	1:59.203	32.335	29.492	57.376	125.7	1:59.203								
2	1	1:50.275	23.425	29.601	57.249	135.9	3:49.478								
3	1	1:50.269	23.230	29.599	57.440	135.9	5:39.747								
4	1	1:49.721	23.141	29.585	56.995	136.6	7:29.468								
5	1	1:49.717	22.784	29.534	57.399	136.6	9:19.185								
6	1	1:49.556	22.909	29.190	57.457	136.8	11:08.741								
7	1	1:48.334	23.209	28.909	56.216	138.3	12:57.075								
8	1	1:48.954	22.669	29.165	57.120	137.6	14:46.029								
221 CCF CATERHAM 420R GENT 1. BOSSI SYLVIO															
1	1	2:07.459	37.385	30.545	59.529	117.6	2:07.459								
2	1	1:52.677	24.159	29.920	58.598	133.0	4:00.136								
3	1	1:55.318	23.751	32.020	59.547	130.0	5:55.454								
4	1	1:52.390	24.020	29.960	58.410	133.3	7:47.844								
5	1	1:52.263	23.750	29.960	58.553	133.5	9:40.107								
6	1	1:51.998	24.002	29.621	58.375	133.8	11:32.105								
7	1	1:52.495	23.715	29.865	58.915	133.2	13:24.600								
8	1	1:52.578	24.380	29.674	58.524	133.1	15:17.178								
225 CCF CATERHAM 420R GENT 1. MASSOUTRE OLIVIER															
1	1	2:03.965	35.008	30.300	58.657	120.9	2:03.965								
2	1	1:50.062	23.151	29.512	57.399	136.2	3:54.027								
3	1	1:49.695	23.156	29.177	57.362	136.6	5:43.722								
4	1	1:49.256	22.932	29.117	57.207	137.2	7:32.978								
5	1	1:50.408	23.437	29.290	57.681	135.7	9:23.386								
6	1	1:50.101	22.805	29.585	57.711	136.1	11:13.487								
7	1	1:48.998	22.850	29.397	56.751	137.5	13:02.485								
8	1	1:49.388	22.942	29.330	57.116	137.0	14:51.873								
232 CCF CATERHAM 420R 1. MIGNATELLI ARNAUD															
1	1	1:58.433	32.143	28.975	57.315	126.5	1:58.433								
2	1	1:50.629	23.436	29.534	57.659	135.5	3:49.062								
3	1	1:50.756	23.665	29.908	57.183	135.3	5:39.818								
4	1	1:50.119	23.273	29.826	57.020	136.1	7:29.937								
5	1	1:50.268	22.833	29.373	58.062	135.9	9:20.205								
6	1	1:48.869	22.762	29.402	56.705	137.7	11:09.074								
7	1	1:49.222	23.078	29.437	56.707	137.2	12:58.296								
8	1	1:48.149	22.626	29.034	56.489	138.6	14:46.445								
233 CCF CATERHAM 420R 1. DELAISSE CLEMENT															
1	1	2:04.647	34.487	30.507	59.653	120.2	2:04.647								
2	1	1:51.302	23.411	29.469	58.422	134.6	3:55.949								
3	1	1:50.545	23.297	28.955	58.293	135.6	5:46.494								
4	1	1:51.164	23.261	29.351	58.552	134.8	7:37.658								
5	1	1:51.805	24.033	29.746	58.026	134.0	9:29.463								
6	1	1:50.337	22.970	29.465	57.902	135.8	11:19.800								
7	1	1:50.406	22.900	29.452	58.054	135.7	13:10.206								
8	1	1:50.505	22.977	29.510	58.018	135.6	15:00.711								
269 CCF CATERHAM 420R 1. QUETAUD PHILIPPE															
1	1	2:01.421	33.796	29.708	57.917	123.4	2:01.421								
2	1	1:50.698	23.557	29.434	57.707	135.4	3:52.119								
3	1	1:50.044	23.199	29.874	56.971	136.2	5:42.163								
4	1	1:50.428	23.246	29.518	57.664	135.7	7:32.591								



CATERHAM 420R PT+UK+FR 420R CATERHAM RACING FESTIVAL 18, 19 e 20 NOVEMBRO 2 FINAL RACE 2 2nd

Sector Analysis

— Invalidated Lap ■ Personal Best ■ Session Best B Crossing the pit lane

Lap	D	Time	Sector 1	Sector 2	Sector 3	Kph	Elapsed	Lap	D	Time	Sector 1	Sector 2	Sector 3	Kph	Elapsed
5	1	1:51.217	23.532	29.387	58.298	134.8	9:23.808								
6	1	1:50.225	23.354	29.308	57.563	136.0	11:14.033								
7	1	1:48.910	23.021	29.163	56.726	137.6	13:02.943								
8	1	1:49.604	22.989	29.288	57.327	136.7	14:52.547								