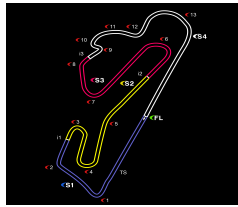




ESTORIL
CATERHAM
RACING
FESTIVAL

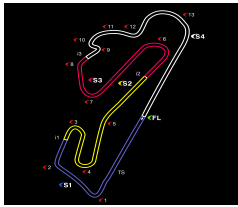


CATERHAM 420R PT+UK+FR 420R CATERHAM RACING FESTIVAL 18, 19 e 20 NOVEMBRO 2 FINAL RACE 1 2nd

Sector Analysis

— Invalidated Lap ■ Personal Best ■ Session Best B Crossing the pit lane

| Lap | D | Time | Sector 1 | Sector 2 | Sector 3 | Kph | Elapsed | Lap | D | Time | Sector 1 | Sector 2 | Sector 3 | Kph | Elapsed | | |
|-----------|---|--------------------|-----------------|---------------|---------------|---------------|---------|-----------|-----------|---|--------------------|-----------------|---------------|---------------|---------------|-------|-----------|
| 3 | IND 1. DALLOIS EMMANUEL | CATERHAM 420R | | | | | | | 17 | ADESS 1. FERNANDO COSTA | CATERHAM 420R GENT | | | | | | |
| | | 1 | 1:58.368 | 29.947 | 30.523 | 57.898 | 126.6 | 1:58.368 | | | 1 | 2:06.000 | 35.788 | 30.240 | 59.972 | 118.9 | 2:06.000 |
| | | 2 | 1:49.996 | 23.135 | 29.636 | 57.225 | 136.2 | 3:48.364 | | | 2 | 1:53.243 | 23.975 | 30.342 | 58.926 | 132.3 | 3:59.243 |
| | | 3 | 1:49.685 | 22.874 | 29.089 | 57.722 | 136.6 | 5:38.049 | | | 3 | 1:52.796 | 23.781 | 30.510 | 58.505 | 132.9 | 5:52.039 |
| | | 4 | 2:55.696 | 23.183 | 31.167 | 2:01.346 | 85.3 | 8:33.745 | | | 4 | 2:57.222 | 24.067 | 30.951 | 2:02.204 | 84.6 | 8:49.261 |
| | | 5 | 3:18.446 | 55.127 | 58.045 | 1:25.274 | 75.5 | 11:52.191 | | | 5 | 3:11.961 | 53.893 | 1:01.613 | 1:16.455 | 78.1 | 12:01.222 |
| | | 6 | 1:50.461 | 23.560 | 29.089 | 57.812 | 135.7 | 13:42.652 | | | 6 | 1:51.610 | 23.481 | 29.562 | 58.567 | 134.3 | 13:52.832 |
| | | 7 | 1:49.385 | 22.909 | 29.146 | 57.330 | 137.0 | 15:32.037 | | | 7 | 1:54.322 | 24.057 | 29.884 | 1:00.381 | 131.1 | 15:47.154 |
| | | 8 | 1:49.805 | 23.207 | 28.883 | 57.715 | 136.5 | 17:21.842 | | | 8 | 1:54.101 | 24.869 | 30.090 | 59.142 | 131.3 | 17:41.255 |
| | | 9 | 1:50.041 | 23.055 | 29.464 | 57.522 | 136.2 | 19:11.883 | | | 9 | 1:53.144 | 23.419 | 30.280 | 59.445 | 132.5 | 19:34.399 |
| | | 10 | 1:49.345 | 22.995 | 29.461 | 56.889 | 137.1 | 21:01.228 | | | 10 | 1:52.590 | 23.731 | 29.920 | 58.939 | 133.1 | 21:26.989 |
| 5 | TEAAM NUOORTE 1. J. J MAGALHAES | CATERHAM 420R | | | | | | | 19 | TEAAM NUOORTE 1. DUARTE LISBOA | CATERHAM 420R | | | | | | |
| | | 1 | 1:57.207 | 30.477 | 29.597 | 57.133 | 127.9 | 1:57.207 | | | 1 | 2:01.636 | 32.445 | 30.577 | 58.614 | 123.2 | 2:01.636 |
| | | 2 | 1:49.313 | 23.114 | 29.375 | 56.824 | 137.1 | 3:46.520 | | | 2 | 1:52.416 | 24.145 | 30.621 | 57.650 | 133.3 | 3:54.052 |
| | | 3 | 1:50.135 | 22.739 | 29.732 | 57.664 | 136.1 | 5:36.655 | | | 3 | 1:50.481 | 23.005 | 29.405 | 58.071 | 135.7 | 5:44.533 |
| | | 4 | 2:53.644 | 23.153 | 31.002 | 1:59.489 | 86.3 | 8:30.299 | | | 4 | 2:57.294 | 23.040 | 30.473 | 2:03.781 | 84.5 | 8:41.827 |
| | | 5 | 3:19.812 | 56.044 | 57.571 | 1:26.197 | 75.0 | 11:50.111 | | | 5 | 3:14.195 | 54.449 | 59.756 | 1:19.990 | 77.2 | 11:56.022 |
| | | 6 | 1:50.095 | 23.253 | 29.647 | 57.195 | 136.1 | 13:40.206 | | | 6 | 1:50.138 | 22.934 | 29.652 | 57.552 | 136.1 | 13:46.160 |
| | | 7 | 1:49.524 | 22.964 | 29.721 | 56.839 | 136.8 | 15:29.730 | | | 7 | 1:50.433 | 22.998 | 29.504 | 57.931 | 135.7 | 15:36.593 |
| | | 8 | 1:49.240 | 22.968 | 29.457 | 56.815 | 137.2 | 17:18.970 | | | 8 | 1:50.640 | 23.228 | 29.332 | 58.080 | 135.5 | 17:27.233 |
| | | 9 | 1:50.242 | 23.188 | 29.566 | 57.488 | 135.9 | 19:09.212 | | | 9 | 1:50.836 | 23.322 | 29.747 | 57.767 | 135.2 | 19:18.069 |
| | | 10 | 1:50.239 | 23.163 | 29.567 | 57.509 | 135.9 | 20:59.451 | | | 10 | 1:49.993 | 22.926 | 29.341 | 57.726 | 136.3 | 21:08.062 |
| 10 | GIANFRANCO MOTORSPORT 1. J.P C.COSTA | CATERHAM 420R | | | | | | | 27 | CRM MOTORSPORT 1. IVO PRATA | CATERHAM 420R GENT | | | | | | |
| | | 1 | 1:57.294 | 30.119 | 30.112 | 57.063 | 127.8 | 1:57.294 | | | 1 | 2:02.642 | 33.369 | 30.241 | 59.032 | 122.2 | 2:02.642 |
| | | 2 | 1:49.882 | 23.361 | 29.935 | 56.586 | 136.4 | 3:47.176 | | | 2 | 1:52.686 | 23.708 | 30.379 | 58.599 | 133.0 | 3:55.328 |
| | | 3 | 1:49.846 | 22.893 | 29.271 | 57.682 | 136.4 | 5:37.022 | | | 3 | 1:51.351 | 23.521 | 29.457 | 58.373 | 134.6 | 5:46.679 |
| | | 4 | 2:54.004 | 23.659 | 30.396 | 1:59.949 | 86.1 | 8:31.026 | | | 4 | 2:56.942 | 23.918 | 30.358 | 2:02.666 | 84.7 | 8:43.621 |
| | | 5 | 3:19.142 | 55.889 | 58.047 | 1:25.206 | 75.3 | 11:50.168 | | | 5 | 3:13.253 | 53.992 | 1:00.468 | 1:18.793 | 77.6 | 11:56.874 |
| | | 6 | 1:49.304 | 23.015 | 29.360 | 56.929 | 137.1 | 13:39.472 | | | 6 | 1:50.818 | 23.369 | 29.634 | 57.815 | 135.2 | 13:47.692 |
| | | 7 | 1:48.956 | 23.103 | 29.016 | 56.837 | 137.5 | 15:28.428 | | | 7 | 1:51.610 | 23.813 | 29.605 | 58.192 | 134.3 | 15:39.302 |
| | | 8 | 1:48.151 | 22.484 | 29.282 | 56.385 | 138.6 | 17:16.579 | | | 8 | 1:52.420 | 23.889 | 30.497 | 58.034 | 133.3 | 17:31.722 |
| | | 9 | 1:48.617 | 22.802 | 29.205 | 56.610 | 138.0 | 19:05.196 | | | 9 | 1:52.375 | 23.880 | 29.792 | 58.703 | 133.4 | 19:24.097 |
| | | 10 | 1:49.982 | 23.694 | 29.323 | 56.965 | 136.3 | 20:55.178 | | | 10 | 1:52.838 | 23.796 | 30.618 | 58.424 | 132.8 | 21:16.935 |
| 12 | BCM SPORTS 1. JOSE KOI ALMEIDA | CATERHAM 420R GENT | | | | | | | 31 | TEILLAIS FLORIAN 1. TEILLAIS FLORIAN | CATERHAM 420R | | | | | | |
| | | 1 | 2:03.056 | 33.875 | 30.509 | 58.672 | 121.8 | 2:03.056 | | | 1 | 1:59.094 | 30.444 | 30.206 | 58.444 | 125.8 | 1:59.094 |
| | | 2 | 1:52.503 | 23.995 | 30.174 | 58.334 | 133.2 | 3:55.559 | | | 2 | 1:50.172 | 22.871 | 29.792 | 57.509 | 136.0 | 3:49.266 |
| | | 3 | 1:52.123 | 23.618 | 30.009 | 58.496 | 133.7 | 5:49.682 | | | 3 | 1:49.912 | 23.182 | 29.293 | 57.437 | 136.4 | 5:39.178 |
| | | 4 | 2:57.880 | 23.917 | 30.461 | 2:03.502 | 84.3 | 8:45.562 | | | 4 | 2:55.235 | 22.958 | 30.967 | 2:01.310 | 85.5 | 8:34.413 |
| | | 5 | 3:12.738 | 53.869 | 59.927 | 1:18.942 | 77.8 | 11:58.300 | | | 5 | 3:17.817 | 55.244 | 58.313 | 1:24.260 | 75.8 | 11:52.230 |
| | | 6 | 1:50.548 | 23.164 | 29.486 | 57.898 | 135.6 | 13:48.848 | | | 6 | 1:49.072 | 23.012 | 29.255 | 56.805 | 137.4 | 13:41.302 |
| | | 7 | 1:51.559 | 23.243 | 29.800 | 58.516 | 134.3 | 15:40.407 | | | 7 | 1:49.329 | 23.279 | 29.178 | 56.872 | 137.1 | 15:30.631 |
| | | 8 | 1:51.743 | 23.369 | 30.018 | 58.356 | 134.1 | 17:32.150 | | | 8 | 1:49.275 | 22.829 | 29.146 | 57.300 | 137.1 | 17:19.906 |
| | | 9 | 1:51.913 | 23.747 | 29.853 | 58.313 | 133.9 | 19:24.063 | | | 9 | 1:49.160 | 22.875 | 28.976 | 57.309 | 137.3 | 19:09.066 |
| | | 10 | 1:52.810 | 23.350 | 30.105 | 59.355 | 132.8 | 21:16.873 | | | 10 | 1:50.431 | 23.466 | 29.422 | 57.543 | 135.7 | 20:59.497 |



CATERHAM 420R PT+UK+FR 420R

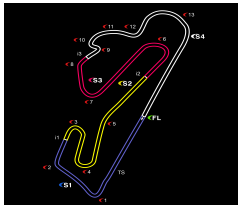
CATERHAM RACING FESTIVAL 18, 19 e 20 NOVEMBRO 2

FINAL RACE 1 2nd

Sector Analysis

— Invalidated Lap ■ Personal Best ■ Session Best B Crossing the pit lane

| Lap | D | Time | Sector 1 | Sector 2 | Sector 3 | Kph | Elapsed | Lap | D | Time | Sector 1 | Sector 2 | Sector 3 | Kph | Elapsed | |
|-----------|---|------|----------|----------|----------|----------|---------|-----------------------|----|------|----------|----------|----------|----------|---------|-----------|
| 34 | CRM MOTORSPORT 1.DANIEL AZEVEDO | | | | | | | CATERHAM 420R GENT | | | | | | | | |
| | 1 | 1 | 2:06.456 | 35.564 | 30.760 | 1:00.132 | 118.5 | 2:06.456 | 5 | 1 | 3:20.405 | 55.874 | 57.422 | 1:27.109 | 74.8 | 11:49.830 |
| | 2 | 1 | 1:53.064 | 23.897 | 30.353 | 58.814 | 132.6 | 3:59.520 | 6 | 1 | 1:49.310 | 23.109 | 29.290 | 56.911 | 137.1 | 13:39.140 |
| | 3 | 1 | 1:53.100 | 23.748 | 30.588 | 58.764 | 132.5 | 5:52.620 | 7 | 1 | 1:49.276 | 22.999 | 29.211 | 57.066 | 137.1 | 15:28.416 |
| | 4 | 1 | 2:58.904 | 23.802 | 30.951 | 2:04.151 | 83.8 | 8:51.524 | 8 | 1 | 1:48.936 | 23.191 | 28.843 | 56.902 | 137.6 | 17:17.352 |
| | 5 | 1 | 3:10.931 | 52.920 | 1:03.130 | 1:14.881 | 78.5 | 12:02.455 | 9 | 1 | 1:48.663 | 22.960 | 28.901 | 56.802 | 137.9 | 19:06.015 |
| | 6 | 1 | 1:50.547 | 23.364 | 29.400 | 57.783 | 135.6 | 13:53.002 | 10 | 1 | 1:49.114 | 23.121 | 29.359 | 56.634 | 137.3 | 20:55.129 |
| | 7 | 1 | 1:51.199 | 23.366 | 29.630 | 58.203 | 134.8 | 15:44.201 | | | | | | | | |
| | 8 | 1 | 1:51.848 | 23.948 | 29.870 | 58.030 | 134.0 | 17:36.049 | | | | | | | | |
| | 9 | 1 | 1:53.383 | 23.919 | 30.140 | 59.324 | 132.2 | 19:29.432 | | | | | | | | |
| | 10 | 1 | 1:51.362 | 22.869 | 29.591 | 58.902 | 134.6 | 21:20.794 | | | | | | | | |
| 36 | BS MOTORSPORT 1.ANTONIO NUNES ALMEIC | | | | | | | CATERHAM 420R | | | | | | | | |
| | 1 | 1 | 1:54.603 | 28.242 | 29.292 | 57.069 | 130.8 | 1:54.603 | 1 | 1 | 2:01.505 | 31.729 | 30.594 | 59.182 | 123.3 | 2:01.505 |
| | 2 | 1 | 1:49.196 | 23.072 | 29.119 | 57.005 | 137.2 | 3:43.799 | 2 | 1 | 1:53.107 | 23.921 | 30.327 | 58.859 | 132.5 | 3:54.612 |
| | 3 | 1 | 1:50.430 | 23.468 | 29.243 | 57.719 | 135.7 | 5:34.229 | 3 | 1 | 1:50.250 | 23.394 | 29.602 | 57.254 | 135.9 | 5:44.862 |
| | 4 | 1 | 2:52.139 | 23.154 | 31.897 | 1:57.088 | 87.1 | 8:26.368 | 4 | 1 | 2:58.143 | 23.256 | 30.184 | 2:04.703 | 84.1 | 8:43.005 |
| | 5 | 1 | 3:22.617 | 55.968 | 57.018 | 1:29.631 | 74.0 | 11:48.985 | 5 | 1 | 3:13.464 | 54.052 | 59.787 | 1:19.625 | 77.5 | 11:56.469 |
| | 6 | 1 | 1:49.024 | 23.133 | 29.080 | 56.811 | 137.5 | 13:38.009 | 6 | 1 | 1:49.972 | 23.184 | 29.355 | 57.433 | 136.3 | 13:46.441 |
| | 7 | 1 | 1:49.074 | 22.981 | 29.248 | 56.845 | 137.4 | 15:27.083 | 7 | 1 | 1:50.247 | 23.367 | 29.461 | 57.419 | 135.9 | 15:36.688 |
| | 8 | 1 | 1:48.906 | 23.003 | 29.127 | 56.776 | 137.6 | 17:15.989 | 8 | 1 | 1:50.809 | 23.632 | 29.517 | 57.660 | 135.2 | 17:27.497 |
| | 9 | 1 | 1:49.188 | 23.116 | 29.270 | 56.802 | 137.3 | 19:05.177 | 9 | 1 | 1:52.070 | 23.683 | 29.660 | 58.727 | 133.7 | 19:19.567 |
| | 10 | 1 | 1:49.919 | 23.478 | 29.158 | 57.283 | 136.3 | 20:55.096 | 10 | 1 | 1:51.118 | 23.359 | 29.576 | 58.183 | 134.9 | 21:10.685 |
| 38 | ADESS 1.RICARDO PEDROSA | | | | | | | CATERHAM 420R GENT | | | | | | | | |
| | 1 | 1 | 2:01.844 | 32.598 | 30.561 | 58.685 | 123.0 | 2:01.844 | 1 | 1 | 1:54.295 | 27.632 | 29.538 | 57.125 | 131.1 | 1:54.295 |
| | 2 | 1 | 1:51.755 | 24.126 | 29.790 | 57.839 | 134.1 | 3:53.599 | 2 | 1 | 1:49.686 | 22.940 | 29.473 | 57.273 | 136.6 | 3:43.981 |
| | 3 | 1 | 1:50.518 | 22.944 | 29.603 | 57.971 | 135.6 | 5:44.117 | 3 | 1 | 1:50.271 | 23.010 | 29.365 | 57.896 | 135.9 | 5:34.252 |
| | 4 | 1 | 2:56.531 | 23.013 | 30.891 | 2:02.627 | 84.9 | 8:40.648 | 4 | 1 | 2:53.135 | 23.808 | 31.905 | 1:57.422 | 86.6 | 8:27.387 |
| | 5 | 1 | 3:14.785 | 54.859 | 59.420 | 1:20.506 | 76.9 | 11:55.433 | 5 | 1 | 3:21.710 | 55.986 | 56.924 | 1:28.800 | 74.3 | 11:49.097 |
| | 6 | 1 | 1:49.675 | 23.110 | 29.262 | 57.303 | 136.6 | 13:45.108 | 6 | 1 | 1:50.470 | 23.553 | 29.550 | 57.367 | 135.7 | 13:39.567 |
| | 7 | 1 | 1:50.588 | 23.278 | 29.963 | 57.347 | 135.5 | 15:35.696 | 7 | 1 | 1:49.992 | 23.352 | 29.516 | 57.124 | 136.3 | 15:29.559 |
| | 8 | 1 | 1:49.452 | 23.121 | 29.380 | 56.951 | 136.9 | 17:25.148 | 8 | 1 | 1:50.074 | 23.531 | 29.492 | 57.051 | 136.2 | 17:19.633 |
| | 9 | 1 | 1:50.045 | 22.856 | 29.500 | 57.689 | 136.2 | 19:15.193 | 9 | 1 | 1:49.976 | 22.899 | 29.166 | 57.911 | 136.3 | 19:09.609 |
| | 10 | 1 | 1:50.100 | 23.140 | 29.271 | 57.689 | 136.1 | 21:05.293 | 10 | 1 | 1:50.238 | 23.281 | 29.596 | 57.361 | 135.9 | 20:59.847 |
| 46 | SPEEDY MOTORSPORT 1.NELSON GOMES | | | | | | | CATERHAM 420R | | | | | | | | |
| | 1 | 1 | 2:02.614 | 32.890 | 30.437 | 59.287 | 122.2 | 2:02.614 | | | | | | | | |
| | 2 | 1 | 1:52.118 | 24.118 | 30.103 | 57.897 | 133.7 | 3:54.732 | | | | | | | | |
| 51 | CCF 1.ATTIA FREDERIC | | | | | | | CATERHAM 420R | | | | | | | | |
| | 1 | 1 | 1:55.976 | 29.473 | 29.252 | 57.251 | 129.2 | 1:55.976 | | | | | | | | |
| | 2 | 1 | 1:48.665 | 22.832 | 28.775 | 57.058 | 137.9 | 3:44.641 | | | | | | | | |
| | 3 | 1 | 1:51.351 | 23.127 | 31.105 | 57.119 | 134.6 | 5:35.992 | | | | | | | | |
| | 4 | 1 | 2:53.433 | 23.249 | 31.407 | 1:58.777 | 86.4 | 8:29.425 | | | | | | | | |
| 53 | MCMILLAN MOTORSPORT 1.MATT WELCH | | | | | | | CATERHAM 420R | | | | | | | | |
| | 1 | 1 | 2:01.505 | 31.729 | 30.594 | 59.182 | 123.3 | 2:01.505 | | | | | | | | |
| | 2 | 1 | 1:53.107 | 23.921 | 30.327 | 58.859 | 132.5 | 3:54.612 | | | | | | | | |
| | 3 | 1 | 1:50.250 | 23.394 | 29.602 | 57.254 | 135.9 | 5:44.862 | | | | | | | | |
| | 4 | 1 | 2:58.143 | 23.256 | 30.184 | 2:04.703 | 84.1 | 8:43.005 | | | | | | | | |
| | 5 | 1 | 3:13.464 | 54.052 | 59.787 | 1:19.625 | 77.5 | 11:56.469 | | | | | | | | |
| | 6 | 1 | 1:49.972 | 23.184 | 29.355 | 57.433 | 136.3 | 13:46.441 | | | | | | | | |
| | 7 | 1 | 1:50.247 | 23.367 | 29.461 | 57.419 | 135.9 | 15:36.688 | | | | | | | | |
| | 8 | 1 | 1:50.809 | 23.632 | 29.517 | 57.660 | 135.2 | 17:27.497 | | | | | | | | |
| | 9 | 1 | 1:52.070 | 23.683 | 29.660 | 58.727 | 133.7 | 19:19.567 | | | | | | | | |
| | 10 | 1 | 1:51.118 | 23.359 | 29.576 | 58.183 | 134.9 | 21:10.685 | | | | | | | | |
| 64 | MCMILLAN MOTORSPORT 1.GARY TOOTELL | | | | | | | CATERHAM 420R | | | | | | | | |
| | 1 | 1 | 1:54.295 | 27.632 | 29.538 | 57.125 | 131.1 | 1:54.295 | | | | | | | | |
| | 2 | 1 | 1:49.686 | 22.940 | 29.473 | 57.273 | 136.6 | 3:43.981 | | | | | | | | |
| | 3 | 1 | 1:50.271 | 23.010 | 29.365 | 57.896 | 135.9 | 5:34.252 | | | | | | | | |
| | 4 | 1 | 2:53.135 | 23.808 | 31.905 | 1:57.422 | 86.6 | 8:27.387 | | | | | | | | |
| | 5 | 1 | 3:21.710 | 55.986 | 56.924 | 1:28.800 | 74.3 | 11:49.097 | | | | | | | | |
| | 6 | 1 | 1:50.470 | 23.553 | 29.550 | 57.367 | 135.7 | 13:39.567 | | | | | | | | |
| | 7 | 1 | 1:49.992 | 23.352 | 29.516 | 57.124 | 136.3 | 15:29.559 | | | | | | | | |
| | 8 | 1 | 1:50.074 | 23.531 | 29.492 | 57.051 | 136.2 | 17:19.633 | | | | | | | | |
| | 9 | 1 | 1:49.976 | 22.899 | 29.166 | 57.911 | 136.3 | 19:09.609 | | | | | | | | |
| | 10 | 1 | 1:50.238 | 23.281 | 29.596 | 57.361 | 135.9 | 20:59.847 | | | | | | | | |
| 67 | MCMILLAN MOTORSPORT 1.ANDREW CONOLLY | | | | | | | CATERHAM 420R | | | | | | | | |
| | 1 | 1 | 1:58.382 | 30.315 | 30.060 | 58.007 | 126.6 | 1:58.382 | | | | | | | | |
| | 2 | 1 | 1:51.006 | 22.943 | 29.760 | 58.303 | 135.0 | 3:49.388 | | | | | | | | |
| | 3 | 1 | 1:51.691 | 23.467 | 29.627 | 58.597 | 134.2 | 5:41.079 | | | | | | | | |
| | 4 | 1 | 2:56.436 | 23.492 | 29.904 | 2:03.040 | 84.9 | 8:37.515 | | | | | | | | |
| | 5 | 1 | 3:16.650 | 54.883 | 58.619 | 1:23.148 | 76.2 | 11:54.165 | | | | | | | | |
| | 6 | 1 | 1:50.464 | 23.135 | 29.555 | 57.774 | 135.7 | 13:44.629 | | | | | | | | |
| | 7 | 1 | 1:50.870 | 23.232 | 29.484 | 58.154 | 135.2 | 15:35.499 | | | | | | | | |
| | 8 | 1 | 1:51.742 | 23.620 | 29.669 | 58.453 | 134.1 | 17:27.241 | | | | | | | | |
| | 9 | 1 | 1:51.724 | 23.544 | 29.801 | 58.379 | 134.1 | 19:18.965 | | | | | | | | |
| | 10 | 1 | 1:51.690 | 23.117 | 30.138 | 58.435 | 134.2 | 21:10.655 | | | | | | | | |
| 68 | MCMILLAN MOTORSPORT 1.IAN DYBLE | | | | | | | CATERHAM 420R | | | | | | | | |
| | 1 | 1 | 1:59.843 | 31.061 | 29.867 | 58.915 | 125.1 | 1:59.843 | | | | | | | | |
| | 2 | 1 | 1:50.101 | 22.823 | 29.837 | 57.441 | 136.1 | 3:49.944 | | | | | | | | |
| | 3 | 1 | 1:51.120 | 23.185 | 29.639 | 58.296 | 134.9 | 5:41.064 | | | | | | | | |
| | 4 | 1 | 2:56.120 | 23.306 | 30.042 | 2:02.772 | 85.1 | 8:37.184 | | | | | | | | |



CATERHAM 420R PT+UK+FR 420R

CATERHAM RACING FESTIVAL 18, 19 e 20 NOVEMBRO 2

FINAL RACE 1 2nd

Sector Analysis

— Invalidated Lap ■ Personal Best ■ Session Best B Crossing the pit lane

| Lap | D | Time | Sector 1 | Sector 2 | Sector 3 | Kph | Elapsed | Lap | D | Time | Sector 1 | Sector 2 | Sector 3 | Kph | Elapsed |
|-----|---|----------|----------|----------|----------|-------|-----------|-----|---|----------|----------|----------|----------|-------|-----------|
| 5 | 1 | 3:16.687 | 54.446 | 58.914 | 1:23.327 | 76.2 | 11:53.871 | 5 | 1 | 3:15.321 | 54.573 | 59.327 | 1:21.421 | 76.7 | 11:55.006 |
| 6 | 1 | 1:50.138 | 23.181 | 29.445 | 57.512 | 136.1 | 13:44.009 | 6 | 1 | 1:50.713 | 23.226 | 29.589 | 57.898 | 135.4 | 13:45.719 |
| 7 | 1 | 1:50.605 | 23.328 | 29.552 | 57.725 | 135.5 | 15:34.614 | 7 | 1 | 1:50.279 | 22.886 | 29.819 | 57.574 | 135.9 | 15:35.998 |
| 8 | 1 | 1:50.542 | 23.358 | 29.403 | 57.781 | 135.6 | 17:25.156 | 8 | 1 | 1:51.178 | 23.994 | 29.505 | 57.679 | 134.8 | 17:27.176 |
| 9 | 1 | 1:50.873 | 23.374 | 29.496 | 58.003 | 135.2 | 19:16.029 | 9 | 1 | 1:51.760 | 23.248 | 30.032 | 58.480 | 134.1 | 19:18.936 |
| 10 | 1 | 1:50.229 | 22.941 | 29.387 | 57.901 | 136.0 | 21:06.258 | 10 | 1 | 1:50.930 | 23.369 | 29.691 | 57.870 | 135.1 | 21:09.866 |

69 **ANDRE VILAR PNEUS** CATERHAM 420R
1. ANDRE CORREIA

| | | | | | | | |
|----|---|----------|--------|--------|----------|-------|-----------|
| 1 | 1 | 1:54.341 | 27.791 | 29.541 | 57.009 | 131.1 | 1:54.341 |
| 2 | 1 | 1:49.684 | 23.046 | 29.500 | 57.138 | 136.6 | 3:44.025 |
| 3 | 1 | 1:50.331 | 23.092 | 29.267 | 57.972 | 135.8 | 5:34.356 |
| 4 | 1 | 2:54.157 | 23.906 | 32.303 | 1:57.948 | 86.1 | 8:28.513 |
| 5 | 1 | 3:20.871 | 55.988 | 57.157 | 1:27.726 | 74.6 | 11:49.384 |
| 6 | 1 | 1:49.888 | 22.951 | 29.398 | 57.539 | 136.4 | 13:39.272 |
| 7 | 1 | 1:49.712 | 23.442 | 29.076 | 57.194 | 136.6 | 15:28.984 |
| 8 | 1 | 1:48.613 | 22.842 | 29.131 | 56.640 | 138.0 | 17:17.597 |
| 9 | 1 | 1:48.783 | 22.897 | 29.156 | 56.730 | 137.8 | 19:06.380 |
| 10 | 1 | 1:49.717 | 22.908 | 29.401 | 57.408 | 136.6 | 20:56.097 |

112 **LFP MOTORSPORT** CATERHAM 420R
1. GARY CURTIS

| | | | | | | | |
|----|---|----------|--------|----------|----------|-------|-----------|
| 1 | 1 | 2:05.358 | 34.692 | 31.200 | 59.466 | 119.6 | 2:05.358 |
| 2 | 1 | 1:52.676 | 23.430 | 30.915 | 58.331 | 133.0 | 3:58.034 |
| 3 | 1 | 1:52.768 | 23.449 | 29.733 | 59.586 | 132.9 | 5:50.802 |
| 4 | 1 | 2:56.912 | 23.746 | 32.746 | 2:00.420 | 84.7 | 8:47.714 |
| 5 | 1 | 3:12.227 | 53.470 | 1:00.825 | 1:17.932 | 78.0 | 11:59.941 |
| 6 | 1 | 1:51.220 | 23.632 | 29.428 | 58.160 | 134.7 | 13:51.161 |
| 7 | 1 | 1:51.728 | 23.480 | 29.579 | 58.669 | 134.1 | 15:42.889 |
| 8 | 1 | 1:52.541 | 23.572 | 29.659 | 59.310 | 133.2 | 17:35.430 |
| 9 | 1 | 1:54.039 | 24.081 | 30.506 | 59.452 | 131.4 | 19:29.469 |
| 10 | 1 | 1:52.268 | 24.139 | 29.865 | 58.264 | 133.5 | 21:21.737 |

72 **CRM MOTORSPORT** CATERHAM 420R GENT
1. MICO MINEIRO

| | | | | | | | |
|----|---|----------|--------|--------|----------|-------|-----------|
| 1 | 1 | 2:01.500 | 32.151 | 30.507 | 58.842 | 123.3 | 2:01.500 |
| 2 | 1 | 1:50.513 | 23.595 | 29.515 | 57.403 | 135.6 | 3:52.013 |
| 3 | 1 | 1:50.825 | 23.481 | 29.726 | 57.618 | 135.2 | 5:42.838 |
| 4 | 1 | 2:56.143 | 22.914 | 31.205 | 2:02.024 | 85.1 | 8:38.981 |
| 5 | 1 | 3:15.568 | 54.783 | 59.099 | 1:21.686 | 76.6 | 11:54.549 |
| 6 | 1 | 1:50.120 | 23.006 | 29.609 | 57.505 | 136.1 | 13:44.669 |
| 7 | 1 | 1:49.970 | 22.855 | 29.722 | 57.393 | 136.3 | 15:34.639 |
| 8 | 1 | 1:49.875 | 22.905 | 29.583 | 57.387 | 136.4 | 17:24.514 |
| 9 | 1 | 1:50.494 | 23.016 | 29.511 | 57.967 | 135.6 | 19:15.008 |
| 10 | 1 | 1:50.576 | 23.020 | 29.615 | 57.941 | 135.5 | 21:05.584 |

117 **SPY MOTORSPORT** CATERHAM 420R
1. PAUL O'REILY
2. ROBIN ELIS

| | | | | | | | |
|----|---|----------|--------|----------|----------|-------|-----------|
| 1 | 1 | 2:04.297 | 33.657 | 31.513 | 59.127 | 120.6 | 2:04.297 |
| 2 | 1 | 1:53.392 | 23.811 | 31.065 | 58.516 | 132.2 | 3:57.689 |
| 3 | 1 | 1:52.710 | 23.391 | 29.703 | 59.616 | 133.0 | 5:50.399 |
| 4 | 1 | 2:56.166 | 23.829 | 31.833 | 2:00.504 | 85.1 | 8:46.565 |
| 5 | 1 | 3:12.354 | 53.682 | 1:00.739 | 1:17.933 | 77.9 | 11:58.919 |
| 6 | 1 | 1:52.259 | 23.410 | 29.884 | 58.965 | 133.5 | 13:51.178 |
| 7 | 1 | 1:52.274 | 23.809 | 29.783 | 58.682 | 133.5 | 15:43.452 |
| 8 | 1 | 1:52.313 | 23.529 | 30.314 | 58.470 | 133.4 | 17:35.765 |
| 9 | 1 | 1:52.020 | 23.475 | 29.847 | 58.698 | 133.8 | 19:27.785 |
| 10 | 1 | 1:52.915 | 23.276 | 30.328 | 59.311 | 132.7 | 21:20.700 |

81 **BCM SPORTS** CATERHAM 420R GENT
1. ANDRE MATOS

| | | | | | | | |
|----|---|----------|--|--|--|-------|-----------|
| 1 | 1 | 1:58.916 | | | | 126.0 | 1:58.916 |
| 2 | 1 | 1:50.340 | | | | 135.8 | 3:49.256 |
| 3 | 1 | 1:49.960 | | | | 136.3 | 5:39.216 |
| 4 | 1 | 2:56.009 | | | | 85.1 | 8:35.225 |
| 5 | 1 | 3:17.632 | | | | 75.8 | 11:52.857 |
| 6 | 1 | 1:49.909 | | | | 136.4 | 13:42.766 |
| 7 | 1 | 1:49.717 | | | | 136.6 | 15:32.483 |
| 8 | 1 | 1:51.333 | | | | 134.6 | 17:23.816 |
| 9 | 1 | 1:49.600 | | | | 136.7 | 19:13.416 |
| 10 | 1 | 1:50.400 | | | | 135.8 | 21:03.816 |

169 **JENNINGS ENGINEERING** CATERHAM 420R
1. STEPHEN COLLINS

| | | | | | | | |
|----|---|----------|--------|--------|----------|-------|-----------|
| 1 | 1 | 1:57.077 | 29.792 | 30.065 | 57.220 | 128.0 | 1:57.077 |
| 2 | 1 | 1:50.191 | 23.412 | 29.595 | 57.184 | 136.0 | 3:47.268 |
| 3 | 1 | 1:50.322 | 23.093 | 29.733 | 57.496 | 135.8 | 5:37.590 |
| 4 | 1 | 2:55.186 | 23.393 | 30.532 | 2:01.261 | 85.5 | 8:32.776 |
| 5 | 1 | 3:18.622 | 55.484 | 58.110 | 1:25.028 | 75.5 | 11:51.398 |
| 6 | 1 | 1:49.970 | 23.131 | 29.408 | 57.431 | 136.3 | 13:41.368 |
| 7 | 1 | 1:50.718 | 23.519 | 29.536 | 57.663 | 135.4 | 15:32.086 |
| 8 | 1 | 1:50.574 | 23.454 | 29.380 | 57.740 | 135.5 | 17:22.660 |
| 9 | 1 | 1:51.235 | 22.984 | 29.600 | 58.651 | 134.7 | 19:13.895 |
| 10 | 1 | 1:50.705 | 23.131 | 29.590 | 57.984 | 135.4 | 21:04.600 |

86 **MCMILLAN MOTORSPORT** CATERHAM 420R
1. STEVE RILEY

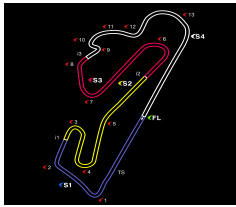
| | | | | | | | |
|---|---|----------|--------|--------|----------|-------|----------|
| 1 | 1 | 2:01.013 | 31.891 | 30.159 | 58.963 | 123.8 | 2:01.013 |
| 2 | 1 | 1:50.898 | 23.496 | 29.421 | 57.981 | 135.1 | 3:51.911 |
| 3 | 1 | 1:50.819 | 23.251 | 29.548 | 58.020 | 135.2 | 5:42.730 |
| 4 | 1 | 2:56.955 | 23.375 | 30.844 | 2:02.736 | 84.7 | 8:39.685 |

172 **MCMILAN MOTORSPORT** CATERHAM 420R
1. MARTIN AMISON

| | | | | | | | |
|---|---|----------|--------|--------|----------|-------|----------|
| 1 | 1 | 1:55.787 | 28.864 | 29.548 | 57.375 | 129.4 | 1:55.787 |
| 2 | 1 | 1:50.050 | 23.208 | 29.668 | 57.174 | 136.2 | 3:45.837 |
| 3 | 1 | 1:51.119 | 22.826 | 29.957 | 58.336 | 134.9 | 5:36.956 |
| 4 | 1 | 2:54.867 | 23.441 | 30.850 | 2:00.576 | 85.7 | 8:31.823 |



ESTORIL
CATERHAM
RACING
FESTIVAL



CATERHAM 420R PT+UK+FR 420R

CATERHAM RACING FESTIVAL 18, 19 e 20 NOVEMBRO 2

FINAL RACE 1 2nd

Sector Analysis

— Invalidated Lap ■ Personal Best ■ Session Best B Crossing the pit lane

| Lap | D | Time | Sector 1 | Sector 2 | Sector 3 | Kph | Elapsed | Lap | D | Time | Sector 1 | Sector 2 | Sector 3 | Kph | Elapsed |
|-----|---|----------|----------|----------|----------|-------|-----------|-----|---|----------|----------|----------|----------|-------|-----------|
| 5 | 1 | 3:19.382 | 55.722 | 58.199 | 1:25.461 | 75.2 | 11:51.205 | 6 | 1 | 1:50.549 | 23.501 | 29.416 | 57.632 | 135.6 | 13:44.933 |
| 6 | 1 | 1:50.937 | 23.533 | 29.780 | 57.624 | 135.1 | 13:42.142 | 7 | 1 | 1:50.541 | 23.263 | 29.459 | 57.819 | 135.6 | 15:35.474 |
| 7 | 1 | 1:50.241 | 23.207 | 29.713 | 57.321 | 135.9 | 15:32.383 | 8 | 1 | 1:49.870 | 23.783 | 29.164 | 56.923 | 136.4 | 17:25.344 |
| 8 | 1 | 1:51.627 | 23.882 | 29.616 | 58.129 | 134.3 | 17:24.010 | 9 | 1 | 1:49.337 | 22.824 | 29.549 | 56.964 | 137.1 | 19:14.681 |
| 9 | 1 | 1:50.468 | 23.229 | 29.563 | 57.676 | 135.7 | 19:14.478 | 10 | 1 | 1:50.556 | 23.109 | 29.246 | 58.201 | 135.6 | 21:05.237 |
| 10 | 1 | 1:50.562 | 23.064 | 29.479 | 58.019 | 135.6 | 21:05.040 | | | | | | | | |

212 CCF
1. GRIFFON ARNAUD
CATERHAM 420R

| | | | | | | | |
|---|---|------------|----------|----------|----------|-------|-----------|
| 1 | 1 | 1:56.807 | 29.622 | 30.053 | 57.132 | 128.3 | 1:56.807 |
| 2 | 1 | 2:30.462 B | 22.824 | 48.750 | 1:18.888 | 99.6 | 4:27.269 |
| 3 | 1 | 4:27.508 | 1:30.262 | 36.438 | 2:20.808 | 56.0 | 8:54.777 |
| 4 | 1 | 3:08.969 | 50.735 | 1:03.485 | 1:14.749 | 79.3 | 12:03.746 |
| 5 | 1 | 1:51.883 | 23.152 | 30.732 | 57.999 | 134.0 | 13:55.629 |
| 6 | 1 | 1:50.831 | 23.235 | 28.941 | 58.655 | 135.2 | 15:46.460 |
| 7 | 1 | 1:50.060 | 23.521 | 29.221 | 57.318 | 136.2 | 17:36.520 |
| 8 | 1 | 1:49.747 | 23.558 | 29.155 | 57.034 | 136.6 | 19:26.267 |
| 9 | 1 | 1:49.644 | 22.696 | 29.289 | 57.659 | 136.7 | 21:15.911 |

221 CCF
1. BOSSI SYLVIO
CATERHAM 420R GENT

| | | | | | | | |
|----|---|----------|--------|----------|----------|-------|-----------|
| 1 | 1 | 2:05.309 | 34.553 | 31.219 | 59.537 | 119.6 | 2:05.309 |
| 2 | 1 | 1:53.373 | 24.493 | 30.413 | 58.467 | 132.2 | 3:58.682 |
| 3 | 1 | 1:52.826 | 24.102 | 29.859 | 58.865 | 132.8 | 5:51.508 |
| 4 | 1 | 2:57.296 | 24.006 | 32.475 | 2:00.815 | 84.5 | 8:48.804 |
| 5 | 1 | 3:11.581 | 53.641 | 1:01.066 | 1:16.874 | 78.2 | 12:00.385 |
| 6 | 1 | 1:51.800 | 23.862 | 29.709 | 58.229 | 134.1 | 13:52.185 |
| 7 | 1 | 1:51.896 | 23.582 | 29.694 | 58.620 | 133.9 | 15:44.081 |
| 8 | 1 | 1:53.406 | 24.871 | 29.786 | 58.749 | 132.2 | 17:37.487 |
| 9 | 1 | 1:52.174 | 23.590 | 29.858 | 58.726 | 133.6 | 19:29.661 |
| 10 | 1 | 1:51.859 | 23.702 | 29.593 | 58.564 | 134.0 | 21:21.520 |

225 CCF
1. MASSOUTRE OLIVIER
CATERHAM 420R GENT

| | | | | | | | |
|----|---|----------|--------|--------|----------|-------|-----------|
| 1 | 1 | 2:00.401 | 31.465 | 30.087 | 58.849 | 124.5 | 2:00.401 |
| 2 | 1 | 1:50.039 | 23.043 | 29.423 | 57.573 | 136.2 | 3:50.440 |
| 3 | 1 | 1:50.547 | 23.354 | 29.471 | 57.722 | 135.6 | 5:40.987 |
| 4 | 1 | 2:55.051 | 22.983 | 29.787 | 2:02.281 | 85.6 | 8:36.038 |
| 5 | 1 | 3:17.384 | 54.940 | 58.690 | 1:23.754 | 75.9 | 11:53.422 |
| 6 | 1 | 1:50.464 | 23.408 | 29.433 | 57.623 | 135.7 | 13:43.886 |
| 7 | 1 | 1:49.454 | 23.177 | 29.075 | 57.202 | 136.9 | 15:33.340 |
| 8 | 1 | 1:50.619 | 23.578 | 29.456 | 57.585 | 135.5 | 17:23.959 |
| 9 | 1 | 1:49.481 | 22.838 | 29.340 | 57.303 | 136.9 | 19:13.440 |
| 10 | 1 | 1:50.011 | 23.290 | 29.336 | 57.385 | 136.2 | 21:03.451 |

232 CCF
1. MIGNATELLI ARNAUD
CATERHAM 420R

| | | | | | | | |
|---|---|----------|--------|--------|----------|-------|-----------|
| 1 | 1 | 2:00.705 | 32.247 | 30.012 | 58.446 | 124.2 | 2:00.705 |
| 2 | 1 | 1:49.890 | 23.398 | 28.971 | 57.521 | 136.4 | 3:50.595 |
| 3 | 1 | 1:50.691 | 23.419 | 29.639 | 57.633 | 135.4 | 5:41.286 |
| 4 | 1 | 2:57.236 | 23.484 | 31.770 | 2:01.982 | 84.6 | 8:38.522 |
| 5 | 1 | 3:15.862 | 54.779 | 58.804 | 1:22.279 | 76.5 | 11:54.384 |

233 CCF
1. DELAISSE CLEMENT
CATERHAM 420R

| | | | | | | | |
|----|---|----------|--------|----------|----------|-------|-----------|
| 1 | 1 | 2:03.448 | 33.022 | 31.253 | 59.173 | 121.4 | 2:03.448 |
| 2 | 1 | 1:52.785 | 23.977 | 30.134 | 58.674 | 132.9 | 3:56.233 |
| 3 | 1 | 1:51.476 | 23.451 | 29.826 | 58.199 | 134.4 | 5:47.709 |
| 4 | 1 | 2:57.211 | 23.391 | 32.008 | 2:01.812 | 84.6 | 8:44.920 |
| 5 | 1 | 3:12.626 | 53.656 | 1:00.240 | 1:18.730 | 77.8 | 11:57.546 |
| 6 | 1 | 1:50.217 | 23.543 | 28.836 | 57.838 | 136.0 | 13:47.763 |
| 7 | 1 | 1:49.688 | 23.141 | 29.206 | 57.341 | 136.6 | 15:37.451 |
| 8 | 1 | 1:50.509 | 23.256 | 29.448 | 57.805 | 135.6 | 17:27.960 |
| 9 | 1 | 1:51.647 | 23.465 | 29.697 | 58.485 | 134.2 | 19:19.607 |
| 10 | 1 | 1:51.362 | 23.796 | 29.459 | 58.107 | 134.6 | 21:10.969 |

269 CCF
1. QUETAUD PHILIPPE
CATERHAM 420R

| | | | | | | | |
|---|---|------------|----------|----------|----------|-------|-----------|
| 1 | 1 | 1:55.530 | 29.304 | 29.260 | 56.966 | 129.7 | 1:55.530 |
| 2 | 1 | 1:49.099 | 22.955 | 29.041 | 57.103 | 137.4 | 3:44.629 |
| 3 | 1 | 2:27.164 B | 23.606 | 32.380 | 1:31.178 | 101.8 | 6:11.793 |
| 4 | 1 | 5:52.820 | 3:33.722 | 1:04.411 | 1:14.687 | 42.5 | 12:04.613 |
| 5 | 1 | 1:49.960 | 23.510 | 29.505 | 56.945 | 136.3 | 13:54.573 |
| 6 | 1 | 1:49.754 | 23.268 | 29.251 | 57.235 | 136.5 | 15:44.327 |
| 7 | 1 | 1:50.978 | 24.023 | 29.252 | 57.703 | 135.0 | 17:35.305 |
| 8 | 1 | 1:49.040 | 23.335 | 29.236 | 56.469 | 137.4 | 19:24.345 |
| 9 | 1 | 1:49.679 | 23.246 | 29.463 | 56.970 | 136.6 | 21:14.024 |

755 TFL RACING
1. TIM BURTON
CATERHAM 420R

| | | | | | | | |
|---|---|------------|--------|--------|----------|-------|----------|
| 1 | 1 | 2:00.872 | 30.830 | 30.077 | 59.965 | 124.0 | 2:00.872 |
| 2 | 1 | 2:53.856 B | 24.214 | 42.843 | 1:46.799 | 86.2 | 4:54.728 |