

# CATERHAM 420R PT+UK+FR 420R

## CATERHAM RACING FESTIVAL 18, 19 e 20 NOVEMBRO 2

### FINAL RACE 1 1st

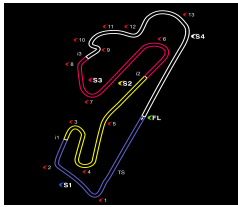
### Sector Analysis

— Invalidated Lap    ■ Personal Best    ■ Session Best    B Crossing the pit lane

Lap	D	Time	Sector 1	Sector 2	Sector 3	Kph	Elapsed	Lap	D	Time	Sector 1	Sector 2	Sector 3	Kph	Elapsed		
<b>1</b>	SPEEDY MOTORSPORT 1.JOSE CARLOS PIRES							CATERHAM 420R	5	1	1:49.399	23.037	29.589	56.773	137.0	9:23.751	
	6	1	1:49.125	22.903	29.194	57.028	137.3	11:12.876									
	7	1	1:49.662	22.938	29.208	57.516	136.7	13:02.538									
	8	1	1:50.142	23.280	29.268	57.594	136.1	14:52.680									
	9	1	1:49.188	22.805	29.468	56.915	137.3	16:41.868									
	10	1	1:48.658	22.803	29.176	56.679	137.9	18:30.526									
	11	1	<b>1:48.137</b>	<b>22.734</b>	29.154	<b>56.249</b>	138.6	20:18.663									
	12	1	1:48.702	22.804	29.183	56.715	137.9	22:07.365									
	<b>9</b>	MCMILLAN MOTORSPORT 1.DANNY KILIEEN							CATERHAM 420R	1	1	2:00.062	31.917	29.949	58.196	124.8	2:00.062
		2	1	1:49.887	22.790	29.288	57.809	136.4	3:49.949								
		3	1	1:49.731	23.167	29.553	57.011	136.6	5:39.680								
		4	1	1:50.077	22.593	29.766	57.718	136.1	7:29.757								
		5	1	1:50.150	23.174	29.525	57.451	136.1	9:19.907								
6		1	1:49.604	23.063	29.390	57.151	136.7	11:09.511									
7		1	1:50.300	23.079	29.787	57.434	135.9	12:59.811									
8		1	1:49.704	22.644	29.697	57.363	136.6	14:49.515									
9		1	1:49.042	22.559	29.396	57.087	137.4	16:38.557									
10		1	1:49.102	22.880	29.127	57.095	137.4	18:27.659									
11		1	1:49.285	22.991	29.369	<b>56.925</b>	137.1	20:16.944									
12		1	<b>1:48.748</b>	<b>22.552</b>	<b>29.027</b>	57.169	137.8	22:05.692									
<b>6</b>		SPEEDY MOTORSPORT 1.TOMAS GUEDES							CATERHAM 420R	1	1	2:04.573	34.560	30.622	59.391	120.3	2:04.573
	2	1	1:50.586	23.024	29.736	57.826	135.5	3:55.159									
	3	1	1:49.132	23.121	29.210	56.801	137.3	5:44.291									
	4	1	2:10.197 B	23.217	<b>29.206</b>	1:17.774	115.1	7:54.488									
	5	1	2:13.856	47.111	29.402	57.343	112.0	10:08.344									
	6	1	1:49.805	23.113	29.275	57.417	136.5	11:58.149									
	7	1	1:49.388	22.907	29.500	56.981	137.0	13:47.537									
	8	1	1:48.916	22.896	29.278	56.742	137.6	15:36.453									
	9	1	1:48.994	22.858	29.323	56.813	137.5	17:25.447									
	10	1	1:48.969	22.941	29.216	56.812	137.5	19:14.416									
	11	1	1:49.166	22.868	29.290	57.008	137.3	21:03.582									
	12	1	<b>1:48.859</b>	<b>22.836</b>	29.330	<b>56.693</b>	137.7	22:52.441									
	<b>7</b>	CRM MOTORSPORT 1.DIOGO TAVARES							CATERHAM 420R	1	1	1:55.229	29.733	29.075	56.421	130.1	1:55.229
2		1	1:47.919	22.560	29.271	56.088	138.9	3:43.148									
3		1	1:48.526	22.722	29.185	56.619	138.1	5:31.674									
4		1	<b>1:47.603</b>	22.755	<b>28.863</b>	55.985	139.3	7:19.277									
5		1	1:48.691	23.326	29.248	56.117	137.9	9:07.968									
6		1	1:48.759	22.621	29.172	56.966	137.8	10:56.727									
7		1	1:47.881	22.833	28.994	56.054	138.9	12:44.608									
8		1	1:48.428	22.903	29.330	56.195	138.2	14:33.036									
9		1	1:47.750	22.656	29.058	56.036	139.1	16:20.786									
10		1	1:47.750	22.731	29.038	<b>55.981</b>	139.1	18:08.536									
11		1	1:48.054	22.919	29.117	56.018	138.7	19:56.590									
12		1	1:47.694	<b>22.521</b>	29.026	56.147	139.2	21:44.284									
<b>11</b>		CRM MOTORSPORT 1.FILIPE ALBUQUERQUE 2.BERNARDO BELLO							CATERHAM 420R	1	1	1:54.827	29.596	<b>28.861</b>	56.370	130.5	1:54.827
	2	1	1:48.123	22.528	28.874	56.721	138.6	3:42.950									
	3	1	1:48.459	22.726	29.215	56.518	138.2	5:31.409									
	4	1	1:47.770	22.567	28.876	56.327	139.1	7:19.179									
	5	1	1:48.584	23.124	28.983	56.477	138.0	9:07.763									
	6	1	1:48.478	22.694	28.918	56.866	138.2	10:56.241									
	7	1	1:48.311	22.923	28.996	56.392	138.4	12:44.552									
	8	1	1:48.399	22.677	29.151	56.571	138.3	14:32.951									
	9	1	1:47.800	22.581	28.976	56.243	139.0	16:20.751									
	10	1	1:47.691	22.425	29.047	56.219	139.2	18:08.442									
	11	1	1:48.115	22.852	29.250	<b>56.013</b>	138.6	19:56.557									
	12	1	<b>1:47.642</b>	<b>22.415</b>	28.990	56.237	139.2	21:44.199									
	<b>13</b>	CRM MOTORSPORT 1.BRUNO KNUDSEN 2.LOURENCO R MAGALHA							CATERHAM 420R	1	1	2:02.695	33.488	30.575	58.632	122.1	2:02.695
2		1	1:50.682	23.482	29.831	57.369	135.4	3:53.377									
3		1	1:49.729	22.956	29.457	57.316	136.6	5:43.106									
4		1	1:49.387	23.064	29.412	56.911	137.0	7:32.493									
5		1	1:49.352	22.888	<b>29.292</b>	57.172	137.1	9:21.845									
6		1	1:50.348	23.384	29.880	57.084	135.8	11:12.193									
7		1	1:50.189	23.214	29.461	57.514	136.0	13:02.382									
8		1	1:50.234	23.133	29.363	57.738	136.0	14:52.616									
9		1	1:49.611	23.158	29.457	56.996	136.7	16:42.227									
10		1	<b>1:49.123</b>	22.853	29.452	<b>56.818</b>	137.3	18:31.350									
11		1	1:49.846	23.164	29.639	57.043	136.4	20:21.196									
12		1	1:49.400	<b>22.739</b>	29.577	57.084	137.0	22:10.596									
<b>8</b>		SPEEDY MOTORSPORT 1.LUIS CALHEIROS							CATERHAM 420R	1	1	2:04.023	34.698	30.251	59.074	120.8	2:04.023
	2	1	1:50.345	23.230	29.451	57.664	135.8	3:54.368									
	3	1	1:49.286	23.442	<b>29.129</b>	56.715	137.1	5:43.654									
	4	1	1:50.698	23.685	29.367	57.646	135.4	7:34.352									



ESTORIL  
CATERHAM  
RACING  
FESTIVAL



# CATERHAM 420R PT+UK+FR 420R

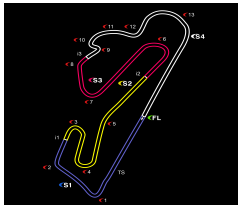
## CATERHAM RACING FESTIVAL 18, 19 e 20 NOVEMBRO 2

### FINAL RACE 1 1st

#### Sector Analysis

\_\_\_ Invalidated Lap    ■ Personal Best    ■ Session Best    ■ Crossing the pit lane

Lap	D	Time	Sector 1	Sector 2	Sector 3	Kph	Elapsed	Lap	D	Time	Sector 1	Sector 2	Sector 3	Kph	Elapsed
<b>16</b>	CCF 1. HUOT HAROLD CATERHAM 420R							5	1	1:48.372	23.130	28.816	56.426	138.3	9:08.475
	6	1	1:48.259	22.566	28.913	56.780	138.4	10:56.734							
	7	1	1:47.825	22.723	28.938	56.164	139.0	12:44.559							
	8	1	1:48.218	22.508	29.267	56.443	138.5	14:32.777							
	9	1	1:47.670	22.597	<b>28.724</b>	56.349	139.2	16:20.447							
	10	1	1:47.850	22.533	29.077	56.240	139.0	18:08.297							
	11	1	1:47.447	<b>22.340</b>	29.026	56.081	139.5	19:55.744							
	12	1	1:48.098	22.617	28.775	56.706	138.6	21:43.842							
	1	1	2:01.123	32.587	30.136	58.400	123.7	2:01.123							
	2	1	1:50.067	23.197	29.447	57.423	136.2	3:51.190							
	3	1	1:50.282	23.519	29.557	57.206	135.9	5:41.472							
	4	1	1:49.722	22.818	29.713	57.191	136.6	7:31.194							
5	1	1:50.195	23.073	29.594	57.528	136.0	9:21.389								
6	1	1:49.548	23.065	29.480	57.003	136.8	11:10.937								
7	1	1:50.104	22.951	29.481	57.672	136.1	13:01.041								
8	1	1:50.161	23.266	29.616	57.279	136.0	14:51.202								
9	1	<b>1:48.252</b>	22.758	<b>28.948</b>	<b>56.546</b>	138.4	16:39.454								
10	1	1:49.179	<b>22.684</b>	29.167	57.328	137.3	18:28.633								
11	1	1:49.657	22.761	29.449	57.447	136.7	20:18.290								
12	1	1:48.848	22.714	29.143	56.991	137.7	22:07.138								
<b>18</b>	IND 1. DALLOIS JEAN-MICHEL CATERHAM 420R							5	1	1:48.372	23.130	28.816	56.426	138.3	9:08.475
	6	1	1:48.259	22.566	28.913	56.780	138.4	10:56.734							
	7	1	1:47.825	22.723	28.938	56.164	139.0	12:44.559							
	8	1	1:48.218	22.508	29.267	56.443	138.5	14:32.777							
	9	1	1:47.670	22.597	<b>28.724</b>	56.349	139.2	16:20.447							
	10	1	1:47.850	22.533	29.077	56.240	139.0	18:08.297							
	11	1	1:47.447	<b>22.340</b>	29.026	56.081	139.5	19:55.744							
	12	1	1:48.098	22.617	28.775	56.706	138.6	21:43.842							
	1	1	2:00.990	32.825	29.850	58.315	123.9	2:00.990							
	2	1	1:50.128	23.055	29.257	57.816	136.1	3:51.118							
	3	1	1:49.881	23.006	<b>29.045</b>	57.830	136.4	5:40.999							
	4	1	1:49.996	22.640	29.695	57.661	136.2	7:30.995							
5	1	1:49.907	22.843	29.193	57.871	136.4	9:20.902								
6	1	1:49.473	23.149	29.425	56.899	136.9	11:10.375								
7	1	1:50.194	22.651	29.711	57.832	136.0	13:00.569								
8	1	1:49.171	23.116	29.728	<b>56.327</b>	137.3	14:49.740								
9	1	<b>1:48.055</b>	<b>22.630</b>	29.059	56.366	138.7	16:37.795								
10	1	1:48.523	22.635	29.082	56.806	138.1	18:26.318								
11	1	1:48.982	23.147	29.116	56.719	137.5	20:15.300								
12	1	1:49.496	22.991	29.607	56.898	136.9	22:04.796								
<b>23</b>	TEAAM NUOORTE 1. DIOGO COSTA CATERHAM 420R							5	1	1:48.372	23.130	28.816	56.426	138.3	9:08.475
	6	1	1:48.259	22.566	28.913	56.780	138.4	10:56.734							
	7	1	1:47.825	22.723	28.938	56.164	139.0	12:44.559							
	8	1	1:48.218	22.508	29.267	56.443	138.5	14:32.777							
	9	1	1:47.670	22.597	<b>28.724</b>	56.349	139.2	16:20.447							
	10	1	1:47.850	22.533	29.077	56.240	139.0	18:08.297							
	11	1	1:47.447	<b>22.340</b>	29.026	56.081	139.5	19:55.744							
	12	1	1:48.098	22.617	28.775	56.706	138.6	21:43.842							
	1	1	2:03.480	34.244	30.602	58.634	121.4	2:03.480							
	2	1	1:50.589	23.421	29.516	57.652	135.5	3:54.069							
	3	1	1:49.338	22.746	29.219	57.373	137.1	5:43.407							
	4	1	1:50.465	23.597	29.141	57.727	135.7	7:33.872							
5	1	1:49.472	22.941	29.138	57.393	136.9	9:23.344								
6	1	1:48.962	22.880	<b>28.947</b>	57.135	137.5	11:12.306								
7	1	1:49.508	23.201	<b>28.948</b>	57.359	136.9	13:01.814								
8	1	1:50.042	23.188	29.490	57.364	136.2	14:51.856								
9	1	1:48.617	22.785	29.335	56.497	138.0	16:40.473								
10	1	<b>1:48.150</b>	<b>22.444</b>	28.949	56.757	138.6	18:28.623								
11	1	1:48.611	22.938	<b>29.233</b>	<b>56.440</b>	138.0	20:17.234								
12	1	1:49.230	23.133	29.085	57.012	137.2	22:06.464								
<b>25</b>	ZOME RACING TEAM 1. FRANCISCO VILAR 2. RAFAEL RAJANI CATERHAM 420R							5	1	1:48.372	23.130	28.816	56.426	138.3	9:08.475
	6	1	1:48.259	22.566	28.913	56.780	138.4	10:56.734							
	7	1	1:47.825	22.723	28.938	56.164	139.0	12:44.559							
	8	1	1:48.218	22.508	29.267	56.443	138.5	14:32.777							
	9	1	1:47.670	22.597	<b>28.724</b>	56.349	139.2	16:20.447							
	10	1	1:47.850	22.533	29.077	56.240	139.0	18:08.297							
	11	1	1:47.447	<b>22.340</b>	29.026	56.081	139.5	19:55.744							
	12	1	1:48.098	22.617	28.775	56.706	138.6	21:43.842							
	1	1	2:03.160	34.440	30.345	58.375	121.7	2:03.160							
	2	1	1:50.191	23.233	<b>29.277</b>	57.681	136.0	3:53.351							
	3	1	1:49.631	<b>22.579</b>	29.497	57.555	136.7	5:42.982							
	4	1	1:50.800	22.596	29.952	58.252	135.3	7:33.782							
5	1	1:50.525	23.026	30.302	57.197	135.6	9:24.307								
6	1	1:49.739	22.795	29.603	57.341	136.6	11:14.046								
7	1	1:50.063	23.049	29.628	57.386	136.2	13:04.109								
8	1	1:49.825	23.062	29.451	57.312	136.5	14:53.934								
9	1	<b>1:48.929</b>	22.678	29.454	<b>56.797</b>	137.6	16:42.863								
10	1	1:50.530	23.145	29.873	57.512	135.6	18:33.393								
11	1	1:50.108	22.726	29.935	57.447	136.1	20:23.501								
12	1	1:50.197	23.051	29.568	57.578	136.0	22:13.698								
<b>26</b>	SPEEDY MOTORSPORT 1. PEDRO SALVADOR CATERHAM 420R							5	1	1:48.372	23.130	28.816	56.426	138.3	9:08.475
	6	1	1:48.259	22.566	28.913	56.780	138.4	10:56.734							
	7	1	1:47.825	22.723	28.938	56.164	139.0	12:44.559							
	8	1	1:48.218	22.508	29.267	56.443	138.5	14:32.777							
	9	1	1:47.670	22.597	<b>28.724</b>	56.349	139.2	16:20.447							
	10	1	1:47.850	22.533	29.077	56.240	139.0	18:08.297							
	11	1	1:47.447	<b>22.340</b>	29.026	56.081	139.5	19:55.744							
	12	1	1:48.098	22.617	28.775	56.706	138.6	21:43.842							
	1	1	1:57.756	31.286	29.362	57.108	127.3	1:57.756							
	2	1	1:48.030	22.493	29.309	<b>56.228</b>	138.7	3:45.786							
	3	1	1:48.049	22.562	29.132	56.355	138.7	5:33.835							
	4	1	<b>1:47.988</b>	22.459	<b>29.109</b>	56.420	138.8	7:21.823							
5	1	1:48.465	22.757	29.190	56.518	138.2	9:10.288								
6	1	1:49.286	22.798	29.612	56.876	137.1	10:59.574								
7	1	1:48.637	22.492	29.269	56.876	138.0	12:48.211								
8	1	1:48.366	<b>22.420</b>	29.423	56.523	138.3	14:36.577								
9	1	1:48.403	22.653	29.164	56.586	138.3	16:24.980								
10	1	1:48.542	22.600	29.616	56.326	138.1	18:13.522								
11	1	1:49.297	22.876	29.670	56.751	137.1	20:02.819								
12	1	1:48.987	22.899	29.421	56.667	137.5	21:51.806								
<b>28</b>	SPEEDY MOTORSPORT 1. LOURENÇO MONTEIRO CATERHAM 420R							5	1	1:48.372	23.130	28.816	56.426	138.3	9:08.475
	6	1	1:48.259	22.566	28.913	56.780	138.4	10:56.734							
	7	1	1:47.825	22.723	28.938	56.164	139.0	12:44.559							
	8	1	1:48.218	22.508	29.267	56.443	138.5	14:32.777							
	9	1	1:47.670	22.597	<b>28.724</b>	56.349	139.2	16:20.447							
	10	1	1:47.850	22.533	29.077	56.240	139.0	18:08.297							
	11	1	1:47.447	<b>22.340</b>	29.026	56.081	139.5	19:55.744							
	12	1	1:48.098	22.617	28.775	56.706	138.6	21:43.842							
	1	1	2:00.278	32.475	29.673	58.130	124.6	2:00.278							
	2	1	1:49.152	22.726	29.255	57.171	137.3	3:49.430							
	3	1	1:49.973	23.475	29.221	57.277	136.3	5:39.403							
	4	1	1:49.964	22.751	29.674	57.539	136.3	7:29.367							
5	1	1:50.290	23.154	29.508	57.628	135.9	9:19.657								
6	1	1:49.048	22.672	29.268	57.108	137.4	11:08.705								
7	1	1:48.564	<b>22.642</b>	29.307	<b>56.615</b>	138.0	12:57.269								
8	1	1:48.984	22.957	29.247	56.780	137.5	14:46.253								
9	1	1:50.252	23.066	29.335	57.851	135.9	16:36.505								
10	1	<b>1:48.522</b>	22.789	<b>29.098</b>	56.635	138.1	18:25.027								
11	1	1:49.228	22.799	29.507	56.922	137.2	20:14.255								
12	1	1:49.567	23.075	29.519	56.973	136.8	22:03.822								
<b>24</b>	PALM 1. NOREGRAL BRUNO CATERHAM 420R							5	1	1:48.372	23.130	28.816	56.426	138.3	9:08.475
	6	1	1:48.259	22.566	28.913	56.780	138.4	10:56.734							
	7	1	1:47.823	22.517	29.174	56.132	139.0	12:44.559							
	4	1	1:47.741	22.630	28.853	56.258	139.1	7:20.103							



# CATERHAM 420R PT+UK+FR 420R

## CATERHAM RACING FESTIVAL 18, 19 e 20 NOVEMBRO 2

### FINAL RACE 1 1st

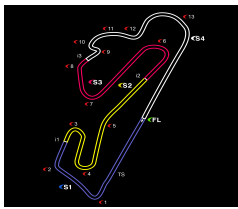
### Sector Analysis

— Invalidated Lap    ■ Personal Best    ■ Session Best    B Crossing the pit lane

Lap	D	Time	Sector 1	Sector 2	Sector 3	Kph	Elapsed	Lap	D	Time	Sector 1	Sector 2	Sector 3	Kph	Elapsed	
<b>30</b>	<b>BCM SPORTS</b> CATERHAM 420R 1.GONÇALO LOBO VALE							3	1	1:49.740	22.899	29.277	57.564	136.6	5:41.107	
	4	1	1:49.863	22.620	29.673	57.570	136.4	7:30.970								
	5	1	1:49.826	22.959	29.468	57.399	136.5	9:20.796								
	6	1	1:48.763	22.847	29.298	56.618	137.8	11:09.559								
	7	1	1:50.735	23.182	29.671	57.882	135.3	13:00.294								
	8	1	1:49.168	22.758	29.120	57.290	137.3	14:49.462								
	9	1	1:49.067	23.050	29.261	56.756	137.4	16:38.529								
	10	1	1:48.766	22.707	29.294	56.765	137.8	18:27.295								
	11	1	1:48.519	22.889	29.318	56.312	138.1	20:15.814								
	12	1	1:49.215	22.700	29.531	56.984	137.2	22:05.029								
	<b>59</b>	<b>CCF</b> CATERHAM 420R 1. CLAY TRISTAN							1	1	1:55.612	29.905	29.206	56.501	129.6	1:55.612
		2	1	1:48.360	22.479	29.141	56.740	138.3	3:43.972							
		3	1	1:47.927	22.474	28.862	56.591	138.9	5:31.899							
4		1	1:47.501	22.937	28.749	55.815	139.4	7:19.400								
5		1	1:49.128	23.798	29.131	56.199	137.3	9:08.528								
6		1	2:22.754B	22.639	31.251	1:28.864	105.0	11:31.282								
<b>60</b>		<b>PALM</b> CATERHAM 420R 1. CHATELAIN FRANCIS							1	1	1:59.738	31.820	29.755	58.163	125.2	1:59.738
	2	1	1:49.550	22.871	29.432	57.247	136.8	3:49.288								
	3	1	1:50.183	23.576	29.186	57.421	136.0	5:39.471								
	4	1	1:50.239	22.549	29.866	57.824	135.9	7:29.710								
	5	1	1:49.618	22.704	29.695	57.219	136.7	9:19.328								
	6	1	1:49.166	22.586	29.289	57.291	137.3	11:08.494								
	7	1	1:48.270	22.628	28.865	56.777	138.4	12:56.764								
	8	1	1:48.879	22.847	29.275	56.757	137.6	14:45.643								
	9	1	1:49.842	23.409	29.130	57.303	136.4	16:35.485								
	10	1	1:49.340	23.275	28.930	57.135	137.1	18:24.825								
	11	1	1:49.821	23.628	29.300	56.893	136.5	20:14.646								
	12	1	1:49.849	22.940	29.359	57.550	136.4	22:04.495								
<b>70</b>	<b>GIANFRANCO MOTORSPORT</b> CATERHAM 420R 1.CARLOS RODRIGUES							1	1	2:03.364	33.939	30.563	58.862	121.5	2:03.364	
	2	1	1:51.158	23.867	29.682	57.609	134.8	3:54.522								
	3	1	1:50.572	23.543	29.316	57.713	135.5	5:45.094								
	4	1	1:49.289	22.705	29.377	57.207	137.1	7:34.383								
	5	1	1:58.717	22.644	29.022	1:07.051	126.2	9:33.100								
	6	1	1:49.166	22.794	29.453	56.919	137.3	11:22.266								
	7	1	1:49.366	22.742	29.416	57.208	137.0	13:11.632								
	8	1	1:49.034	22.792	29.395	56.847	137.5	15:00.666								
	9	1	1:48.869	22.619	29.565	56.685	137.7	16:49.535								
	10	1	1:48.318	22.686	29.086	56.546	138.4	18:37.853								
	11	1	1:48.268	22.609	29.187	56.472	138.4	20:26.121								
	12	1	1:48.512	22.783	28.800	56.929	138.1	22:14.633								
<b>47</b>	<b>CRM MOTORSPORT</b> CATERHAM 420R GENT 1.PIERO DAL MASO 2.GUILHERME DAL MASO							1	1	2:04.125	34.617	30.555	58.953	120.7	2:04.125	
	2	1	1:51.151	23.280	29.729	58.142	134.8	3:55.276								
	3	1	1:50.442	23.528	29.327	57.587	135.7	5:45.718								
	4	1	1:50.520	23.149	29.567	57.804	135.6	7:36.238								
<b>55</b>	<b>SPEEDY MOTORSPORT</b> CATERHAM 420R 1.NUNO PIRES							1	1	2:02.286	33.167	30.609	58.510	122.6	2:02.286	
	2	1	1:49.081	22.893	29.064	57.124	137.4	3:51.367								
<b>71</b>	<b>SPEEDY MOTORSPORT</b> CATERHAM 420R 1.ALEX AREIA							1	1	2:02.286	33.167	30.609	58.510	122.6	2:02.286	



**ESTORIL**  
**CATERHAM**  
**RACING**  
**FESTIVAL**



# CATERHAM 420R PT+UK+FR 420R

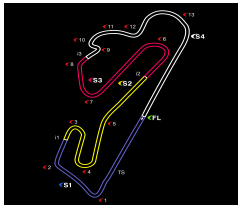
## CATERHAM RACING FESTIVAL 18, 19 e 20 NOVEMBRO 2

### FINAL RACE 1 1st

### Sector Analysis

— Invalidated Lap    ■ Personal Best    ■ Session Best    B Crossing the pit lane

Lap	D	Time	Sector 1	Sector 2	Sector 3	Kph	Elapsed	Lap	D	Time	Sector 1	Sector 2	Sector 3	Kph	Elapsed
<b>77</b> CCF 1. BELTOISE VINCENT CATERHAM 420R GENT															
1	1	1:58.094	30.880	29.666	57.548	126.9	1:58.094								
2	1	1:48.730	22.926	29.229	56.575	137.8	3:46.824								
3	1	1:47.999	22.595	29.198	56.206	138.8	5:34.823								
4	1	<b>1:47.540</b>	22.489	<b>28.944</b>	<b>56.107</b>	139.4	7:22.363								
5	1	1:48.513	<b>22.407</b>	29.484	56.622	138.1	9:10.876								
6	1	1:49.368	22.950	29.193	57.225	137.0	11:00.244								
7	1	1:48.430	22.656	29.301	56.473	138.2	12:48.674								
8	1	1:47.921	22.525	29.280	56.116	138.9	14:36.595								
9	1	1:48.648	23.076	29.185	56.387	137.9	16:25.243								
10	1	1:48.215	22.836	29.045	56.334	138.5	18:13.458								
11	1	1:49.232	22.678	29.552	57.002	137.2	20:02.690								
12	1	1:48.990	22.843	29.231	56.916	137.5	21:51.680								
<b>92</b> SPEEDY MOTORSPORT 1. JOAO AGUIAR-BRANCO CATERHAM 420R															
1	1	2:03.085	33.990	30.608	58.487	121.8	2:03.085								
2	1	1:50.343	23.498	29.486	57.359	135.8	3:53.428								
3	1	1:49.910	22.999	29.418	57.493	136.4	5:43.338								
4	1	1:49.359	23.304	29.196	56.859	137.0	7:32.697								
5	1	1:49.186	22.849	29.276	57.061	137.3	9:21.883								
6	1	1:49.953	23.273	29.721	56.959	136.3	11:11.836								
7	1	1:49.505	22.680	29.350	57.475	136.9	13:01.341								
8	1	1:50.141	23.510	29.361	57.270	136.1	14:51.482								
9	1	1:50.724	22.870	29.735	58.119	135.4	16:42.206								
10	1	1:49.206	23.406	<b>29.148</b>	<b>56.652</b>	137.2	18:31.412								
11	1	<b>1:48.698</b>	<b>22.618</b>	29.368	56.712	137.9	20:20.110								
12	1	1:49.323	22.721	29.582	57.020	137.1	22:09.433								
<b>110</b> LFP MOTORSPORT 1. GARY LAPIDUS CATERHAM 420R															
1	1	2:02.823	33.971	30.249	58.603	122.0	2:02.823								
2	1	1:52.273	23.494	29.864	58.915	133.5	3:55.096								
3	1	1:50.469	23.549	<b>29.200</b>	57.720	135.7	5:45.565								
4	1	1:50.570	23.105	29.362	58.103	135.5	7:36.135								
5	1	1:49.798	23.010	29.368	57.420	136.5	9:25.933								
6	1	1:49.874	22.956	29.403	57.515	136.4	11:15.807								
7	1	1:49.531	22.797	29.251	57.483	136.8	13:05.338								
8	1	1:49.448	22.651	29.233	57.564	136.9	14:54.786								
9	1	<b>1:49.283</b>	<b>22.570</b>	29.300	57.413	137.1	16:44.069								
10	1	1:50.415	22.660	29.752	58.003	135.7	18:34.484								
11	1	1:49.620	22.926	29.486	<b>57.208</b>	136.7	20:24.104								
12	1	1:53.677	24.011	30.747	58.919	131.8	22:17.781								
<b>119</b> MCMILLAN MOTORSPORT 1. MARK STANSFIELD CATERHAM 420R															
1	1	2:00.506	32.228	29.629	58.649	124.4	2:00.506								
2	1	1:50.153	22.832	29.367	57.954	136.1	3:50.659								
3	1	1:49.466	22.865	29.307	57.294	136.9	5:40.125								
4	1	1:50.287	<b>22.595</b>	29.485	58.207	135.9	7:30.412								
5	1	1:50.120	22.640	29.560	57.920	136.1	9:20.532								
6	1	1:49.929	22.667	29.317	57.945	136.3	11:10.461								
7	1	1:50.296	22.771	29.559	57.966	135.9	13:00.757								
8	1	1:49.631	22.990	29.606	57.035	136.7	14:50.388								
9	1	<b>1:48.774</b>	22.607	29.298	56.869	137.8	16:39.162								
10	1	1:48.991	22.649	<b>29.026</b>	57.316	137.5	18:28.153								
11	1	1:48.923	22.780	29.560	<b>56.583</b>	137.6	20:17.076								
12	1	1:49.732	23.105	29.279	57.348	136.6	22:06.808								
<b>123</b> TEAM PARKER RACING 1. JUSTIN ARMSTRONG CATERHAM 420R															
1	1	1:57.189	30.202	29.858	57.129	127.9	1:57.189								
2	1	1:51.474	22.976	30.047	58.451	134.4	3:48.663								
3	1	1:49.439	22.854	<b>29.434</b>	57.151	136.9	5:38.102								
4	1	1:49.970	22.923	29.843	57.204	136.3	7:28.072								



# CATERHAM 420R PT+UK+FR 420R

## CATERHAM RACING FESTIVAL 18, 19 e 20 NOVEMBRO 2

### FINAL RACE 1 1st

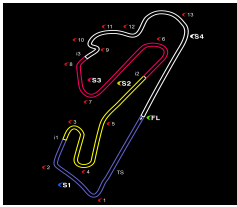
### Sector Analysis

— Invalidated Lap    ■ Personal Best    ■ Session Best    B Crossing the pit lane

Lap	D	Time	Sector 1	Sector 2	Sector 3	Kph	Elapsed	Lap	D	Time	Sector 1	Sector 2	Sector 3	Kph	Elapsed
<b>125</b> MCMILLAN MOTORSPORT 1.JASON MCCORMACK CATERHAM 420R															
1	1	1:57.772	30.783	29.650	57.339	127.3	1:57.772								
2	1	1:50.610	23.054	29.541	58.015	135.5	3:48.382								
3	1	1:49.691	22.552	29.472	57.667	136.6	5:38.073								
4	1	1:50.394	23.363	29.855	57.176	135.8	7:28.467								
5	1	1:49.252	22.765	29.280	57.207	137.2	9:17.719								
6	1	1:49.223	22.657	29.504	57.062	137.2	11:06.942								
7	1	1:49.358	22.588	29.385	57.385	137.0	12:56.300								
8	1	1:49.904	23.067	29.464	57.373	136.4	14:46.204								
9	1	1:50.380	23.011	29.319	58.050	135.8	16:36.584								
10	1	1:49.716	22.912	29.460	57.344	136.6	18:26.300								
11	1	1:49.541	22.976	29.214	57.351	136.8	20:15.841								
12	1	1:49.833	23.046	29.480	57.307	136.5	22:05.674								
<b>134</b> TFL RACING 1.IAN COWLEY CATERHAM 420R															
1	1	2:02.291	33.015	30.040	59.236	122.6	2:02.291								
2	1	1:51.752	23.498	29.666	58.588	134.1	3:54.043								
3	1	1:51.113	23.422	29.642	58.049	134.9	5:45.156								
4	1	1:50.879	23.099	29.590	58.190	135.2	7:36.035								
5	1	1:51.067	23.420	29.432	58.215	134.9	9:27.102								
6	1	1:50.460	23.149	29.761	57.550	135.7	11:17.562								
7	1	1:49.475	22.742	29.369	57.364	136.9	13:07.037								
8	1	1:49.617	22.680	29.338	57.599	136.7	14:56.654								
9	1	1:50.458	23.152	29.279	58.027	135.7	16:47.112								
10	1	1:50.787	23.004	29.627	58.156	135.3	18:37.899								
11	1	1:49.781	23.437	29.354	56.990	136.5	20:27.680								
12	1	1:50.730	23.390	29.485	57.855	135.3	22:18.410								
<b>143</b> LFP MOTORSPORT 1.STEPHEN LYALL CATERHAM 420R															
1	1	2:00.000	32.297	29.835	57.868	124.9	2:00.000								
2	1	1:49.373	22.667	29.209	57.497	137.0	3:49.373								
3	1	1:49.284	23.043	29.165	57.076	137.1	5:38.657								
4	1	1:50.318	22.898	30.216	57.204	135.9	7:28.975								
5	1	1:49.311	22.524	29.291	57.496	137.1	9:18.286								
6	1	1:49.260	22.488	29.124	57.648	137.2	11:07.546								
7	1	1:48.758	22.358	29.208	57.192	137.8	12:56.304								
8	1	1:49.100	22.451	29.174	57.475	137.4	14:45.404								
9	1	1:50.150	22.977	29.644	57.529	136.1	16:35.554								
10	1	1:49.268	22.779	29.372	57.117	137.2	18:24.822								
11	1	1:49.694	23.373	29.298	57.023	136.6	20:14.516								
12	1	1:49.981	23.478	29.492	57.011	136.3	22:04.497								
<b>155</b> INDEPENDENT 1.RUSS OLIVANT CATERHAM 420R															
1	1	1:59.158	31.461	29.671	58.026	125.8	1:59.158								
2	1	1:49.815	22.987	29.336	57.492	136.5	3:48.973								
3	1	1:49.716	23.118	29.490	57.108	136.6	5:38.689								
4	1	1:50.183	23.092	29.721	57.370	136.0	7:28.872								
5	1	1:49.879	23.086	29.178	57.615	136.4	9:18.751								
6	1	1:50.753	22.800	29.569	58.384	135.3	11:09.504								
7	1	1:50.844	22.951	29.916	57.977	135.2	13:00.348								
8	1	1:50.716	23.642	29.864	57.210	135.4	14:51.064								
9	1	1:50.973	23.157	29.460	58.356	135.0	16:42.037								
10	1	1:51.045	23.791	29.803	57.451	135.0	18:33.082								
11	1	1:50.891	22.941	30.133	57.817	135.1	20:23.973								
12	1	1:50.705	23.758	29.395	57.552	135.4	22:14.678								
<b>171</b> MALT BLYTH MOTORSPORT 1.JONATHAN MICHELL CATERHAM 420R															
1	1	1:55.120	29.341	28.880	56.899	130.2	1:55.120								
2	1	1:49.345	22.544	29.442	57.359	137.1	3:44.465								
3	1	1:49.068	22.962	29.126	56.980	137.4	5:33.533								
4	1	1:48.096	22.463	29.022	56.611	138.6	7:21.629								
5	1	1:48.833	22.663	29.272	56.898	137.7	9:10.462								
6	1	1:48.740	22.812	29.305	56.623	137.8	10:59.202								
7	1	1:48.179	22.524	29.057	56.598	138.5	12:47.381								
8	1	1:48.139	22.616	28.979	56.544	138.6	14:35.520								
9	1	1:47.740	22.578	28.989	56.173	139.1	16:23.260								
10	1	1:47.635	22.414	29.019	56.202	139.2	18:10.895								
11	1	1:47.448	22.446	28.924	56.078	139.5	19:58.343								
12	1	1:47.765	22.497	28.939	56.329	139.1	21:46.108								
<b>209</b> PALM 1. BIZET HENRI CATERHAM 420R															
1	1	1:54.607	29.222	29.119	56.266	130.8	1:54.607								
2	1	1:48.246	22.908	29.058	56.280	138.5	3:42.853								
3	1	1:48.499	22.809	29.142	56.548	138.1	5:31.352								
4	1	1:47.771	22.431	28.831	56.509	139.1	7:19.123								
5	1	1:48.709	23.393	29.351	55.965	137.9	9:07.832								
6	1	1:48.598	22.532	29.213	56.853	138.0	10:56.430								
7	1	1:47.871	22.455	28.964	56.452	138.9	12:44.301								
8	1	1:48.496	22.734	29.327	56.435	138.1	14:32.797								
9	1	1:47.626	22.321	29.064	56.241	139.2	16:20.423								
10	1	1:47.815	22.410	29.009	56.396	139.0	18:08.238								
11	1	1:47.548	23.074	28.880	55.594	139.3	19:55.786								
12	1	1:48.104	22.371	28.953	56.780	138.6	21:43.890								
<b>220</b> CCF 1. CHAHINIAN FRANCK CATERHAM 420R															
1	1	1:57.027	30.322	29.546	57.159	128.1	1:57.027								
2	1	1:48.725	23.029	29.173	56.523	137.8	3:45.752								
3	1	1:49.308	23.158	29.333	56.817	137.1	5:35.060								
4	1	1:48.154	22.695	28.921	56.538	138.6	7:23.214								



**ESTORIL  
CATERHAM  
RACING  
FESTIVAL**



# CATERHAM 420R PT+UK+FR 420R CATERHAM RACING FESTIVAL 18, 19 e 20 NOVEMBRO 2 FINAL RACE 1 1st

## Sector Analysis

— Invalidated Lap    ■ Personal Best    ■ Session Best    B Crossing the pit lane

Lap	D	Time	Sector 1	Sector 2	Sector 3	Kph	Elapsed	Lap	D	Time	Sector 1	Sector 2	Sector 3	Kph	Elapsed
5	1	1:48.147	22.539	28.857	56.751	138.6	9:11.361								
6	1	1:48.608	22.732	28.954	56.922	138.0	10:59.969								
7	1	1:47.870	22.645	28.754	56.471	138.9	12:47.839								
8	1	1:48.008	22.543	28.622	56.843	138.8	14:35.847								
9	1	1:48.577	22.645	29.106	56.826	138.0	16:24.424								
10	1	1:47.629	22.538	28.828	56.263	139.2	18:12.053								
11	1	1:47.769	22.412	28.937	56.420	139.1	19:59.822								
12	1	1:49.991	23.388	29.440	57.163	136.3	21:49.813								

229	CCF	CATERHAM
	1. MOUSSIER RIC	420R

1	1	2:00.887	33.016	30.229	57.642	124.0	2:00.887
2	1	1:49.138	22.667	29.280	57.191	137.3	3:50.025
3	1	1:50.353	23.039	29.535	57.779	135.8	5:40.378
4	1	1:50.047	23.002	29.362	57.683	136.2	7:30.425
5	1	1:50.274	23.109	29.326	57.839	135.9	9:20.699
6	1	1:49.951	23.154	29.682	57.115	136.3	11:10.650
7	1	1:50.477	22.840	29.501	58.136	135.7	13:01.127
8	1	1:50.691	23.399	29.727	57.565	135.4	14:51.818
9	1	1:50.903	23.325	29.228	58.350	135.1	16:42.721
10	1	1:51.420	23.695	29.444	58.281	134.5	18:34.141
11	1	1:50.190	23.600	29.594	56.996	136.0	20:24.331
12	1	1:49.419	23.708	29.119	56.592	137.0	22:13.750