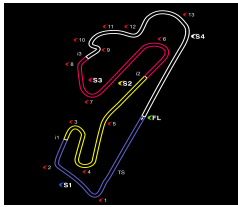






ESTORIL  
CATERHAM  
RACING  
FESTIVAL



# CATERHAM 420R PT+UK+FR 420R CATERHAM RACING FESTIVAL 18, 19 e 20 NOVEMBRO 2 QUALY RACE 2 420R UK+FR

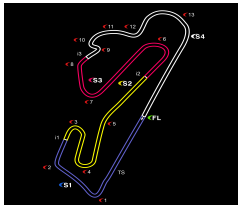
## Sector Analysis

— Invalidated Lap    ■ Personal Best    ■ Session Best    B Crossing the pit lane

Lap	D	Time	Sector 1	Sector 2	Sector 3	Kph	Elapsed	Lap	D	Time	Sector 1	Sector 2	Sector 3	Kph	Elapsed														
8	1	1:52.937	23.622	29.501	59.814	132.7	15:53.414	4	1	1:54.940	23.607	29.753	1:01.580	130.4	8:07.336														
9	1	1:53.093	23.408	29.434	1:00.251	132.5	17:46.507	5	1	1:54.274	23.758	29.729	1:00.787	131.1	10:01.610														
10	1	1:52.674	23.690	29.279	59.705	133.0	19:39.181	6	1	1:53.534	23.254	29.686	1:00.594	132.0	11:55.144														
11	1	1:51.154	23.385	29.283	58.486	134.8	21:30.335	7	1	1:53.935	23.801	29.603	1:00.531	131.5	13:49.079														
<b>59</b> CCF 1. CLAY TRISTAN CATERHAM 420R								8								1	1:54.185	23.591	30.353	1:00.241	131.3	15:43.264							
1								1	2:08.601	34.655	30.300	1:03.646	116.5	2:08.601	9								1	1:52.098	23.177	29.648	59.273	133.7	17:35.362
2								1	1:53.624	23.754	29.410	1:00.460	131.9	4:02.225	10								1	1:53.422	23.317	29.649	1:00.456	132.1	19:28.784
3								1	1:53.669	24.118	29.732	59.819	131.8	5:55.894	11								1	1:52.757	23.267	29.698	59.792	132.9	21:21.541
4								1	1:52.231	23.381	29.219	59.631	133.5	7:48.125	<b>68</b> MCMILLAN MOTORSPORT 1. IAN DYBLE CATERHAM 420R														
5								1	1:51.201	23.349	29.255	58.597	134.8	9:39.326	1								1	2:18.484	39.428	32.842	1:06.214	108.2	2:18.484
6								1	1:51.650	22.964	29.317	59.369	134.2	11:30.976	2								1	2:01.811	26.723	31.229	1:03.859	123.0	4:20.295
7								1	1:51.642	22.856	28.983	59.803	134.2	13:22.618	3								1	2:10.082	24.721	30.211	1:15.150	115.2	6:30.377
8								1	1:52.051	23.445	29.607	58.999	133.7	15:14.669	4								1	1:58.311	24.883	30.172	1:03.256	126.7	8:28.688
9								1	1:51.042	22.698	29.928	58.416	135.0	17:05.711	5								1	1:55.815	24.202	29.899	1:01.714	129.4	10:24.503
10								1	1:51.037	23.597	29.099	58.341	135.0	18:56.748	6								1	1:55.667	23.850	29.718	1:02.099	129.6	12:20.170
11								1	1:49.831	23.005	29.221	57.605	136.5	20:46.579	7								1	1:54.774	23.961	29.612	1:01.201	130.6	14:14.944
<b>60</b> PALM 1. CHATELAIN FRANCIS CATERHAM 420R								8								1	1:55.120	24.032	29.848	1:01.240	130.2	16:10.064							
1								1	2:10.100	36.038	30.862	1:03.200	115.2	2:10.100	9								1	1:53.865	23.444	29.652	1:00.769	131.6	18:03.929
2								1	1:55.460	24.310	29.689	1:01.461	129.8	4:05.560	10								1	1:52.615	23.271	29.590	59.754	133.1	19:56.544
3								1	1:54.202	23.865	29.285	1:01.052	131.2	5:59.762	11								1	1:52.760	23.460	29.741	59.559	132.9	21:49.304
4								1	1:53.636	24.217	28.973	1:00.446	131.9	7:53.398	<b>77</b> CCF 1. BELTOISE VINCENT CATERHAM 420R GENT														
5								1	1:52.515	23.677	29.036	59.802	133.2	9:45.913	1								1	2:07.351	34.685	30.080	1:02.586	117.7	2:07.351
6								1	1:51.881	23.453	29.174	59.254	134.0	11:37.794	2								1	1:54.419	24.195	29.103	1:01.121	131.0	4:01.770
7								1	1:52.057	23.235	29.191	59.631	133.7	13:29.851	3								1	1:53.135	24.265	29.111	59.759	132.5	5:54.905
8								1	1:51.372	23.231	29.263	58.878	134.6	15:21.223	4								1	1:53.161	23.521	29.018	1:00.622	132.4	7:48.066
9								1	1:50.255	22.921	29.052	58.282	135.9	17:11.478	5								1	1:52.576	23.569	29.139	59.868	133.1	9:40.642
10								1	1:50.273	22.999	29.118	58.156	135.9	19:01.751	6								1	1:50.961	22.927	29.063	58.971	135.1	11:31.603
11								1	1:49.877	22.688	29.102	58.087	136.4	20:51.628	7								1	1:52.574	23.657	29.299	59.618	133.1	13:24.177
<b>64</b> MCMILLAN MOTORSPORT 1. GARY TOOTELL CATERHAM 420R								8								1	1:50.995	23.505	29.138	58.352	135.0	15:15.172							
1								1	2:13.209	36.800	32.184	1:04.225	112.5	2:13.209	9								1	1:51.958	23.581	29.139	59.238	133.9	17:07.130
2								1	1:56.338	24.333	29.708	1:02.297	128.8	4:09.547	10								1	1:49.999	22.659	29.341	57.999	136.2	18:57.129
3								1	1:55.911	24.336	29.626	1:01.949	129.3	6:05.458	11								1	1:50.382	22.894	29.532	57.956	135.8	20:47.511
4								1	1:56.219	24.363	29.927	1:01.929	129.0	8:01.677	<b>86</b> MCMILLAN MOTORSPORT 1. STEVE RILEY CATERHAM 420R														
5								1	1:53.524	23.538	29.550	1:00.436	132.0	9:55.201	1								1	2:16.831	38.949	32.950	1:04.932	109.5	2:16.831
6								1	1:54.513	24.100	29.804	1:00.609	130.9	11:49.714	2								1	1:58.678	25.542			126.3	4:15.509
7								1	1:53.679	23.580	29.740	1:00.359	131.8	13:43.393	3								1	1:57.105	24.741	29.857	1:02.507	128.0	6:12.614
8								1	1:52.476	23.598	29.555	59.323	133.2	15:35.869	4								1	1:54.789	24.134	29.551	1:01.104	130.6	8:07.403
9								1	1:51.557	22.856	29.547	59.154	134.3	17:27.426	5								1	1:54.266	23.894	29.898	1:00.474	131.2	10:01.669
10								1	1:53.036	23.823	29.783	59.430	132.6	19:20.462	6								1	1:53.478	23.498	29.697	1:00.283	132.1	11:55.147
11								1	1:52.065	23.299	29.553	59.213	133.7	21:12.527	7								1	1:53.558	23.485	29.577	1:00.496	132.0	13:48.705
<b>67</b> MCMILLAN MOTORSPORT 1. ANDREW CONOLLY CATERHAM 420R								8								1	1:52.326	23.395	29.510	59.421	133.4	15:41.031							
1								1	2:16.497	38.627	31.835	1:06.035	109.8	2:16.497	9								1	1:53.733	24.406	29.550	59.777	131.8	17:34.764
2								1	1:58.908	25.079	30.043	1:03.786	126.0	4:15.405	10								1	1:52.666	23.539	29.728	59.399	133.0	19:27.430
3								1	1:56.991	24.626	29.612	1:02.753	128.1	6:12.396	11								1	1:53.308	23.711	29.766	59.831	132.3	21:20.738



ESTORIL  
CATERHAM  
RACING  
FESTIVAL



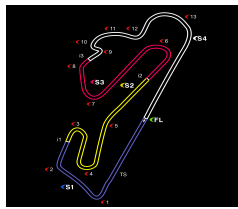
# CATERHAM 420R PT+UK+FR 420R CATERHAM RACING FESTIVAL 18, 19 e 20 NOVEMBRO 2 QUALY RACE 2 420R UK+FR

## Sector Analysis

— Invalidated Lap    ■ Personal Best    ■ Session Best    B Crossing the pit lane

Lap	D	Time	Sector 1	Sector 2	Sector 3	Kph	Elapsed	Lap	D	Time	Sector 1	Sector 2	Sector 3	Kph	Elapsed		
<b>88</b>	MCMILLAN MOTORSPORT 1.PHIL JENKINS							CATERHAM 420R	8	1	1:54.873	23.840	29.975	<b>1:01.058</b>	130.5	16:00.437	
	9	1	<b>1:54.865</b>	23.741	<b>29.908</b>	1:01.216	130.5	17:55.302									
	10	1	1:55.164	<b>23.667</b>	30.221	1:01.276	130.1	19:50.466									
	11	1	1:55.041	23.809	29.935	1:01.297	130.3	21:45.507									
	1	1	2:04.048	32.533	29.407	1:02.108	120.8	2:04.048									
	2	1	1:54.252	24.195	28.886	1:01.171	131.2	3:58.300									
	3	1	1:54.204	23.833	29.588	1:00.783	131.2	5:52.504									
	4	1	1:52.483	23.331	28.982	1:00.170	133.2	7:44.987									
	5	1	1:51.438	23.199	<b>28.785</b>	59.454	134.5	9:36.425									
	6	1	1:50.850	22.772	28.818	59.260	135.2	11:27.275									
	7	1	1:50.709	22.682	28.931	59.096	135.4	13:17.984									
	8	1	1:49.967	22.655	28.977	58.335	136.3	15:07.951									
9	1	1:49.553	22.759	28.953	57.841	136.8	16:57.504										
10	1	<b>1:49.332</b>	<b>22.537</b>	28.958	<b>57.837</b>	137.1	18:46.836										
11	1	1:49.554	22.550	28.946	58.058	136.8	20:36.390										
<b>89</b>	TFL RACING 1.PHILIPP NAGEL							CATERHAM 420R	1	1	2:15.228	39.069	31.750	1:04.409	110.8	2:15.228	
	2	1	1:58.483	25.228	29.789	1:03.466	126.5	4:13.711									
	3	1	1:56.506	24.670	29.711	1:02.125	128.6	6:10.217									
	4	1	1:56.651	24.168	30.759	1:01.724	128.5	8:06.868									
	5	1	1:54.343	23.906	29.682	1:00.755	131.1	10:01.211									
	6	1	1:52.759	23.244	29.422	1:00.093	132.9	11:53.970									
	7	1	1:52.751	23.335	29.465	59.951	132.9	13:46.721									
	8	1	1:54.146	23.412	29.519	1:01.215	131.3	15:40.867									
	9	1	1:52.956	23.640	29.611	59.705	132.7	17:33.823									
	10	1	<b>1:51.208</b>	23.178	<b>29.337</b>	<b>58.693</b>	134.8	19:25.031									
	11	1	1:54.527	<b>23.108</b>	29.754	1:01.665	130.9	21:19.558									
	<b>110</b>	LFP MOTORSPORT 1.GARY LAPIDUS							CATERHAM 420R	1	1	2:13.392	36.968	31.253	1:05.171	112.4	2:13.392
2		1	1:59.047	25.590	29.864	1:03.593	125.9	4:12.439									
3		1	1:55.377	24.143	29.437	1:01.797	129.9	6:07.816									
4		1	1:53.967	23.703	29.352	1:00.912	131.5	8:01.783									
5		1	1:54.141	23.944	29.513	1:00.684	131.3	9:55.924									
6		1	1:53.666	23.629	29.603	1:00.434	131.8	11:49.590									
7		1	1:52.900	<b>22.955</b>	29.616	1:00.329	132.7	13:42.490									
8		1	1:52.446	23.131	29.541	59.774	133.3	15:34.936									
9		1	1:52.251	23.475	29.526	<b>59.250</b>	133.5	17:27.187									
10		1	1:53.256	23.867	29.471	59.918	132.3	19:20.443									
11		1	<b>1:51.723</b>	23.098	<b>29.336</b>	59.289	134.1	21:12.166									
<b>111</b>		SPY MOTORSPORT 1.PAUL O'REILY 2.ROBIN ELIS							CATERHAM 420R	1	2	2:18.532	39.627	32.753	1:06.152	108.2	2:18.532
	2	2	1:59.496	25.561	31.069	1:02.866	125.4	4:18.028									
	3	2	1:56.941	24.651	30.494	1:01.796	128.2	6:14.969									
	4	2	1:56.195	24.263	30.291	1:01.641	129.0	8:11.164									
	5	2	1:54.316	23.616	29.778	1:00.922	131.1	10:05.480									
	6	2	1:53.870	23.435	30.165	1:00.270	131.6	11:59.350									
	7	2	2:14.796	<b>23.112</b>	29.947	1:21.737	111.2	14:14.146									
	8	2	1:54.897	24.170	30.160	1:00.567	130.4	16:09.043									
	9	2	1:53.649	23.720	29.913	1:00.016	131.9	18:02.692									
	10	2	1:52.940	23.716	<b>29.620</b>	59.604	132.7	19:55.632									
	11	2	<b>1:52.737</b>	23.746	29.717	<b>59.274</b>	132.9	21:48.369									
	<b>112</b>	LFP MOTORSPORT 1.GARY CURTIS							CATERHAM 420R	1	1	2:19.359	39.978	33.804	1:05.577	107.5	2:19.359
2		1	2:01.338	26.266	31.585	1:03.487	123.5	4:20.697									
3		1	1:59.002	25.678	30.448	1:02.876	125.9	6:19.699									
4		1	1:57.570	24.983	30.328	1:02.259	127.5	8:17.269									
5		1	1:55.937	24.040	30.246	1:01.651	129.3	10:13.206									
6		1	1:56.823	24.595	30.422	1:01.806	128.3	12:10.029									
7		1	1:55.535	24.292	30.090	1:01.153	129.7	14:05.564									
<b>113</b>		TEAM PARKER RACING 1.JUSTIN ARMSTRONG							CATERHAM 420R	1	1	2:05.331	33.210	29.606	1:02.515	119.6	2:05.331
		2	1	1:55.107	23.911	29.385	1:01.811	130.2	4:00.438								
		3	1	1:54.194	23.605	29.556	1:01.033	131.2	5:54.632								
		4	1	1:52.336	23.264	<b>29.169</b>	59.903	133.4	7:46.968								
		5	1	1:52.113	22.926	29.404	59.783	133.7	9:39.081								
	6	1	1:52.154	22.886	29.535	59.733	133.6	11:31.235									
	7	1	1:53.018	23.581	29.510	59.927	132.6	13:24.253									
	8	1	1:52.595	23.196	29.338	1:00.061	133.1	15:16.848									
	9	1	1:51.779	23.051	29.890	58.838	134.1	17:08.627									
	10	1	1:51.008	22.837	29.702	58.469	135.0	18:59.635									
	11	1	<b>1:50.426</b>	<b>22.714</b>	29.331	<b>58.381</b>	135.7	20:50.061									
	<b>114</b>	MCMILLAN MOTORSPORT 1.JASON MCCORMACK							CATERHAM 420R	1	1	2:07.089	34.072	29.668	1:03.349	117.9	2:07.089
2		1	1:54.588	24.011	29.148	1:01.429	130.8	4:01.677									
3		1	1:53.966	24.141	29.344	1:00.481	131.5	5:55.643									





# CATERHAM 420R PT+UK+FR 420R

## CATERHAM RACING FESTIVAL 18, 19 e 20 NOVEMBRO 2

### QUALY RACE 2 420R UK+FR

### Sector Analysis

— Invalidated Lap    ■ Personal Best    ■ Session Best    B Crossing the pit lane

Lap	D	Time	Sector 1	Sector 2	Sector 3	Kph	Elapsed	Lap	D	Time	Sector 1	Sector 2	Sector 3	Kph	Elapsed
8	1	1:49.960	22.700	28.978	58.282	136.3	15:08.539	7	1	1:53.839	24.078	29.860	59.901	131.6	13:53.729
9	1	<b>1:49.373</b>	22.598	<b>28.889</b>	57.886	137.0	16:57.912	8	1	1:54.257	23.647	29.806	1:00.804	131.2	15:47.986
10	1	1:49.462	22.590	29.056	<b>57.816</b>	136.9	18:47.374	9	1	1:54.590	23.805	29.681	1:01.104	130.8	17:42.576
11	1	1:49.569	<b>22.403</b>	29.095	58.071	136.8	20:36.943	10	1	1:53.535	23.823	30.059	59.653	132.0	19:36.111

**212** CCF 1. GRIFFON ARNAUD CATERHAM 420R

1	1	2:13.928	37.142	32.578	1:04.208	111.9	2:13.928
2	1	2:00.053	24.739	29.711	1:05.603	124.8	4:13.981
3	1	1:57.395	25.434	29.415	1:02.546	127.7	6:11.376
4	1	1:55.554	23.673	30.550	1:01.331	129.7	8:06.930
5	1	1:53.665	23.707	<b>29.022</b>	1:00.936	131.9	10:00.595
6	1	<b>1:51.807</b>	23.207	29.074	59.526	134.0	11:52.402
7	1	1:52.965	23.835	29.433	59.697	132.7	13:45.367
8	1	1:52.507	24.024	29.698	<b>58.785</b>	133.2	15:37.874
9	1	2:31.420 B	<b>22.918</b>	29.159	1:39.343	99.0	18:09.294

**220** CCF 1. CHAHINIAN FRANCK CATERHAM 420R

1	1	2:09.123	35.137	30.017	1:03.969	116.1	2:09.123
2	1	1:54.005	24.156	29.009	1:00.840	131.5	4:03.128
3	1	1:53.571	23.626	29.537	1:00.408	132.0	5:56.699
4	1	1:52.361	23.349	<b>28.851</b>	1:00.161	133.4	7:49.060
5	1	1:51.732	23.074	29.461	59.197	134.1	9:40.792
6	1	1:51.337	23.125	29.097	59.115	134.6	11:32.129
7	1	1:52.235	23.334	29.159	59.742	133.5	13:24.364
8	1	1:52.284	23.987	29.001	59.296	133.5	15:16.648
9	1	1:51.115	23.033	29.141	<b>58.941</b>	134.9	17:07.763
10	1	1:51.654	23.361	29.045	59.248	134.2	18:59.417
11	1	<b>1:50.562</b>	<b>22.557</b>	28.889	59.116	135.6	20:49.979

**221** CCF 1. BOSSI SYLVIO CATERHAM 420R GENT

1	1	2:24.201	42.302	33.229	1:08.670	103.9	2:24.201
2	1	2:05.560	26.788	32.016	1:06.756	119.4	4:29.761
3	1	2:05.306	26.415	32.753	1:06.138	119.6	6:35.067
4	1	2:01.993	25.829	30.958	1:05.206	122.8	8:37.060
5	1	2:01.374	25.780	30.756	1:04.838	123.5	10:38.434
6	1	2:00.440	25.156	30.790	1:04.494	124.4	12:38.874
7	1	2:00.258	25.142	30.939	1:04.177	124.6	14:39.132
8	1	2:00.293	25.335	31.060	1:03.898	124.6	16:39.425
9	1	<b>1:58.657</b>	<b>24.896</b>	<b>30.383</b>	1:03.378	126.3	18:38.082
10	1	1:58.737	24.902	30.699	<b>1:03.136</b>	126.2	20:36.819

**225** CCF 1. MASSOUTRE OLIVIER CATERHAM 420R GENT

1	1	2:18.756	40.860	32.310	1:05.586	108.0	2:18.756
2	1	2:00.258	25.922	30.808	1:03.528	124.6	4:19.014
3	1	1:56.829	24.511	30.176	1:02.142	128.3	6:15.843
4	1	1:55.847	24.382	29.970	1:01.495	129.4	8:11.690
5	1	1:54.525	24.065	29.798	1:00.662	130.9	10:06.215
6	1	1:53.675	23.701	<b>29.621</b>	1:00.353	131.8	11:59.890

**229** CCF 1. MOUSSIER RIC CATERHAM 420R

1	1	2:14.242	37.463	32.335	1:04.444	111.6	2:14.242
2	1	1:57.354	25.265	29.965	1:02.124	127.7	4:11.596
3	1	1:54.642	24.164	29.034	1:01.444	130.7	6:06.238
4	1	1:54.523	23.993	29.652	1:00.878	130.9	8:00.761
5	1	1:53.367	23.693	29.767	59.907	132.2	9:54.128
6	1	1:51.361	23.228	<b>28.747</b>	59.386	134.6	11:45.489
7	1	1:51.783	23.046	29.434	59.303	134.1	13:37.272
8	1	1:51.209	23.216	29.036	58.957	134.8	15:28.481
9	1	<b>1:49.288</b>	22.851	28.883	57.554	137.1	17:17.769
10	1	1:49.578	<b>22.685</b>	29.130	57.763	136.8	19:07.347
11	1	1:49.293	22.888	28.931	<b>57.474</b>	137.1	20:56.640

**232** CCF 1. MIGNATELLI ARNAUD CATERHAM 420R

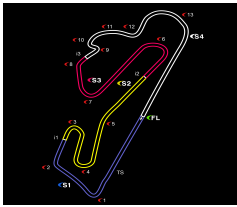
1	1	2:19.510	41.344	33.060	1:05.106	107.4	2:19.510
2	1	2:00.036	26.284	30.911	1:02.841	124.9	4:19.546
3	1	2:04.535	24.977	29.857	1:09.701	120.3	6:24.081
4	1	1:55.746	24.608	29.392	1:01.746	129.5	8:19.827
5	1	1:54.029	24.383	29.113	1:00.533	131.4	10:13.856
6	1	1:55.289	24.123	29.843	1:01.323	130.0	12:09.145
7	1	1:54.301	24.139	29.538	1:00.624	131.1	14:03.446
8	1	1:52.025	23.556	29.402	59.067	133.8	15:55.471
9	1	1:51.091	22.987	<b>29.110</b>	58.994	134.9	17:46.562
10	1	<b>1:50.818</b>	23.112	29.470	<b>58.236</b>	135.2	19:37.380
11	1	1:51.967	<b>22.759</b>	29.328	59.880	133.9	21:29.347

**233** CCF 1. DELAISSE CLEMENT CATERHAM 420R

1	1	2:20.983	40.476	34.045	1:06.462	106.3	2:20.983
2	1	2:01.424	25.834	31.128	1:04.462	123.4	4:22.407
3	1	1:58.344	24.547	30.127	1:03.670	126.6	6:20.751
4	1	1:56.793	24.440	29.967	1:02.386	128.3	8:17.544
5	1	1:55.880	24.945	29.572	1:01.363	129.3	10:13.424
6	1	1:55.596	23.975	29.831	1:01.790	129.6	12:09.020
7	1	1:55.790	24.023	29.595	1:02.172	129.4	14:04.810
8	1	1:54.289	24.139	29.720	<b>1:00.430</b>	131.1	15:59.099
9	1	<b>1:53.195</b>	<b>23.129</b>	<b>29.152</b>	1:00.914	132.4	17:52.294
10	1	1:53.819	23.327	29.881	1:00.611	131.7	19:46.113
11	1	1:54.532	23.998	29.610	1:00.924	130.9	21:40.645

**269** CCF 1. QUETAUD PHILIPPE CATERHAM 420R

1	1	2:15.136	38.694	32.144	1:04.298	110.9	2:15.136
2	1	1:58.907	26.027	30.059	1:02.821	126.0	4:14.043



# CATERHAM 420R PT+UK+FR 420R CATERHAM RACING FESTIVAL 18, 19 e 20 NOVEMBRO 2 QUALY RACE 2 420R UK+FR

## Sector Analysis

— Invalidated Lap    ■ Personal Best    ■ Session Best    B Crossing the pit lane

Lap	D	Time	Sector 1	Sector 2	Sector 3	Kph	Elapsed	Lap	D	Time	Sector 1	Sector 2	Sector 3	Kph	Elapsed
3	1	1:56.451	24.653	29.598	1:02.200	128.7	6:10.494								
4	1	1:55.570	24.228	30.051	1:01.291	129.7	8:06.064								
5	1	1:53.832	24.029	29.453	1:00.350	131.7	9:59.896								
6	1	1:52.470	23.340	29.537	59.593	133.3	11:52.366								
7	1	1:52.382	23.225	29.467	59.690	133.4	13:44.748								
8	1	1:52.557	23.688	29.304	59.565	133.1	15:37.305								
9	1	1:52.499	<b>22.953</b>	30.249	<b>59.297</b>	133.2	17:29.804								
10	1	<b>1:51.419</b>	22.971	<b>29.096</b>	59.352	134.5	19:21.223								
11	1	1:52.241	23.204	29.416	59.621	133.5	21:13.464								

755

**TFL RACING**  
1.TIM BURTON

CATERHAM  
420R

1	1	2:11.032	36.568	30.700	1:03.764	114.4	2:11.032
2	1	1:57.340	24.284	30.216	1:02.840	127.7	4:08.372
3	1	1:56.836	24.347	30.121	1:02.368	128.3	6:05.208
4	1	1:55.528	24.315	29.826	1:01.387	129.7	8:00.736
5	1	1:54.443	23.516	30.028	1:00.899	131.0	9:55.179
6	1	1:54.220	23.553	<b>29.492</b>	1:01.175	131.2	11:49.399
7	1	1:53.913	23.503	29.855	1:00.555	131.6	13:43.312
8	1	1:57.550	25.873	30.449	1:01.228	127.5	15:40.862
9	1	1:53.878	23.984	29.550	1:00.344	131.6	17:34.740
10	1	<b>1:52.633</b>	<b>23.299</b>	29.726	<b>59.608</b>	133.1	19:27.373
11	1	1:53.354	23.431	29.894	1:00.029	132.2	21:20.727