

CATERHAM 420R PT+UK+FR 420R

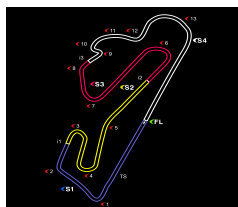
CATERHAM RACING FESTIVAL 18, 19 e 20 NOVEMBRO 2

QUALY RACE 1 420 R UK+FR

Sector Analysis

— Invalidated Lap ■ Personal Best ■ Session Best B Crossing the pit lane

Lap	D	Time	Sector 1	Sector 2	Sector 3	Kph	Elapsed	Lap	D	Time	Sector 1	Sector 2	Sector 3	Kph	Elapsed
3 IND 1.DALLOIS EMMANUEL CATERHAM 420R								24 PALM 1.NOEGRAL BRUNO CATERHAM 420R							
1	1	2:15.395	37.174	32.374	1:05.847	110.7	2:15.395	1	1	2:02.444	30.956	30.168	1:01.320	122.4	2:02.444
2	1	1:59.323	25.082	30.642	1:03.599	125.6	4:14.718	2	1	1:53.745	23.593	29.872	1:00.280	131.8	3:56.189
3	1	1:55.494	24.521	29.812	1:01.161	129.8	6:10.212	3	1	1:52.081	22.999	29.295	59.787	133.7	5:48.270
4	1	1:58.140	23.607	29.737	1:04.796	126.9	8:08.352	4	1	1:52.213	22.787	29.319	1:00.107	133.6	7:40.483
5	1	2:12.016	25.430	34.940	1:11.646	113.5	10:20.368	5	1	2:01.261	23.097	29.765	1:08.399	123.6	9:41.744
6	1	2:14.178	27.856	35.467	1:10.855	111.7	12:34.546	6	1	2:11.607	27.283	34.532	1:09.792	113.9	11:53.351
7	1	2:12.880	27.252	35.051	1:10.577	112.8	14:47.426	7	1	2:14.468	27.308	37.218	1:09.942	111.5	14:07.819
8	1	2:14.132	27.027	35.788	1:11.317	111.7	17:01.558	8	1	2:11.214	27.380	34.396	1:09.438	114.2	16:19.033
9	1	2:12.399	27.562	34.884	1:09.953	113.2	19:13.957	9	1	2:11.795	27.416	34.242	1:10.137	113.7	18:30.828
10	1	2:12.718	27.353	35.267	1:10.098	112.9	21:26.675	10	1	2:12.050	27.322	34.451	1:10.277	113.5	20:42.878
9 MCMILLAN MOTORSPORT 1.DANNY KILIEEN CATERHAM 420R								31 TEILLAIS FLORIAN 1.TEILLAIS FLORIAN CATERHAM 420R							
1	1	2:08.329	33.631	31.178	1:03.520	116.8	2:08.329	1	1	2:12.636	36.553	31.816	1:04.267	113.0	2:12.636
2	1	1:55.943	23.462	30.841	1:01.640	129.3	4:04.272	2	1	1:58.366	24.079	30.779	1:03.508	126.6	4:11.002
3	1	1:53.751	23.357	29.994	1:00.400	131.8	5:58.023	3	1	1:55.716	23.725	30.685	1:01.306	129.5	6:06.718
4	1	1:55.355	23.214	30.041	1:02.100	129.9	7:53.378	4	1	1:56.360	23.088	29.541	1:03.731	128.8	8:03.078
5	1	2:03.366	24.269	30.664	1:08.433	121.5	9:56.744	5	1	2:10.368	25.577	33.290	1:11.501	115.0	10:13.446
6	1	2:13.351	27.661	35.336	1:10.354	112.4	12:10.095	6	1	2:13.954	27.355	35.187	1:11.412	111.9	12:27.400
7	1	2:11.508	27.254	34.843	1:09.411	114.0	14:21.603	7	1	2:14.941	28.740	35.350	1:10.851	111.1	14:42.341
8	1	2:12.019	27.286	35.182	1:09.551	113.5	16:33.622	8	1	2:13.569	27.317	34.863	1:11.389	112.2	16:55.910
9	1	2:10.277	27.209	34.790	1:08.278	115.0	18:43.899	9	1	2:14.081	27.951	35.373	1:10.757	111.8	19:09.991
10	1	2:08.393	26.372	34.449	1:07.572	116.7	20:52.292	10	1	2:13.955	27.494	35.344	1:11.117	111.9	21:23.946
16 CCF 1.HUOT HAROLD CATERHAM 420R								51 CCF 1.ATTIA FREDERIC CATERHAM 420R							
1	1	2:09.114	33.038	31.397	1:04.679	116.1	2:09.114	1	1	2:06.833	32.720	31.232	1:02.881	118.2	2:06.833
2	1	1:55.893	24.073	30.277	1:01.543	129.3	4:05.007	2	1	1:55.237	23.757	30.070	1:01.410	130.1	4:02.070
3	1	1:53.931	23.433	29.818	1:00.680	131.5	5:58.938	3	1	1:54.619	23.598	30.206	1:00.815	130.8	5:56.689
4	1	1:55.827	22.911	29.953	1:02.963	129.4	7:54.765	4	1	1:54.615	23.083	30.181	1:01.351	130.8	7:51.304
5	1	2:05.607	24.555	31.327	1:09.725	119.3	10:00.372	5	1	2:04.426	23.810	30.333	1:10.283	120.4	9:55.730
6	1	2:13.634	27.455	35.163	1:11.016	112.1	12:14.006	6	1	2:12.223	27.186	35.048	1:09.989	113.3	12:07.953
7	1	2:13.586	27.571	35.349	1:10.666	112.2	14:27.592	7	1	2:12.080	27.138	34.750	1:10.192	113.5	14:20.033
8	1	2:13.583	27.584	35.155	1:10.844	112.2	16:41.175	8	1	2:25.093	39.156	34.858	1:11.079	103.3	16:45.126
9	1	2:13.832	27.528	35.518	1:10.786	112.0	18:55.007	9	1	2:17.052	28.464	36.128	1:12.460	109.4	19:02.178
10	1	2:14.784	28.180	35.130	1:11.474	111.2	21:09.791	10	1	2:13.433	27.949	35.325	1:10.159	112.3	21:15.611
18 IND 1.DALLOIS JEAN-MICHEL CATERHAM 420R								53 MCMILLAN MOTORSPORT 1.MATT WELCH CATERHAM 420R							
1	1	2:06.065	32.854	30.901	1:02.310	118.9	2:06.065	1	1	2:17.466	38.141	32.735	1:06.590	109.0	2:17.466
2	1	1:55.208	23.774	30.263	1:01.171	130.1	4:01.273	2	1	1:58.202	24.225	30.463	1:03.514	126.8	4:15.668
3	1	1:54.692	23.522	29.962	1:01.208	130.7	5:55.965	3	1	1:58.903	24.804	31.052	1:03.047	126.0	6:14.571
4	1	1:54.250	23.564	29.649	1:01.037	131.2	7:50.215	4	1	2:04.803	24.612	31.150	1:09.041	120.1	8:19.374
5	1	2:03.361	23.669	30.854	1:08.838	121.5	9:53.576	5	1	2:15.858	28.078	35.357	1:12.423	110.3	10:35.232
6	1	2:11.951	27.656	34.794	1:09.501	113.6	12:05.527	6	1	2:30.109	28.701	35.577	1:25.831	99.8	13:05.341
7	1	2:13.110	28.041	35.156	1:09.913	112.6	14:18.637	7	1	2:15.756	28.498	35.520	1:11.738	110.4	15:21.097
8	1	2:13.538	27.832	35.532	1:10.174	112.2	16:32.175	8	1	2:18.062	28.587	37.188	1:12.287	108.6	17:39.159
9	1	2:11.573	28.053	34.805	1:08.715	113.9	18:43.748	9	1	2:16.361	28.954	35.284	1:12.123	109.9	19:55.520
10	1	2:11.238	27.678	34.662	1:08.898	114.2	20:54.986	10	1	2:19.013	31.804	36.357	1:10.852	107.8	22:14.533



CATERHAM 420R PT+UK+FR 420R

CATERHAM RACING FESTIVAL 18, 19 e 20 NOVEMBRO 2

QUALY RACE 1 420 R UK+FR

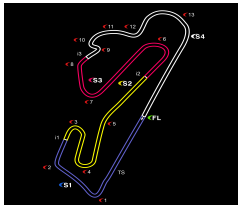
Sector Analysis

— Invalidated Lap ■ Personal Best ■ Session Best B Crossing the pit lane

Lap	D	Time	Sector 1	Sector 2	Sector 3	Kph	Elapsed	Lap	D	Time	Sector 1	Sector 2	Sector 3	Kph	Elapsed		
59		CCF 1.CLAY TRISTAN					CATERHAM 420R		68		MCMILLAN MOTORSPORT 1.IAN DYBLE					CATERHAM 420R	
1	1	2:04.780	32.001	30.488	1:02.291	120.1	2:04.780	1	1	2:13.437	35.248	32.602	1:05.587	112.3	2:13.437		
2	1	1:55.713	24.138	30.559	1:01.016	129.5	4:00.493	2	1	1:58.183	24.137	31.106	1:02.940	126.8	4:11.620		
3	1	1:52.917	23.261	29.647	1:00.009	132.7	5:53.410	3	1	1:57.095	24.092	30.817	1:02.186	128.0	6:08.715		
4	1	1:52.411	22.847	29.417	1:00.147	133.3	7:45.821	4	1	1:58.553	23.627	30.199	1:04.727	126.4	8:07.268		
5	1	2:01.778	23.020	30.234	1:08.524	123.1	9:47.599	5	1	2:34.786	25.780	35.073	1:33.933	96.8	10:42.054		
6	1	2:11.763	27.556	34.906	1:09.301	113.7	11:59.362	6	1	2:18.364	29.929	36.061	1:12.374	108.3	13:00.418		
7	1	2:12.822	27.384	36.158	1:09.280	112.8	14:12.184	7	1	2:16.960	27.884	37.187	1:11.889	109.4	15:17.378		
8	1	2:14.531	27.171	37.189	1:10.171	111.4	16:26.715	8	1	2:16.577	28.532	35.889	1:12.156	109.7	17:33.955		
9	1	2:12.006	27.286	34.807	1:09.913	113.5	18:38.721	9	1	2:15.731	28.418	36.062	1:11.251	110.4	19:49.686		
10	1	2:11.292	27.225	35.020	1:09.047	114.1	20:50.013	10	1	2:14.906	28.520	35.813	1:10.573	111.1	22:04.592		
60		PALM 1.CHATELAIN FRANCIS					CATERHAM 420R		77		CCF 1.BELTOISE VINCENT					CATERHAM 420R GENT	
1	1	2:07.813	33.652	30.967	1:03.194	117.3	2:07.813	1	1	2:05.246	32.256	30.325	1:02.665	119.7	2:05.246		
2	1	1:55.480	23.379	30.684	1:01.417	129.8	4:03.293	2	1	1:55.921	24.271	30.292	1:01.358	129.3	4:01.167		
3	1	1:53.753	23.263	29.702	1:00.788	131.7	5:57.046	3	1	1:54.419	24.260	29.757	1:00.402	131.0	5:55.586		
4	1	1:54.932	23.006	29.916	1:02.010	130.4	7:51.978	4	1	1:53.744	23.409	29.597	1:00.738	131.8	7:49.330		
5	1	2:04.091	23.840	30.546	1:09.705	120.8	9:56.069	5	1	2:02.410	23.518	30.210	1:08.682	122.4	9:51.740		
6	1	2:13.079	27.902	35.299	1:09.878	112.6	12:09.148	6	1	2:09.521	27.385	34.225	1:07.911	115.7	12:01.261		
7	1	2:12.273	27.321	35.049	1:09.903	113.3	14:21.421	7	1	2:10.233	27.253	34.219	1:08.761	115.1	14:11.494		
8	1	2:13.831	27.731	35.681	1:10.419	112.0	16:35.252	8	1	2:08.412	26.938	33.860	1:07.614	116.7	16:19.906		
9	1	2:11.472	26.991	34.791	1:09.690	114.0	18:46.724	9	1	2:08.739	27.022	33.667	1:08.050	116.4	18:28.645		
10	1	2:11.418	27.672	34.708	1:09.038	114.0	20:58.142	10	1	2:10.313	26.859	33.688	1:09.766	115.0	20:38.958		
64		MCMILLAN MOTORSPORT 1.GARY TOOTELL					CATERHAM 420R		86		MCMILLAN MOTORSPORT 1.STEVE RILEY					CATERHAM 420R	
1	1	2:09.337	34.014	31.748	1:03.575	115.9	2:09.337	1	1	2:19.193	38.603	33.667	1:06.923	107.7	2:19.193		
2	1	1:55.813	24.115	30.575	1:01.123	129.4	4:05.150	2	1	2:01.348	25.654			123.5	4:20.541		
3	1	1:56.967	23.849	30.086	1:03.032	128.1	6:02.117	3	1	1:59.489	25.588			125.4	6:20.030		
4	1	1:58.206	23.583	30.492	1:04.131	126.8	8:00.323	4	1	2:04.674	24.635			120.2	8:24.704		
5	1	2:09.886	25.781	32.934	1:11.171	115.4	10:10.209	5	1	2:15.514	27.824	35.523	1:12.167	110.6	10:40.218		
6	1	2:16.387	28.325	35.909	1:12.153	109.9	12:26.596	6	1	2:16.678	28.503			109.7	12:56.896		
7	1	2:13.814	28.026	35.377	1:10.411	112.0	14:40.410	7	1	2:15.415	28.359			110.7	15:12.311		
8	1	2:14.052	28.598	35.066	1:10.388	111.8	16:54.462	8	1	2:14.450	28.438			111.5	17:26.761		
9	1	2:13.898	28.188	35.491	1:10.219	111.9	19:08.360	9	1	2:16.364	28.331			109.9	19:43.125		
10	1	2:13.791	27.942	35.212	1:10.637	112.0	21:22.151	10	1	2:14.563	28.104			111.4	21:57.688		
67		MCMILLAN MOTORSPORT 1.ANDREW CONOLLY					CATERHAM 420R		88		MCMILLAN MOTORSPORT 1.PHIL JENKINS					CATERHAM 420R	
1	1	2:15.184	37.089	32.127	1:05.968	110.9	2:15.184	1	1	2:01.217	29.911	30.068	1:01.238	123.6	2:01.217		
2	1	1:57.114	23.897	30.708	1:02.509	128.0	4:12.298	2	1	1:52.864	22.673	29.962	1:00.229	132.8	3:54.081		
3	1	1:56.995	23.646	30.753	1:02.596	128.1	6:09.293	3	1	1:52.105	22.638	29.601	59.866	133.7	5:46.186		
4	1	1:58.975	23.413	30.014	1:05.548	126.0	8:08.268	4	1	1:51.109	22.559	29.347	59.203	134.9	7:37.295		
5	1	2:13.222	26.024	34.640	1:12.558	112.5	10:21.490	5	1	2:00.146	22.655	30.177	1:07.314	124.7	9:37.441		
6	1	2:13.850	27.539	35.310	1:11.001	112.0	12:35.340	6	1	2:18.140	27.243	43.055	1:07.842	108.5	11:55.581		
7	1	2:13.110	27.514	35.057	1:10.539	112.6	14:48.450	7	1	2:08.826	26.543	34.547	1:07.736	116.3	14:04.407		
8	1	2:13.870	27.396	34.812	1:11.662	112.0	17:02.320	8	1	2:12.267	26.644	33.362	1:12.261	113.3	16:16.674		
9	1	2:13.014	27.550	35.065	1:10.399	112.7	19:15.334	9	1	2:07.657	26.653	33.791	1:07.213	117.4	18:24.331		
10	1	2:15.071	28.189	35.758	1:11.124	111.0	21:30.405	10	1	2:08.329	27.047	33.929	1:07.353	116.8	20:32.660		



ESTORIL
CATERHAM
RACING
FESTIVAL

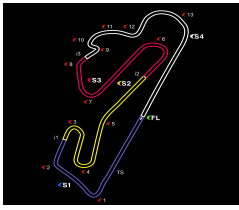


CATERHAM 420R PT+UK+FR 420R CATERHAM RACING FESTIVAL 18, 19 e 20 NOVEMBRO 2 QUALY RACE 1 420 R UK+FR

Sector Analysis

— Invalidated Lap ■ Personal Best ■ Session Best B Crossing the pit lane

Lap	D	Time	Sector 1	Sector 2	Sector 3	Kph	Elapsed	Lap	D	Time	Sector 1	Sector 2	Sector 3	Kph	Elapsed		
89		TFL RACING 1.PHILIPP NAGEL						CATERHAM 420R	119		MCMILLAN MOTORSPORT 1.MARK STANSFIELD						CATERHAM 420R
1	1	2:09.747	34.640	31.027	1:04.080	115.5	2:09.747	1	1	2:08.690	33.709	31.342	1:03.639	116.5	2:08.690		
2	1	1:57.312	24.570	30.385	1:02.357	127.8	4:07.059	2	1	1:55.194	23.692	30.110	1:01.392	130.1	4:03.884		
3	1	1:54.178	23.453	29.968	1:00.757	131.3	6:01.237	3	1	1:53.809	23.450	30.029	1:00.330	131.7	5:57.693		
4	1	2:28.957	23.726	29.785	1:35.446	100.6	8:30.194	4	1	1:55.026	23.301	29.983	1:01.742	130.3	7:52.719		
5	1	2:14.893	27.519	35.764	1:11.610	111.1	10:45.087	5	1	2:03.242	23.400	30.951	1:08.891	121.6	9:55.961		
6	1	2:15.861	28.346	35.884	1:11.631	110.3	13:00.948	6	1	2:12.390	27.270	35.037	1:10.083	113.2	12:08.351		
7	1	2:15.043	27.735	35.557	1:11.751	111.0	15:15.991	7	1	2:11.839	26.957	34.821	1:10.061	113.7	14:20.190		
8	1	2:12.013	27.537	34.749	1:09.727	113.5	17:28.004	8	1	2:11.708	26.910	34.941	1:09.857	113.8	16:31.898		
9	1	2:14.979	27.522	35.586	1:11.871	111.0	19:42.983	9	1	2:11.720	26.864	34.683	1:10.173	113.8	18:43.618		
10	1	2:31.453	44.521	35.311	1:11.621	99.0	22:14.436	10	1	2:11.913	28.068	34.575	1:09.270	113.6	20:55.531		
110		LFP MOTORSPORT 1.GARY LAPIDUS						CATERHAM 420R	123		TEAM PARKER RACING 1.JUSTIN ARMSTRONG						CATERHAM 420R
1	1	2:12.705	35.291	32.646	1:04.768	112.9	2:12.705	1	1	2:05.283	32.546	30.763	1:01.974	119.6	2:05.283		
2	1	1:57.970	24.148	30.674	1:03.148	127.0	4:10.675	2	1	1:55.188	23.488	30.159	1:01.541	130.1	4:00.471		
3	1	1:55.383	23.891	30.299	1:01.193	129.9	6:06.058	3	1	1:53.828	23.665	30.057	1:00.106	131.7	5:54.299		
4	1	1:57.261	23.468	29.779	1:04.014	127.8	8:03.319	4	1	1:53.060	22.707	29.698	1:00.655	132.6	7:47.359		
5	1	2:08.095	25.759	33.252	1:09.084	117.0	10:11.414	5	1	2:00.351	22.732	30.608	1:07.011	124.5	9:47.710		
6	1	2:11.326	27.195	34.365	1:09.766	114.1	12:22.740	6	1	2:09.781	26.812	34.736	1:08.233	115.5	11:57.491		
7	1	2:10.129	27.301	33.793	1:09.035	115.2	14:32.869	7	1	2:10.502	26.743	34.659	1:09.100	114.8	14:07.993		
8	1	2:13.043	28.625	33.984	1:10.434	112.6	16:45.912	8	1	2:09.250	26.600	33.643	1:09.007	116.0	16:17.243		
9	1	2:12.628	28.041	35.497	1:09.090	113.0	18:58.540	9	1	2:09.803	27.092	34.393	1:08.318	115.5	18:27.046		
10	1	2:11.327	27.308	34.203	1:09.816	114.1	21:09.867	10	1	2:07.934	26.600	33.424	1:07.910	117.1	20:34.980		
112		LFP MOTORSPORT 1.GARY CURTIS						CATERHAM 420R	125		MCMILLAN MOTORSPORT 1.JASON MCCORMACK						CATERHAM 420R
1	1	2:19.606	40.094	32.498	1:07.014	107.4	2:19.606	1	1	2:06.054	33.316	30.574	1:02.164	118.9	2:06.054		
2	1	2:01.842	25.649	31.236	1:04.957	123.0	4:21.448	2	1	1:54.910	23.568	30.105	1:01.237	130.4	4:00.964		
3	1	2:00.329	25.438	31.588	1:03.303	124.5	6:21.777	3	1	1:54.535	23.633	29.876	1:01.026	130.8	5:55.499		
4	1	2:04.542	24.403	30.812	1:09.327	120.3	8:26.319	4	1	1:53.377	23.043	29.845	1:00.489	132.2	7:48.876		
5	1	2:18.167	28.950	36.274	1:12.943	108.5	10:44.486	5	1	2:02.134	23.297	30.495	1:08.342	122.7	9:51.010		
6	1	2:17.633	28.507	36.376	1:12.750	108.9	13:02.119	6	1	2:09.692	26.617	33.796	1:09.279	115.6	12:00.702		
7	1	2:15.327	27.788	36.246	1:11.293	110.7	15:17.446	7	1	2:09.707	26.769	34.359	1:08.579	115.5	14:10.409		
8	1	2:14.885	27.871	35.243	1:11.771	111.1	17:32.331	8	1	2:08.778	26.573	33.361	1:08.844	116.4	16:19.187		
9	1	2:15.191	28.114	35.728	1:11.349	110.9	19:47.522	9	1	2:08.915	26.619	34.357	1:07.939	116.3	18:28.102		
10	1	2:15.976	28.240	36.178	1:11.558	110.2	22:03.498	10	1	2:08.890	26.616	33.545	1:08.729	116.3	20:36.992		
117		SPY MOTORSPORT 1.PAUL O'REILY 2.ROBIN ELIS						CATERHAM 420R	134		TFL RACING 1.IAN COWLEY						CATERHAM 420R
1	1	2:15.202	36.900	32.246	1:06.056	110.8	2:15.202	1	1	2:11.507	35.395	31.754	1:04.358	114.0	2:11.507		
2	1	1:59.526	24.887	30.731	1:03.908	125.4	4:14.728	2	1	1:58.280	24.424	31.235	1:02.621	126.7	4:09.787		
3	1	1:59.981	25.436	30.721	1:03.824	124.9	6:14.709	3	1	1:55.218	23.250	30.065	1:01.903	130.1	6:05.005		
4	1	2:04.102	23.884	30.911	1:09.307	120.8	8:18.811	4	1	1:57.697	23.246	29.754	1:04.697	127.3	8:02.702		
5	1	2:16.103	27.931	35.407	1:12.765	110.1	10:34.914	5	1	2:10.779	25.708	33.651	1:11.420	114.6	10:13.481		
6	1	2:16.653	28.342	35.910	1:12.401	109.7	12:51.567	6	1	2:13.938	27.691	35.312	1:10.935	111.9	12:27.419		
7	1	2:17.456	28.417	36.652	1:12.387	109.0	15:09.023	7	1	2:13.678	27.853	35.131	1:10.694	112.1	14:41.097		
8	1	2:17.046	28.289	36.491	1:12.266	109.4	17:26.069	8	1	2:14.815	28.308	35.005	1:11.502	111.2	16:55.912		
9	1	2:16.919	28.286	36.232	1:12.401	109.5	19:42.988	9	1	2:13.293	27.509	35.255	1:10.529	112.4	19:09.205		
10	1	2:15.305	27.357	36.029	1:11.919	110.8	21:58.293	10	1	2:13.507	27.526	35.204	1:10.777	112.3	21:22.712		



CATERHAM 420R PT+UK+FR 420R

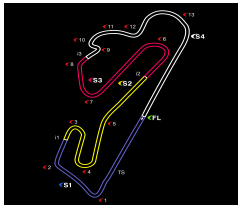
CATERHAM RACING FESTIVAL 18, 19 e 20 NOVEMBRO 2

QUALY RACE 1 420 R UK+FR

Sector Analysis

— Invalidated Lap ■ Personal Best ■ Session Best B Crossing the pit lane

Lap	D	Time	Sector 1	Sector 2	Sector 3	Kph	Elapsed	Lap	D	Time	Sector 1	Sector 2	Sector 3	Kph	Elapsed		
143	LFP MOTORSPORT 1.STEPHEN LYALL							CATERHAM 420R	172	MCMILAN MOTORSPORT 1.MARTIN AMISON							CATERHAM 420R
1	1	2:08.343	34.005	31.311	1:03.027	116.8	2:08.343	1	1	2:15.798	38.251	32.171	1:05.376	110.4	2:15.798		
2	1	1:53.756	22.902	30.047	1:00.807	131.7	4:02.099	2	1	1:59.094	24.975	30.777	1:03.342	125.8	4:14.892		
3	1	1:53.944	23.675	29.609	1:00.660	131.5	5:56.043	3	1	1:56.002	24.515	30.047	1:01.440	129.2	6:10.894		
4	1	1:54.157	23.057	30.207	1:00.893	131.3	7:50.200	4	1	1:58.151	23.392	29.794	1:04.965	126.8	8:09.045		
5	1	2:01.455	23.090	30.188	1:08.177	123.4	9:51.655	5	1	2:13.252	25.852	34.420	1:12.980	112.5	10:22.297		
6	1	2:09.176	26.328	33.774	1:09.074	116.0	12:00.831	6	1	2:18.191	31.924	34.973	1:11.294	108.4	12:40.488		
7	1	2:09.638	26.049	35.218	1:08.371	115.6	14:10.469	7	1	2:17.925	29.112	35.612	1:13.201	108.7	14:58.413		
8	1	2:08.587	26.321	33.494	1:08.772	116.5	16:19.056	8	1	2:23.238	29.227	35.438	1:18.573	104.6	17:21.651		
9	1	2:07.791	26.075	33.267	1:08.449	117.3	18:26.847	9	1	2:17.338	29.080	35.860	1:12.398	109.1	19:38.989		
10	1	2:07.024	26.421	33.251	1:07.352	118.0	20:33.871	10	1	2:17.864	28.735	35.953	1:13.176	108.7	21:56.853		
155	INDEPENDENT 1.RUSS OLIVANT							CATERHAM 420R	209	PALM 1.BIZET HENRI							CATERHAM 420R
1	1	2:08.224	33.861	31.046	1:03.317	116.9	2:08.224	1	1	2:05.092	32.379	30.503	1:02.210	119.8	2:05.092		
2	1	1:55.625	23.388	30.720	1:01.517	129.6	4:03.849	2	1	1:55.328	24.172	29.964	1:01.192	129.9	4:00.420		
3	1	1:53.637	23.290	29.499	1:00.848	131.9	5:57.486	3	1	1:51.690	23.108	29.189	59.393	134.2	5:52.110		
4	1	1:55.846	23.105	30.185	1:02.556	129.4	7:53.332	4	1	1:52.081	22.905	29.101	1:00.075	133.7	7:44.191		
5	1	2:02.993	23.905	30.600	1:08.488	121.9	9:56.325	5	1	2:00.232	22.899	29.700	1:07.633	124.6	9:44.423		
6	1	2:13.716	27.887	35.418	1:10.411	112.1	12:10.041	6	1	2:09.780	26.787	33.943	1:09.050	115.5	11:54.203		
7	1	2:11.157	27.667	34.190	1:09.300	114.3	14:21.198	7	1	2:11.339	26.870	34.604	1:09.865	114.1	14:05.542		
8	1	2:11.530	26.806	34.596	1:10.128	113.9	16:32.728	8	1	2:11.243	27.203	34.428	1:09.612	114.2	16:16.785		
9	1	2:11.606	27.626	34.855	1:09.125	113.9	18:44.334	9	1	2:10.016	27.327	33.966	1:08.723	115.3	18:26.801		
10	1	2:11.172	27.495	34.963	1:08.714	114.3	20:55.506	10	1	2:11.862	27.500	34.058	1:10.304	113.7	20:38.663		
169	JENNINGS ENGINEERING 1.STEPHEN COLLINS							CATERHAM 420R	212	CCF 1.GRIFFON ARNAUD							CATERHAM 420R
1	1	2:13.566	35.700	32.756	1:05.110	112.2	2:13.566	1	1	2:12.290	36.366	31.438	1:04.486	113.3	2:12.290		
2	1	1:57.444	23.616	31.026	1:02.802	127.6	4:11.010	2	1	1:56.565	24.100	30.147	1:02.318	128.6	4:08.855		
3	1	1:56.464	24.234	30.717	1:01.513	128.7	6:07.474	3	1	1:54.980	23.501	29.927	1:01.552	130.3	6:03.835		
4	1	1:57.082	23.202	30.282	1:03.598	128.0	8:04.556	4	1	1:55.547	23.414	29.463	1:02.670	129.7	7:59.382		
5	1	2:09.480	25.194	33.935	1:10.351	115.7	10:14.036	5	1	2:08.423	25.343	32.257	1:10.823	116.7	10:07.805		
6	1	2:13.752	27.484	35.374	1:10.894	112.0	12:27.788	6	1	2:18.086	28.347	36.575	1:13.164	108.5	12:25.891		
7	1	2:14.547	28.651	35.410	1:10.486	111.4	14:42.335	7	1	2:14.736	27.706	35.206	1:11.824	111.2	14:40.627		
8	1	2:13.840	27.582	35.088	1:11.170	112.0	16:56.175	8	1	2:18.383	29.793	36.363	1:12.227	108.3	16:59.010		
9	1	2:13.810	27.872	35.584	1:10.354	112.0	19:09.985	9	1	2:12.984	27.101	35.575	1:10.308	112.7	19:11.994		
10	1	2:12.786	27.083	35.402	1:10.301	112.9	21:22.771	10	1	2:12.668	27.174	34.576	1:10.918	113.0	21:24.662		
171	MALT BLYTH MOTORSPORT 1.JONATHAN MICHELL							CATERHAM 420R	220	CCF 1.CHAHNIAN FRANCK							CATERHAM 420R
1	1	2:04.632	31.604	29.745	1:03.283	120.2	2:04.632	1	1	2:04.915	31.278	30.285	1:03.352	120.0	2:04.915		
2	1	1:53.453	23.364	29.903	1:00.186	132.1	3:58.085	2	1	1:55.510	23.561	29.959	1:01.990	129.7	4:00.425		
3	1	1:51.991	23.040	29.614	59.337	133.8	5:50.076	3	1	1:54.899	23.995	29.778	1:01.126	130.4	5:55.324		
4	1	1:52.131	23.176	29.492	59.463	133.7	7:42.207	4	1	1:53.615	23.089	29.430	1:01.096	131.9	7:48.939		
5	1	2:00.857	23.011	30.157	1:07.689	124.0	9:43.064	5	1	2:04.599	23.691	30.577	1:10.331	120.3	9:53.538		
6	1	2:09.679	26.624	34.064	1:08.991	115.6	11:52.743	6	1	2:14.374	28.059	35.461	1:10.854	111.5	12:07.912		
7	1	2:08.314	26.767	33.893	1:07.654	116.8	14:01.057	7	1	2:13.190	28.089	35.065	1:10.036	112.5	14:21.102		
8	1	2:07.776	26.721	33.913	1:07.142	117.3	16:08.833	8	1	2:12.604	27.646	35.159	1:09.799	113.0	16:33.706		
9	1	2:07.784	26.710	33.926	1:07.148	117.3	18:16.617	9	1	2:12.064	27.638	34.786	1:09.640	113.5	18:45.770		
10	1	2:08.270	26.623	34.075	1:07.572	116.8	20:24.887	10	1	2:12.316	27.293	34.862	1:10.161	113.3	20:58.086		



CATERHAM 420R PT+UK+FR 420R

CATERHAM RACING FESTIVAL 18, 19 e 20 NOVEMBRO 2

QUALY RACE 1 420 R UK+FR

Sector Analysis

— Invalidated Lap ■ Personal Best ■ Session Best B Crossing the pit lane

Lap	D	Time	Sector 1	Sector 2	Sector 3	Kph	Elapsed	Lap	D	Time	Sector 1	Sector 2	Sector 3	Kph	Elapsed
221	CCF 1.BOSSI SYLVIO CATERHAM 420R GENT							4	1	2:06.728	25.125	30.665	1:10.938	118.3	8:28.292
	5	1	2:21.459	29.063	37.356	1:15.040	105.9	10:49.751							
	6	1	2:17.312	28.246	35.854	1:13.212	109.1	13:07.063							
	7	1	2:15.473	28.021	34.843	1:12.609	110.6	15:22.536							
	8	1	2:16.257	27.804	35.923	1:12.530	110.0	17:38.793							
	9	1	2:15.716	28.080	35.378	1:12.258	110.4	19:54.509							
	10	1	2:30.467	42.347	35.712	1:12.408	99.6	22:24.976							
	1	1	2:21.828	40.824	33.281	1:07.723	105.7	2:21.828							
	2	1	2:04.644	25.735	33.009	1:05.900	120.2	4:26.472							
	3	1	2:01.847	25.139	31.454	1:05.254	123.0	6:28.319							
4	1	2:09.100	25.561	31.316	1:12.223	116.1	8:37.419								
5	1	2:24.509	29.815	38.037	1:16.657	103.7	11:01.928								
6	1	2:25.931	32.237	37.681	1:16.013	102.7	13:27.859								
7	1	2:23.111	29.948	37.112	1:16.051	104.7	15:50.970								
8	1	2:25.870	29.610	38.445	1:17.815	102.7	18:16.840								
9	1	2:27.310	30.180	35.890	1:21.240	101.7	20:44.150								
225	CCF 1.MASSOUTRE OLIVIER CATERHAM 420R GENT							1	1	2:11.715	35.056	32.542	1:04.117	113.8	2:11.715
	2	1	1:56.004	23.910	30.394	1:01.700	129.2	4:07.719							
	3	1	1:54.321	23.719	29.793	1:00.809	131.1	6:02.040							
	4	1	1:56.474	23.486	29.986	1:03.002	128.7	7:58.514							
	5	1	2:08.828	25.235	32.352	1:11.241	116.3	10:07.342							
	6	1	2:19.413	29.248	37.246	1:12.919	107.5	12:26.755							
7	1	2:18.900	29.478	37.474	1:11.948	107.9	14:45.655								
8	1	2:15.947	28.312	35.751	1:11.884	110.2	17:01.602								
9	1	2:15.516	28.988	35.756	1:10.772	110.6	19:17.118								
10	1	2:16.461	28.677	36.129	1:11.655	109.8	21:33.579								
229	CCF 1.MOUSSIER ERIC CATERHAM 420R							1	1	2:15.724	37.387	32.357	1:05.980	110.4	2:15.724
	2	1	1:59.850	24.552	31.270	1:04.028	125.0	4:15.574							
	3	1	1:59.257	24.014	31.773	1:03.470	125.7	6:14.831							
	4	1	2:03.950	24.025	30.702	1:09.223	120.9	8:18.781							
	5	1	2:11.743	26.537	34.653	1:10.553	113.8	10:30.524							
	6	1	2:12.946	28.081	34.882	1:09.983	112.7	12:43.470							
	7	1	2:14.804	27.801	35.152	1:11.851	111.2	14:58.274							
	8	1	2:13.964	27.734	34.755	1:11.475	111.9	17:12.238							
	9	1	2:17.142	28.621	35.606	1:12.915	109.3	19:29.380							
	10	1	2:19.109	28.814	36.626	1:13.669	107.7	21:48.489							
232	CCF 1.MIGNATELLI ARNAUD CATERHAM 420R							1	1	2:20.022	38.964	33.706	1:07.352	107.0	2:20.022
	2	1	2:02.124	25.513	31.333	1:05.278	122.7	4:22.146							
	3	1	1:59.945	24.972	31.695	1:03.278	124.9	6:22.091							
	4	1	2:05.811	24.844	30.610	1:10.357	119.1	8:27.902							
	5	1	2:19.049	28.788	37.354	1:12.907	107.8	10:46.951							
	6	1	2:16.722	28.035	37.389	1:11.298	109.6	13:03.673							
	7	1	2:14.367	27.667	35.143	1:11.557	111.5	15:18.040							
	8	1	2:53.124	28.571	1:13.367	1:11.186	86.6	18:11.164							
	9	1	2:17.797	28.858	35.945	1:12.994	108.8	20:28.961							
233	CCF 1.DELAISSE CLEMENT CATERHAM 420R							1	1	2:18.985	36.370	34.249	1:08.366	107.8	2:18.985
	2	1	2:01.373	24.779	31.299	1:05.295	123.5	4:20.358							
	3	1	2:01.206	26.306	31.407	1:03.493	123.6	6:21.564							