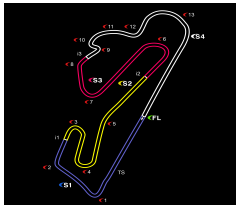




ESTORIL
CATERHAM
RACING
FESTIVAL

18/20 Nov. 2022



CATERHAM 420R PT+UK+FR 420R

CATERHAM RACING FESTIVAL 18, 19 e 20 NOVEMBRO 2

QUALIFYING 420R UK+FR

Sector Analysis

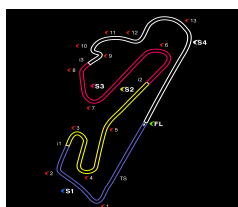
— Invalidated Lap ■ Personal Best ■ Session Best B Crossing the pit lane

Lap	D	Time	Sector 1	Sector 2	Sector 3	T.Spd	Elapsed	Lap	D	Time	Sector 1	Sector 2	Sector 3	T.Spd	Elapsed		
3	IND 1.DALLOIS EMMANUEL CATERHAM 420R							5	1	1:48.579	22.741	29.303	56.535	208.2	9:24.493		
	6	1	1:53.396	24.258	29.538	59.600	214.3	11:17.889	7	1	1:47.638	22.853	28.696	56.089	208.2	13:05.527	
	8	1	1:48.279	22.941	29.031	56.307	211.0	14:53.806	9	1	1:48.805	22.890	29.064	56.851	205.9	16:42.611	
	1	1	3:08.388	1:38.075	31.430	58.883		3:08.388	31	TEILLAIS FLORIAN 1.TEILLAIS FLORIAN CATERHAM 420R							
	2	1	1:52.954	23.373	29.982	59.599	213.1	5:01.342		1	1	3:00.985	1:23.556	35.439	1:01.990		3:00.985
	3	1	1:53.423	23.600	30.526	59.297	213.5	6:54.765		2	1	1:50.893	23.299	30.121	57.473	211.0	4:51.878
	4	1	1:51.754	23.250	30.350	58.154	213.9	8:46.519		3	1	1:51.220	23.341	29.861	58.018	216.0	6:43.098
	5	1	1:51.105	23.020	30.377	57.708	213.5	10:37.624		4	1	1:50.866	23.335	29.627	57.904	213.5	8:33.964
	6	1	1:50.720	23.111	29.937	57.672	215.6	12:28.344		5	1	1:50.720	23.770	29.819	57.131	212.7	10:24.684
7	1	1:50.922	22.861	29.883	58.178	216.4	14:19.266	6		1	1:50.734	23.391	29.816	57.527	214.7	12:15.418	
8	1	1:51.250	23.240	30.365	57.645	215.2	16:10.516	7		1	1:50.854	23.394	30.007	57.453	213.9	14:06.272	
8	1	1:51.250	23.240	30.365	57.645	215.2	16:10.516	8		1	1:50.369	23.354	29.785	57.230	215.2	15:56.641	
9	MCMILLAN MOTORSPORT 1.DANNY KILIEEN CATERHAM 420R							51	CCF 1.ATTIA FREDERIC CATERHAM 420R								
	1	1	2:40.359	1:04.596	33.148	1:02.615			2:40.359	1	1	3:00.050	1:28.855	31.880	59.315		3:00.050
	2	1	1:49.312	23.041	29.469	56.802	208.2		4:29.671	2	1	1:49.769	23.061	29.529	57.179	208.2	4:49.819
	3	1	1:48.956	23.064	29.289	56.603	213.5		6:18.627	3	1	1:48.916	22.731	29.070	57.115	215.6	6:38.735
	4	1	1:48.905	22.825	29.601	56.479	216.0		8:07.532	4	1	1:48.810	23.021	29.264	56.525	215.6	8:27.545
	5	1	1:49.080	22.909	29.119	57.052	213.9		9:56.612	5	1	1:48.954	22.812	29.377	56.765	213.9	10:16.499
	6	1	1:49.160	22.734	29.271	57.155	213.1		11:45.772	6	1	1:49.243	22.992	29.305	56.946	209.8	12:05.742
	7	1	1:51.384	23.235	30.301	57.848	210.2		13:37.156	7	1	1:48.971	22.746	29.503	56.722	216.4	13:54.713
	8	1	1:48.756	23.246	29.339	56.171	212.7		15:25.912	8	1	1:48.179	22.494	29.422	56.263	216.0	15:42.892
16	CCF 1.HUOT HAROLD CATERHAM 420R							53	MCMILLAN MOTORSPORT 1.MATT WELCH CATERHAM 420R								
	1	1	2:00.367	29.566	31.274	59.527			2:00.367	1	1	2:47.144	1:14.215	30.738	1:02.191		2:47.144
	2	1	1:51.052	23.504	29.746	57.802	206.7		3:51.419	2	1	1:51.801	24.054	29.733	58.014	203.6	4:38.945
	3	1	1:50.430	23.393	29.622	57.415	211.0		5:41.849	3	1	1:52.498	23.552	29.456	59.490	197.4	6:31.443
	4	1	1:52.852	23.608	29.655	59.589	203.6		7:34.701	4	1	1:50.815	23.425	29.594	57.796	207.8	8:22.258
	5	1	1:51.763	23.307	31.068	57.388	211.0		9:26.464	5	1	1:54.305	26.493	29.734	58.078	208.6	10:16.563
	6	1	1:49.171	22.790	29.423	56.958	213.1		11:15.635	6	1	1:50.777	23.649	29.428	57.700	194.3	12:07.340
	7	1	1:50.868	23.104	29.471	58.293	213.9		13:06.503	7	1	1:50.130	23.290	29.453	57.387	211.8	13:57.470
	8	1	1:51.042	23.148	30.497	57.397	209.4		14:57.545	8	1	1:51.070	23.528	30.111	57.431	209.4	15:48.540
9	1	1:48.565	22.807	29.079	56.679	210.6	16:46.110	59	CCF 1.CLAY TRISTAN CATERHAM 420R								
18	IND 1.DALLOIS JEAN-MICHEL CATERHAM 420R								1	1	2:18.575	48.754	31.435	58.386		2:18.575	
	1	1	3:06.167	1:37.383	31.111	57.673			3:06.167	2	1	1:47.897	22.690	29.419	55.788	216.0	4:06.472
	2	1	1:49.387	23.019	29.512	56.856	214.3		4:55.554	3	1	1:48.954	23.072	29.392	56.490	211.0	5:55.426
	3	1	1:48.704	22.848	29.238	56.618	216.4		6:44.258	4	1	1:50.720	23.003	29.287	58.430	209.4	7:46.146
	4	1	1:48.953	22.639	29.321	56.993	210.6		8:33.211	5	1	1:47.990	22.782	28.964	56.244	216.9	9:34.136
	5	1	1:48.925	23.270	29.347	56.308	212.3		10:22.136	6	1	1:48.213	22.453	29.123	56.637	210.2	11:22.349
	6	1	1:48.504	22.617	28.969	56.918	211.4		12:10.640	7	1	1:49.755	22.537	29.171	58.047	210.2	13:12.104
	7	1	1:47.923	22.506	29.390	56.027	216.0		13:58.563	8	1	2:14.725B	22.576	29.538	1:22.611	213.1	15:26.829
	8	1	1:48.975	22.752	29.356	56.867	211.4	15:47.538	60	PALM 1.CHATELAIN FRANCIS CATERHAM 420R							
24	PALM 1.NOEGRAL BRUNO CATERHAM 420R							1		1	2:09.723	35.519	31.884	1:02.320		2:09.723	
	1	1	1:48.741	22.713	29.347	56.681	215.6	3:58.464		2	1	1:48.425	22.759	29.329	56.337	211.8	5:46.889
	2	1	1:48.025	22.671	29.525	56.829	216.0	7:35.914									
	3	1	1:48.425	22.759	29.329	56.337	211.8	5:46.889									
	4	1	1:49.025	22.671	29.525	56.829	216.0	7:35.914									



**ESTORIL
CATERHAM
RACING
FESTIVAL**

18/20 Nov. 2022



CATERHAM 420R PT+UK+FR 420R CATERHAM RACING FESTIVAL 18, 19 e 20 NOVEMBRO 2 QUALIFYING 420R UK+FR

Sector Analysis

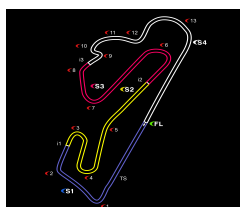
— Invalidated Lap ■ Personal Best ■ Session Best B Crossing the pit lane

Lap	D	Time	Sector 1	Sector 2	Sector 3	T.Spd	Elapsed	Lap	D	Time	Sector 1	Sector 2	Sector 3	T.Spd	Elapsed
64 MCMILLAN MOTORSPORT CATERHAM 1.GARY TOOTELL 420R															
1	1	2:13.967	45.026	30.672	58.269		2:13.967								
2	1	1:50.202	22.904	29.447	57.851	214.7	4:04.169								
3	1	1:50.303	22.981	29.299	58.023	216.0	5:54.472								
4	1	1:50.914	23.186	29.559	58.169	213.5	7:45.386								
5	1	1:49.571	23.007	29.539	57.025	215.6	9:34.957								
6	1	1:48.600	22.784	28.970	56.846	210.6	11:23.557								
7	1	1:49.172	22.725	29.362	57.085	211.8	13:12.729								
8	1	1:51.243	24.272	29.271	57.700	188.3	15:03.972								
66 MCMILLAN MOTORSPORT CATERHAM 1.STEVE RILEY 420R															
1	1	4:38.516					4:38.516								
2	1	1:51.267					6:29.783								
3	1	1:50.280					8:20.063								
4	1	4:01.172					12:21.235								
5	1	1:51.200					14:12.435								
6	1	1:51.566					16:04.001								
67 MCMILLAN MOTORSPORT CATERHAM 1.ANDREW CONOLLY 420R															
1	1	2:40.868	1:05.369	32.775	1:02.724		2:40.868								
2	1	1:49.499	23.194	29.362	56.943	208.6	4:30.367								
3	1	1:49.171	23.018	29.392	56.761	206.7	6:19.538								
4	1	1:50.254	23.339	29.517	57.398	210.2	8:09.792								
5	1	1:49.644	22.980	29.292	57.372	209.4	9:59.436								
6	1	1:49.745	23.061	29.460	57.224	211.4	11:49.181								
7	1	1:49.842	23.159	29.366	57.317	212.7	13:39.023								
8	1	1:50.605	23.250	29.781	57.574	209.4	15:29.628								
68 MCMILLAN MOTORSPORT CATERHAM 1.IAN DYBLE 420R															
1	1	2:27.464	56.538	30.947	59.979		2:27.464								
2	1	1:51.030	23.109	29.699	58.222	213.9	4:18.494								
3	1	1:51.975	23.296	29.706	58.973	214.7	6:10.469								
4	1	1:52.542	24.243	29.924	58.375	206.3	8:03.011								
5	1	1:50.691	22.990	29.488	58.213	215.2	9:53.702								
6	1	1:51.473	23.192	30.042	58.239	212.3	11:45.175								
7	1	1:51.947	23.570	30.303	58.074	213.9	13:37.122								
8	1	1:51.289	23.925	29.652	57.712	204.8	15:28.411								
69 TFL RACING CATERHAM 1.PHILIPP NAGEL 420R															
1	1	2:06.307	31.424	33.292	1:01.591		2:06.307								
2	1	1:51.660	23.637	30.130	57.893	205.5	3:57.967								
3	1	1:50.282	22.986	29.939	57.357	205.1	5:48.249								
4	1	1:51.511	24.571	29.611	57.329	201.8	7:39.760								
5	1	1:49.810	23.246	29.585	56.979	215.6	9:29.570								
6	1	1:50.302	23.055	29.836	57.411	206.7	11:19.872								
7	1	1:52.458	23.375	30.093	58.990	207.5	13:12.330								
8	1	1:50.503	23.489	29.700	57.314	200.7	15:02.833								
70 LFP MOTORSPORT CATERHAM 1.GARY LAPIDUS 420R															
1	1	2:14.730	45.064	31.353	58.313		2:14.730								
2	1	1:50.023	22.885	29.556	57.582	213.9	4:04.753								
3	1	1:50.599	22.806	29.269	58.524	213.9	5:55.352								
4	1	1:51.358	23.402	29.662	58.294	204.0	7:46.710								
5	1	1:50.500	23.290	29.274	57.936	216.0	9:37.210								
6	1	1:49.328	22.979	29.242	57.107	214.3	11:26.538								
7	1	1:49.906	22.832	29.488	57.586	216.4	13:16.444								
8	1	1:52.067	22.849	29.798	59.420	217.3	15:08.511								
71 LFP MOTORSPORT CATERHAM 1.GARY CURTIS 420R															
1	1	2:40.334	1:02.929	33.967	1:03.438		2:40.334								
2	1	1:55.764	25.001	30.715	1:00.048	194.3	4:36.098								
3	1	1:55.301	24.152	30.717	1:00.432	214.7	6:31.399								
4	1	1:53.004	24.134	30.093	58.777	194.6	8:24.403								
5	1	1:54.578	24.820	30.973	58.785	212.3	10:18.981								
6	1	1:53.066	24.147	30.058	58.861	211.4	12:12.047								



ESTORIL
CATERHAM
RACING
FESTIVAL

18/20 Nov. 2022



CATERHAM 420R PT+UK+FR 420R

CATERHAM RACING FESTIVAL 18, 19 e 20 NOVEMBRO 2

QUALIFYING 420R UK+FR

Sector Analysis

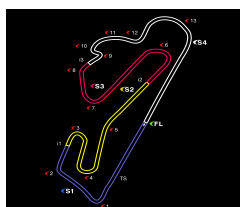
— Invalidated Lap ■ Personal Best ■ Session Best B Crossing the pit lane

Lap	D	Time	Sector 1	Sector 2	Sector 3	T.Spd	Elapsed	Lap	D	Time	Sector 1	Sector 2	Sector 3	T.Spd	Elapsed
117 SPY MOTORSPORT CATERHAM 420R 1. PAUL O'REILY 2. ROBIN ELIS															
7	1	1:52.956	23.442	30.040	59.474	215.2	14:05.003	4	1	1:51.467	23.957	29.518	57.992	188.6	7:39.780
8	1	1:56.266	23.703	31.568	1:00.995	213.9	16:01.269	5	1	1:50.958	23.746	29.520	57.692	200.3	9:30.738
1	1	2:25.210	48.757	34.533	1:01.920		2:25.210	6	1	1:50.279	23.540	29.552	57.187	213.1	11:21.017
2	1	1:52.343	23.767	30.174	58.402	198.8	4:17.553	7	1	1:51.383	23.023	29.804	58.556	213.9	13:12.400
3	1	1:50.529	23.229	29.509	57.791	207.5	6:08.082	8	1	1:50.408	23.257	29.546	57.605	214.7	15:02.808
4	1	1:51.685	23.716	30.253	57.716	208.6	7:59.767								
5	1	1:50.077	23.271	29.645	57.161	215.2	9:49.844								
6	1	1:49.528	23.000	29.487	57.041	206.7	11:39.372								
7	1	1:50.394	22.902	29.820	57.672	209.4	13:29.766								
8	1	1:50.609	23.388	29.848	57.373	206.3	15:20.375								
119 MCMILLAN MOTORSPORT CATERHAM 420R 1. MARK STANSFIELD															
1	1	2:26.691	54.784	31.192	1:00.715		2:26.691								
2	1	1:50.593	23.045	29.828	57.720	209.8	4:17.284								
3	1	1:49.099	22.593	29.519	56.987	213.9	6:06.383								
4	1	1:50.782	22.962	29.666	58.154	214.3	7:57.165								
5	1	1:52.291	23.436	31.504	57.351	210.2	9:49.456								
6	1	1:49.476	22.969	29.618	56.889	216.4	11:38.932								
7	1	1:50.576	23.048	29.515	58.013	216.4	13:29.508								
8	1	1:52.258	23.003	29.821	59.434	213.5	15:21.766								
123 TEAM PARKER RACING CATERHAM 420R 1. JUSTIN ARMSTRONG															
1	1	2:26.750	55.243	31.024	1:00.483		2:26.750								
2	1	1:50.035	22.827	29.796	57.412	216.4	4:16.785								
3	1	1:49.294	22.498	29.773	57.023	215.6	6:06.079								
4	1	1:51.211	23.772	29.750	57.689	213.5	7:57.290								
5	1	1:51.239	22.898	30.601	57.740	217.3	9:48.529								
6	1	1:49.032	22.589	29.616	56.827	214.3	11:37.561								
7	1	1:53.090	22.802	29.624	1:00.664	215.6	13:30.651								
8	1	1:54.809	23.133	30.290	1:01.386	213.9	15:25.460								
125 MCMILLAN MOTORSPORT CATERHAM 420R 1. JASON MCCORMACK															
1	1	2:25.281	53.301	31.367	1:00.613		2:25.281								
2	1	1:50.633	23.043	29.935	57.655	212.7	4:15.914								
3	1	2:02.602	22.796	29.378	1:10.428	213.1	6:18.516								
4	1	1:50.660	24.025	29.485	57.150	207.5	8:09.176								
5	1	1:48.821	22.838	29.220	56.763	216.4	9:57.997								
6	1	1:49.105	22.585	29.380	57.140	215.6	11:47.102								
7	1	1:50.415	22.806	30.068	57.541	216.0	13:37.517								
8	1	2:18.327 B	24.097	32.348	1:21.882	213.1	15:55.844								
134 TFL RACING CATERHAM 420R 1. IAN COWLEY															
1	1	2:06.713	32.539	32.778	1:01.396		2:06.713								
2	1	1:50.822	23.629	29.790	57.403	202.5	3:57.535								
3	1	1:50.778	22.958	29.760	58.060	215.6	5:48.313								
143 LFP MOTORSPORT CATERHAM 420R 1. STEPHEN LYALL															
1	1	2:06.646	36.044	30.817	59.785		2:06.646								
2	1	1:48.614	22.663	29.281	56.670	215.6	3:55.260								
3	1	1:48.496	22.766	29.231	56.499	213.1	5:43.756								
4	1	1:49.390	22.735	29.025	57.630	213.9	7:33.146								
5	1	1:56.162	23.381	32.018	1:00.763	213.5	9:29.308								
6	1	1:49.171	22.908	29.305	56.958	210.6	11:18.479								
7	1	1:57.134	23.589	35.947	57.598	210.6	13:15.613								
8	1	1:57.381	22.980	33.488	1:00.913	216.9	15:12.994								
155 INDEPENDENT CATERHAM 420R 1. RUSS OLIVANT															
1	1	2:28.257	58.001	31.028	59.228		2:28.257								
2	1	1:51.449	23.025	29.456	58.968	205.9	4:19.706								
3	1	1:50.790	23.354	29.392	58.044	204.0	6:10.496								
4	1	1:50.149	23.515	29.498	57.136	207.1	8:00.645								
5	1	1:49.902	23.214	29.297	57.391	203.2	9:50.547								
6	1	1:49.404	23.057	29.479	56.868	212.7	11:39.951								
7	1	1:50.702	23.045	29.259	58.398	210.6	13:30.653								
8	1	1:52.250	23.770	29.952	58.528	187.7	15:22.903								
169 JENNINGS ENGINEERING CATERHAM 420R 1. STEPHEN COLLINS															
1	1	2:29.336	59.108	30.790	59.438		2:29.336								
2	1	1:50.360	22.881	29.821	57.658	208.2	4:19.696								
3	1	1:51.103	23.596	29.641	57.866	212.7	6:10.799								
4	1	1:52.597	24.229	29.988	58.380	208.2	8:03.396								
5	1	1:50.397	22.940	29.899	57.558	211.0	9:53.793								
6	1	1:50.838	22.867	29.902	58.069	212.3	11:44.631								
7	1	1:53.692	24.875	30.204	58.613	215.2	13:38.323								
8	1	1:50.417	23.425	29.741	57.251	204.0	15:28.740								
171 MALT BLYTH MOTORSPORT CATERHAM 420R 1. JONATHAN MICHELL															
1	1	2:26.182	54.369	31.118	1:00.695		2:26.182								
2	1	1:48.972	22.880	29.337	56.755	211.8	4:15.154								
3	1	1:48.364	22.458	29.325	56.581	217.3	6:03.518								
4	1	1:54.633	22.968	31.221	1:00.444	215.6	7:58.151								
5	1	1:49.979	22.634	29.623	57.722	213.1	9:48.130								
6	1	1:47.899	22.565	29.209	56.125	216.4	11:36.029								
7	1	1:53.955	22.980	31.217	59.758	217.3	13:29.984								
8	1	1:55.298	24.235	32.491	58.572	213.5	15:25.282								
172 MCMILAN MOTORSPORT CATERHAM 420R 1. MARTIN AMISON															
1	1	2:06.713	32.539	32.778	1:01.396		2:06.713								
2	1	1:50.822	23.629	29.790	57.403	202.5	3:57.535								
3	1	1:50.778	22.958	29.760	58.060	215.6	5:48.313								



ESTORIL
CATERHAM
RACING
FESTIVAL

18/20 Nov. 2022

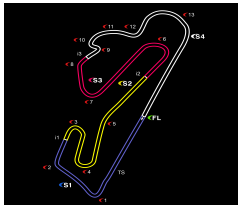


CATERHAM 420R PT+UK+FR 420R CATERHAM RACING FESTIVAL 18, 19 e 20 NOVEMBRO 2 QUALIFYING 420R UK+FR

Sector Analysis

— Invalidated Lap ■ Personal Best ■ Session Best B Crossing the pit lane

Lap	D	Time	Sector 1	Sector 2	Sector 3	T.Spd	Elapsed	Lap	D	Time	Sector 1	Sector 2	Sector 3	T.Spd	Elapsed
209 PALM 1.BIZET HENRI CATERHAM 420R															
1	1	2:28.707	58.245	31.058	59.404		2:28.707								
2	1	1:51.449	23.157	30.036	58.256	211.4	4:20.156								
3	1	1:50.707	23.267	29.829	57.611	201.0	6:10.863								
4	1	1:51.052	23.589	29.959	57.504	207.5	8:01.915								
5	1	1:50.717	22.732	30.306	57.679	213.9	9:52.632								
6	1	1:52.586	23.417	30.788	58.381	216.0	11:45.218								
7	1	1:52.054	23.215	31.209	57.630	216.0	13:37.272								
8	1	1:50.767	23.446	29.743	57.578	208.2	15:28.039								
212 CCF 1.GRIFFON ARNAUD CATERHAM 420R															
1	1	2:11.115	36.835	31.780	1:02.500		2:11.115								
2	1	1:49.329	23.037	29.400	56.892	208.6	4:00.444								
3	1	1:48.012	22.719	28.966	56.327	211.4	5:48.456								
4	1	1:48.169	23.002	28.919	56.248	212.7	7:36.625								
5	1	1:48.420	22.476	29.163	56.781	214.3	9:25.045								
6	1	1:53.047	22.783	31.052	59.212	216.0	11:18.092								
7	1	1:48.471	23.052	28.857	56.562	212.3	13:06.563								
8	1	1:48.055	22.666	29.213	56.176	209.4	14:54.618								
9	1	1:47.944	22.570	28.811	56.563	215.6	16:42.562								
220 CCF 1.CHAHINIAN FRANCK CATERHAM 420R															
1	1	2:11.875	42.519	30.243	59.113		2:11.875								
2	1	1:49.719	23.582	29.354	56.783	212.3	4:01.594								
3	1	1:50.027	22.928	29.582	57.517	216.9	5:51.621								
4	1	1:49.671	23.150	29.325	57.196	214.3	7:41.292								
5	1	1:49.707	22.983	29.216	57.508	210.6	9:30.999								
6	1	1:53.620	23.712	32.597	57.311	216.9	11:24.619								
7	1	1:49.766	22.851	29.571	57.344	212.7	13:14.385								
8	1	1:50.870	22.879	29.532	58.459	208.2	15:05.255								
221 CCF 1.BOSSI SYLVIO CATERHAM 420R GENT															
1	1	2:47.186	1:10.715	32.531	1:03.940		2:47.186								
2	1	1:55.337	25.165	30.395	59.777	183.0	4:42.523								
3	1	1:55.962	25.238	30.557	1:00.167	187.3	6:38.485								
4	1	1:54.677	24.739	30.108	59.830	180.3	8:33.162								
5	1	1:56.242	26.431	30.294	59.517	183.0	10:29.404								
6	1	1:54.764	24.861	29.862	1:00.041	188.3	12:24.168								
7	1	1:53.462	24.035	30.174	59.253	207.5	14:17.630								
222 CCF 1.MASSOUTRE OLIVIER CATERHAM 420R GENT															
1	1	3:00.131	1:20.381	37.722	1:02.028		3:00.131								
2	1	2:15.337	23.868	30.011	1:21.458	203.2	5:15.468								
3	1	7:15.562	5:44.377	30.992	1:00.193		12:31.030								
4	1	1:53.700	24.439	30.480	58.781	204.4	14:24.730								
5	1	1:54.279	24.826	30.436	59.017	215.6	16:19.009								
229 CCF 1.MOUSSIER ERIC CATERHAM 420R															
1	1	2:08.168	33.329	32.985	1:01.854		2:08.168								
2	1	1:58.046	22.999	33.934	1:01.113	211.0	4:06.214								
3	1	1:49.037	22.631	28.998	57.408	214.3	5:55.251								
4	1	1:54.929	23.071	34.528	57.330	207.1	7:50.180								
5	1	1:51.713	25.734	29.346	56.633	216.4	9:41.893								
6	1	1:48.115	22.680	29.089	56.346	214.3	11:30.008								
7	1	1:50.984	23.055	29.546	58.383	211.0	13:20.992								
8	1	1:49.462	23.250	29.326	56.886	213.5	15:10.454								
232 CCF 1.MIGNATELLI ARNAUD CATERHAM 420R															
1	1	3:18.741	1:47.018	31.779	59.944		3:18.741								
2	1	1:52.424	23.963	30.478	57.983	198.5	5:11.165								
3	1	1:52.567	23.606	30.532	58.429	209.4	7:03.732								
4	1	1:51.992	23.628	30.009	58.355	212.3	8:55.724								
5	1	1:51.115	23.134	30.113	57.868	212.7	10:46.839								
6	1	1:51.563	23.667	29.862	58.034	213.1	12:38.402								
7	1	1:53.882	25.842	29.852	58.188	213.5	14:32.284								
8	1	1:51.253	23.615	29.707	57.931	210.2	16:23.537								
233 CCF 1.DELAISSE CLEMENT CATERHAM 420R															
1	1	2:30.922	52.971	34.015	1:03.936		2:30.922								
2	1	1:51.214	23.400	29.754	58.060	207.1	4:22.136								
3	1	1:50.271	22.845	29.227	58.199	210.6	6:12.407								
4	1	1:51.153	23.494	29.519	58.140	209.4	8:03.560								
5	1	1:53.575	23.582	29.654	1:00.339	199.9	9:57.135								
6	1	1:49.918	23.217	29.214	57.487	203.2	11:47.053								
7	1	1:54.857	23.571	30.106	1:01.180	197.1	13:41.910								
8	1	1:49.187	22.850	29.396	56.941	216.0	15:31.097								
269 CCF 1.QUETAUD PHILIPPE CATERHAM 420R															
1	1	2:15.992	45.895	31.456	58.641		2:15.992								
2	1	1:50.307	23.341	29.661	57.305	209.8	4:06.299								
3	1	1:50.694	23.128	29.925	57.641	213.5	5:56.993								
4	1	1:50.263	23.390	29.936	56.937	203.2	7:47.256								
5	1	1:50.218	23.368	29.225	57.625	203.6	9:37.474								
6	1	1:50.545	23.705	29.441	57.399	207.1	11:28.019								
7	1	1:49.226	23.011	29.362	56.853	209.8	13:17.245								



CATERHAM 420R PT+UK+FR 420R CATERHAM RACING FESTIVAL 18, 19 e 20 NOVEMBRO 2 QUALIFYING 420R UK+FR

Sector Analysis

— Invalidated Lap ■ Personal Best ■ Session Best B Crossing the pit lane

Lap	D	Time	Sector 1	Sector 2	Sector 3	T.Sp	Elapsed	Lap	D	Time	Sector 1	Sector 2	Sector 3	T.Sp	Elapsed	
8	1	1:50.161	23.264	29.596	57.301	207.5	15:07.406									
755		TFL RACING 1.TIM BURTON					CATERHAM 420R									
1	1	2:07.084	34.794	31.495	1:00.795		2:07.084									
2	1	1:51.868	23.474	30.054	58.340	193.3	3:58.952									
3	1	1:54.717	23.570	31.728	59.419	206.3	5:53.669									
4	1	1:52.588	23.650	29.851	59.087	209.0	7:46.257									
5	1	1:50.994	23.202	29.618	58.174	198.5	9:37.251									
6	1	1:52.177	23.359	29.950	58.868	204.0	11:29.428									
7	1	1:54.051	24.636	30.032	59.383	216.4	13:23.479									
8	1	2:13.012 B	23.387	37.501	1:12.124	215.2	15:36.491									