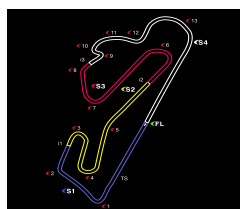




**ESTORIL
CATERHAM
RACING
FESTIVAL**

18/20 Nov. 2022



CATERHAM 320R CATERHAM RACING FESTIVAL 18, 19 e 20 NOVEMBRO 2 QUALIFYING

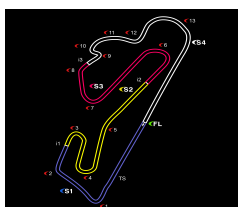
Sector Analysis

_ Invalidated Lap							■ Personal Best							■ Session Best							B Crossing the pit lane						
Lap	Time	Sector 1	Sector 2	Sector 3	T.Sp	Elapsed	Lap	Time	Sector 1	Sector 2	Sector 3	T.Sp	Elapsed	Lap	Time	Sector 1	Sector 2	Sector 3	T.Sp	Elapsed	Lap	Time	Sector 1	Sector 2	Sector 3	T.Sp	Elapsed
8	GRECOURT DAVID FR						CATERHAM						CCF														
1	2:42.005	55.894	36.740	1:09.371		2:42.005																					
2	2:00.212	25.607	32.285	1:02.320	189.6	4:42.217																					
3	2:00.020	25.219	32.151	1:02.650	192.9	6:42.237																					
4	2:54.620	36.187	42.604	1:35.829	124.8	9:36.857																					
5	10:59.944	9:17.863	33.339	1:08.742		20:36.801																					
6	2:06.619	27.049	32.744	1:06.826	165.9	22:43.420																					
7	2:02.982	25.700	31.900	1:05.382	190.6	24:46.402																					
8	2:01.888	25.824	32.109	1:03.955	186.7	26:48.290																					
9	2:00.666	25.564	32.026	1:03.076	186.4	28:48.956																					
10	ZUCCARELLI NICOLAS FR						CATERHAM						CCF														
1	2:33.250	54.168	34.225	1:04.857		2:33.250																					
2	1:59.935	25.075	32.527	1:02.333	193.9	4:33.185																					
3	1:59.204	24.820	32.323	1:02.061	195.7	6:32.389																					
4	2:52.787	33.227	39.126	1:40.434	128.4	9:25.176																					
5	12:18.344	...	32.949	1:13.092		21:43.520																					
6	2:08.126	26.545	32.762	1:08.819	179.7	23:51.646																					
7	2:04.596	26.345	32.539	1:05.712	186.4	25:56.242																					
8	2:03.202	25.574	32.497	1:05.131	188.3	27:59.444																					
12	DALLOIS GUILAUME FR						CATERHAM						IND														
1	2:31.782	51.242	34.823	1:05.717		2:31.782																					
2	1:59.983	25.406	32.423	1:02.154	188.3	4:31.765																					
3	1:59.349	25.533	32.162	1:01.654	190.3	6:31.114																					
4	2:47.286	31.115	38.413	1:37.758	146.1	9:18.400																					
5	12:22.532	...	33.278	1:09.748		21:40.932																					
6	2:04.427	26.208	32.327	1:05.892	183.9	23:45.359																					
7	2:01.363	25.426	31.887	1:04.050	186.4	25:46.722																					
8	1:59.673	24.981	31.731	1:02.961	188.3	27:46.395																					
13	MICHAEL O'REILY UK						CATERHAM						MATT BLYTH MOTORSPORT														
1	2:15.000	39.348	33.302	1:02.350		2:15.000																					
2	1:55.010	23.862	31.533	59.615	205.5	4:10.010																					
3	1:55.145	24.143	30.946	1:00.056	199.2	6:05.155																					
4	2:28.153	25.261	37.060	1:25.832	205.9	8:33.308																					
5	11:53.640	...	33.197	1:05.034		20:26.948																					
6	1:59.443	25.132	31.058	1:03.253	196.0	22:26.391																					
7	1:58.429	24.720	31.342	1:02.367	195.3	24:24.820																					
8	1:56.249	24.181	31.005	1:01.063	193.9	26:21.069																					
9	1:55.130	24.380	30.884	59.866	202.1	28:16.199																					
15	ZE JOAO MAGALHAES						CATERHAM						TEAAM NUOORTE														
1	2:58.004	1:10.266	38.174	1:09.564		2:58.004																					
2	1:58.554	25.455	32.305	1:00.794	183.9	4:56.558																					
3	2:17.647	25.560	31.757	1:20.330	171.1	7:14.205																					
16	DOMINIC GEARY UK						CATERHAM						CRM MOTORSPORT														
1	3:08.989	1:29.859	35.192	1:03.938		3:08.989																					
2	2:00.189	25.606	32.488	1:02.095	192.9	5:09.178																					
22	MIGUEL COUCEIRO						CATERHAM						CRM MOTORSPORT														
1	2:52.302	59.705	42.051	1:10.546		2:52.302																					
2	2:09.337	27.954	38.668	1:02.715	165.7	5:01.639																					
3	2:15.733	24.609	31.836	1:19.288	192.3	7:17.372																					
28	PINSON ERIC FR						CATERHAM						ST ELOI														
1	2:55.364	58.196	45.285	1:11.883		2:55.364																					
2	2:18.866	25.558	35.487	1:17.821	187.3	5:14.230																					
3	2:28.235	27.569	33.989	1:26.677	158.0	7:42.465																					
4	13:14.390	...	35.913	1:14.723		20:56.855																					
5	2:14.294	27.931	35.285	1:11.078	174.9	23:11.149																					
6	2:12.422	27.575	35.043	1:09.804	183.9	25:23.571																					
7	2:09.193	27.132	33.666	1:08.395	180.6	27:32.764																					
33	MARK ROBERTS UK						CATERHAM						MCMILLAN MOTORSPORT														
1	2:19.058	48.277	31.287	59.494		2:19.058																					
2	1:55.020	23.924	31.420	59.676	207.1	4:14.078																					
3	1:54.031	23.781	30.832	59.418	201.4	6:08.109																					
4	2:39.017	25.943	36.943	1:36.131	201.8	8:47.126																					
5	11:37.542	9:59.675	32.222	1:05.645		20:24.668																					
6	2:01.689	24.777	31.081	1:05.831	183.9	22:26.357																					
7	1:58.905	24.958	31.099	1:02.848	192.9	24:25.262																					
8	1:55.994	23.992	31.087	1:00.915	205.1	26:21.256																					
9	1:54.880	23.950	30.476	1:00.454	206.7	28:16.136																					
50	ANTONIO CRISTAS						CATERHAM						CRM MOTORSPORT														
1	3:11.121	1:29.191	37.956	1:03.974		3:11.121																					
2	1:58.461	24.926	32.252	1:01.283	189.9	5:09.582																					
3	12:49.650	130.4	17:59.232																					
54	HORNEIT EMMANUEL FR						CATERHAM						PALM														
1	2:23.339	49.793	32.475	1:01.071		2:23.339																					
2	1:56.825	24.465	31.697	1:00.663	195.3	4:20.164																					
3	1:56.519	24.729	31.295	1:00.495	195.3	6:16.683																					
4	2:49.467	28.474	38.658	1:42.335	195.3	9:06.150																					
5	11:25.645	9:42.396	34.080	1:09.169		20:31.795																					
6	2:03.702	26.531	31.765	1:05.406	174.0	22:35.497																					
7	2:02.069	24.717	31.471	1:05.881	192.9	24:37.566																					
8	2:00.761	25.665	31.411	1:03.685	179.7	26:38.327																					
9	1:58.612	24.653	31.356	1:02.603	192.6	28:36.939																					
71	JOHN SHIVERAL UK						CATERHAM						MCMILLAN MOTORSPORT														
1	2:18.807	45.143	32.821	1:00.843		2:18.807																					
2	1:55.861	24.885	31.119	59.857	207.1	4:14.668																					
3	1:55.195	24.074	30.917	1:00.204	206.7	6:09.863																					
4	2:41.340	28.504	35.944	1:36.892	171.3	8:51.203																					
5	11:36.427	9:52.718	33.457	1:10.252		20:27.630																					
6	2:04.009	26.781	31.722	1:05.506	157.1	22:31.639																					
7	1:59.924	24.702	31.022	1:04.200	187.7	24:31.563																					



ESTORIL
CATERHAM
RACING
FESTIVAL

18/20 Nov. 2022



CATERHAM 320R CATERHAM RACING FESTIVAL 18, 19 e 20 NOVEMBRO 2 QUALIFYING

Sector Analysis

— Invalidated Lap

■ Personal Best

■ Session Best

B Crossing the pit lane

Lap	Time	Sector 1	Sector 2	Sector 3	T.Sp	Elapsed
8	1:58.397	24.892	31.033	1:02.472	179.1	26:29.960
9	1:58.033	24.370	31.116	1:02.547	186.7	28:27.993

74 BERNARDO GONZALEZ						
CRM MOTORSPORT CATERHAM						
1	2:58.570	1:11.540	37.714	1:09.316		2:58.570
2	1:58.348	25.085	32.736	1:00.527	198.5	4:56.918
3	2:14.077 B	24.552	32.281	1:17.244	197.1	7:10.995

77 FREDERICO BRION SANCHES						
BS MOTORSPORT CATERHAM						
1	2:58.989	1:12.614	37.666	1:08.709		2:58.989
2	2:03.748	25.839	33.735	1:04.174	193.9	5:02.737
3	2:27.996 B	23.911	31.979	1:32.106	204.4	7:30.733
4	13:16.966	...	32.727	1:11.230		20:47.699
5	2:09.116	27.894	32.781	1:08.441	156.0	22:56.815
6	2:05.330	26.383	32.516	1:06.431	178.0	25:02.145
7	2:03.253	25.888	32.013	1:05.352	183.6	27:05.398
8	1:59.874	24.563	31.944	1:03.367	193.9	29:05.272

79 MANUEL LOPES						
CHAVE INGLESA CATERHAM						
1	2:52.367	1:04.503	38.160	1:09.704		2:52.367
2	2:03.050	26.161	33.013	1:03.876	184.8	4:55.417
3	2:32.383 B	25.504	33.497	1:33.382	189.0	7:27.800

80 TIAGO FINO						
ADESS CATERHAM						
1	2:42.420	1:05.580	34.102	1:02.738		2:42.420
2	1:56.913	24.169	31.902	1:00.842	202.5	4:39.333
3	1:57.800	24.266	32.142	1:01.392	193.6	6:37.133
4	2:54.350 B	31.453	39.688	1:43.209	133.7	9:31.483

88 PAULO SANTOS						
FORMULA F CATERHAM						
1	3:10.910	1:29.325	38.016	1:03.569		3:10.910
2	1:56.250	24.690	31.545	1:00.015	194.3	5:07.160
3	2:19.965 B	24.362	31.274	1:24.329	193.9	7:27.125

97 GONCALO NOBRE DA VEIGA						
CRM MOTORSPORT CATERHAM						
1	2:58.062	1:11.154	37.635	1:09.273		2:58.062
2	1:58.741	25.177	32.859	1:00.705	196.7	4:56.803
3	2:12.660 B	24.296	31.938	1:16.426	201.8	7:09.463

122 GARY SMITH						
MCMILLAN MOTORSPORT CATERHAM						
1	2:18.872	47.762	31.363	59.747		2:18.872
2	1:53.449	24.446	30.804	58.199	198.1	4:12.321
3	1:53.105	23.760	30.560	58.785	205.9	6:05.426
4	2:26.037 B	24.810	36.223	1:25.004	199.6	8:31.463
5	12:00.303	...	31.805	1:05.321		20:31.766
6	1:57.313	24.628	30.592	1:02.093	194.3	22:29.079
7	1:56.171	24.010	30.705	1:01.456	201.8	24:25.250
8	1:55.082	24.114	30.574	1:00.394	192.3	26:20.332
9	1:54.507	23.890	30.588	1:00.029	198.8	28:14.839

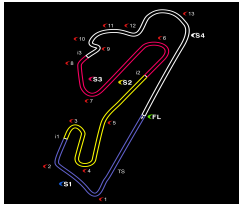
Lap	Time	Sector 1	Sector 2	Sector 3	T.Sp	Elapsed
177 JOHN STYRING UK						
MATT BLYTH MOTORSPORT CATERHAM						
1	2:14.819	38.127	33.091	1:03.601		2:14.819
2	1:56.547	24.904	31.288	1:00.355	184.5	4:11.366
3	1:55.350	24.347	30.728	1:00.275	201.8	6:06.716
4	2:38.653 B	26.442	37.079	1:35.132	186.7	8:45.369
5	11:49.102	...	35.298	1:12.512		20:34.471
6	2:06.989	27.158	33.024	1:06.807	169.2	22:41.460
7	2:05.557	26.452	31.698	1:07.407	165.9	24:47.017
8	2:04.590	25.945	32.008	1:06.637	172.1	26:51.607
9	2:01.161	25.273	32.039	1:03.849	190.3	28:52.768

179 GEOFF NEWMAN UK						
LFP MOTORSPORT CATERHAM						
1	2:09.375	37.500	32.290	59.585		2:09.375
2	1:54.555	24.009	31.324	59.222	205.5	4:03.930
3	1:54.147	23.875	30.778	59.494	196.7	5:58.077
4	2:23.258 B	24.768	38.342	1:20.148	195.7	8:21.335
5	12:10.085	...	33.501	1:08.924		20:31.420
6	2:02.025	25.746	31.104	1:05.175	172.7	22:33.445
7	1:58.150	24.209	31.192	1:02.749	194.3	24:31.595
8	1:56.397	23.572	30.751	1:02.074	199.9	26:27.992
9	2:05.896 B	24.109	31.065	1:10.722	197.4	28:33.888

191 CAROLINE EVERETT UK						
INDEPENDENT CATERHAM						
1	2:08.771	35.499	31.916	1:01.356		2:08.771
2	1:57.804	26.274	31.600	59.930	196.7	4:06.575
3	1:55.114	24.576	31.160	59.378	196.4	6:01.689
4	2:25.461 B	25.754	36.389	1:23.318	169.0	8:27.150
5	12:09.162	...	32.453	1:05.465		20:36.312
6	2:01.697	25.739	31.863	1:04.095	178.0	22:38.009
7	1:59.420	24.913	31.242	1:03.265	195.3	24:37.429
8	1:58.268	24.771	31.716	1:01.781	196.0	26:35.697
9	1:59.365	24.520	31.612	1:03.233	196.4	28:35.062

216 AMAN UPPAL UK						
LFP MOTORSPORT CATERHAM						
1	2:09.174	34.734	32.777	1:01.663		2:09.174
2	1:58.170	25.327	32.371	1:00.472	199.6	4:07.344
3	1:57.502	25.227	31.950	1:00.325	199.9	6:04.846
4	2:30.942 B	26.640	37.248	1:27.054	193.3	8:35.788
5	11:50.714	...	33.959	1:05.033		20:26.502
6	2:02.661	26.065	31.988	1:04.608	181.5	22:29.163
7	1:59.457	25.009	31.715	1:02.733	188.0	24:28.620
8	1:59.345	24.656	32.083	1:02.606	195.3	26:27.965
9	2:09.980 B	24.489	31.676	1:13.815	190.3	28:37.945

710 JAKE POOLE UK						
TEAM PARKER RACING CATERHAM						
1	2:18.432	38.614	35.642	1:04.176		2:18.432
2	1:58.853	25.688	32.135	1:01.030	197.8	4:17.285
3	1:57.684	24.705	32.025	1:00.954	199.6	6:14.969
4	2:38.514 B	28.434	34.553	1:35.527	180.6	8:53.483
5	11:50.912	...	34.159	1:09.995		20:44.395
6	2:08.325	26.841	33.764	1:07.720	182.1	22:52.720



CATERHAM 320R

CATERHAM RACING FESTIVAL 18, 19 e 20 NOVEMBRO 2

QUALIFYING

Sector Analysis

— Invalidated Lap ■ Personal Best ■ Session Best **B** Crossing the pit lane

Lap	Time	Sector 1	Sector 2	Sector 3	T.Spd	Elapsed	Lap	Time	Sector 1	Sector 2	Sector 3	T.Spd	Elapsed
7	2:04.730	26.328	32.765	1:05.637	172.7	24:57.450							
8	2:41.657 B	25.884	56.160	1:19.613	187.7	27:39.107							