

CPV - SUPERCARS ENDURANCE

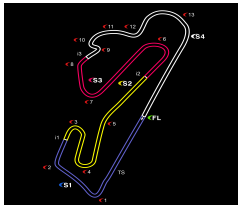
CATERHAM RACING FESTIVAL 18, 19 e 20 NOVEMBRO 2

CORRIDA 2

Sector Analysis

— Invalidated Lap ■ Personal Best ■ Session Best B Crossing the pit lane

Lap	D	Time	Sector 1	Sector 2	Sector 3	Kph	Elapsed	Lap	D	Time	Sector 1	Sector 2	Sector 3	Kph	Elapsed		
2	LEMA RACING MERCEDES AMG GT4							20	1	1	1:57.319	22.537	36.786	57.996	127.7	40:50.625	
	1.MANUEL GIÃO GT4 PRO								21	1	1:48.012	22.349	29.333	56.330	138.8	42:38.637	
	2.ELIAS NISKANEN								22	1	1:59.549	22.119	39.570	57.860	125.4	44:38.186	
									23	1	1:49.167	22.700	29.389	57.078	137.3	46:27.353	
									24	1	1:48.376	22.327	29.117	56.932	138.3	48:15.729	
	1	2	1:47.276	24.747	28.474	54.055	139.7		1:47.276	7 FÁBIO MOTA PORSCHE 911 CUP 1.BRUNO PIRES 2.FÁBIO MOTA GTC							
	2	2	1:43.515	21.457	27.961	54.097	144.8		3:30.791								
	3	2	3:10.677 B	32.637	32.796	2:05.244	78.6		6:41.468								
	4	2	3:41.740	1:11.627	56.460	1:33.653	67.6		10:23.208								
	5	2	1:43.657	21.864	27.860	53.933	144.6		12:06.865								
	6	2	1:44.169	21.460	27.854	54.855	143.9		13:51.034								
	7	2	1:42.758	21.304	27.718	53.736	145.8		15:33.792								
	8	2	1:42.938	21.393	27.844	53.701	145.6		17:16.730								
	9	2	1:43.063	21.514	27.796	53.753	145.4		18:59.793								
	10	2	1:43.402	21.340	27.775	54.287	144.9		20:43.195								
	11	2	1:49.546 B	21.607	27.827	1:00.112	136.8		22:32.741								
	12	1	3:07.503	1:43.899	28.543	55.061	79.9		25:40.244								
	13	1	1:44.655	21.633	28.338	54.684	143.2		27:24.899								
	14	1	1:44.367	21.769	28.023	54.575	143.6		29:09.266								
	15	1	1:44.219	21.661	28.130	54.428	143.8		30:53.485								
	16	1	1:44.568	21.875	28.254	54.439	143.3		32:38.053								
	17	1	1:43.836	21.534	27.995	54.307	144.3		34:21.889								
	18	1	1:44.465	21.907	28.105	54.453	143.5		36:06.354								
	19	1	1:43.897	21.506	27.944	54.447	144.2		37:50.251								
20	1	1:44.636	21.682	28.268	54.686	143.2	39:34.887										
21	1	1:44.875	21.723	28.453	54.699	142.9	41:19.762										
22	1	1:44.637	21.646	28.403	54.588	143.2	43:04.399										
23	1	1:45.467	21.759	28.526	55.182	142.1	44:49.866										
24	1	1:44.298	21.631	28.388	54.279	143.7	46:34.164										
3	ARAÚJO COMPETIÇÃO MCLAREN 570S GT4							21	1	1	1:57.319	22.537	36.786	57.996	127.7	40:50.625	
	1.ALVARO RAMOS GTC								21	1	1:43.989	21.412	28.385	54.192	144.1	41:25.853	
	2.LEANDRO MARTINS								22	1	1:42.985	21.118	28.152	53.715	145.5	43:08.838	
									23	1	1:43.515	21.314	28.241	53.960	144.8	44:52.353	
									24	1	1:44.163	21.614	28.157	54.392	143.9	46:36.516	
	1	2	1:50.742	26.661	28.558	55.523	135.3		1:50.742	8 VELOSO MOTORSPORT AUDI R8 LMS GT4 1.JORGE RODRIGUES 2.PATRICK CUNHA GT4 BRONZE							
	2	2	1:54.927	28.602	29.566	56.759	130.4		1:54.927								
	3	2	1:48.516	22.914	28.697	56.905	138.1		3:43.443								
	4	2	3:12.937 B	31.592	33.439	2:07.906	77.7		6:56.380								
	5	2	3:31.884	1:04.458	56.498	1:30.928	70.7		10:28.264								
	6	2	1:47.607	22.943	29.099	55.565	139.3		12:15.871								
	7	2	1:46.078	22.241	28.549	55.288	141.3		14:01.949								
	8	2	1:47.125	22.764	29.018	55.343	139.9		15:49.074								
	9	2	1:46.167	21.997	28.592	55.578	141.2		17:35.241								
	10	2	1:45.360	22.019	28.525	54.816	142.2		19:20.601								
	11	2	1:46.658	22.529	28.914	55.215	140.5		21:07.259								
	12	2	1:46.951	21.769	28.366	56.816	140.1		22:54.210								
	13	2	1:45.734	21.944	28.625	55.165	141.7		24:39.944								
	14	2	1:45.961	21.981	28.625	55.355	141.4		26:25.905								
	15	2	1:52.358 B	22.033	28.723	1:01.602	133.4		28:18.263								
	16	1	3:20.460	1:52.271	30.991	57.198	74.8		31:38.723								
	17	1	1:49.098	22.914	29.227	56.957	137.4		33:27.821								
	18	1	1:49.324	22.589	29.508	57.227	137.1		35:17.145								
	19	1	1:48.941	22.253	29.414	57.274	137.6		37:06.086								
20	1	1:47.220	21.944	29.071	56.205	139.8	38:53.306										
1	2	1:49.571	25.720	28.715	55.136	136.8	1:49.571										
2	2	2:17.170 B	35.833	33.556	1:07.781	109.3	4:06.741										
3	2	7:27.613	6:00.489	30.423	56.701	33.5	11:34.354										
4	2	1:46.476	22.167	28.911	55.398	140.8	13:20.830										
5	2	1:46.421	22.094	28.619	55.708	140.8	15:07.251										
6	2	1:45.944	21.678	28.764	55.502	141.5	16:53.195										
7	2	1:45.881	21.673	28.854	55.354	141.5	18:39.076										
8	2	1:46.547	21.915	28.682	55.950	140.7	20:25.623										
9	2	1:52.146 B	22.092	28.699	1:01.355	133.6	22:17.769										
10	1	3:09.489	1:43.832	29.162	56.495	79.1	25:27.258										
11	1	1:46.406	22.128	28.773	55.505	140.8	27:13.664										
12	1	1:45.721	21.750	28.520	55.451	141.8	28:59.385										
13	1	1:45.734	21.808	28.439	55.487	141.7	30:45.119										
14	1	1:48.185	21.638	30.383	56.164	138.5	32:33.304										
15	1	1:47.903	21.953	28.685	57.265	138.9	34:21.207										
16	1	1:48.799	23.155	28.828	56.816	137.7	36:10.006										
17	1	1:48.833	22.029	28.901	57.903	137.7	37:58.839										
18	1	1:49.634	22.523	29.123	57.988	136.7	39:48.473										
19	1	1:49.123	22.546	29.603	56.974	137.3	41:37.596										
20	1	1:52.667	22.846	30.149	59.672	133.0	43:30.263										



CPV - SUPERCARS ENDURANCE

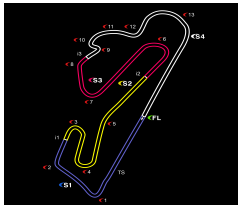
CATERHAM RACING FESTIVAL 18, 19 e 20 NOVEMBRO 2

CORRIDA 2

Sector Analysis

— Invalidated Lap ■ Personal Best ■ Session Best B Crossing the pit lane

Lap	D	Time	Sector 1	Sector 2	Sector 3	Kph	Elapsed	Lap	D	Time	Sector 1	Sector 2	Sector 3	Kph	Elapsed	
21	1	1:52.332	23.210	29.828	59.294	133.4	45:22.595									
22	1	1:54.310	25.805	29.859	58.646	131.1	47:16.905									
26		TOMÁS P. ABREU					GINETTA G50									
		1.TOMÁS ABREU					GTC									
		2.ALVARO FONTES														
1	2	1:53.759	27.489	29.444	56.826	131.7	1:53.759									
2	2	1:48.317	22.849	29.372	56.096	138.4	3:42.076									
3	2	3:11.154B	31.465	33.529	2:06.160	78.4	6:53.230									
4	2	3:33.799	1:05.682	56.194	1:31.923	70.1	10:27.029									
5	2	1:46.261	22.506	28.667	55.088	141.0	12:13.290									
6	2	1:45.652	22.194	28.472	54.986	141.9	13:58.942									
7	2	1:45.480	22.127	28.465	54.888	142.1	15:44.422									
8	2	1:45.380	22.061	28.500	54.819	142.2	17:29.802									
9	2	1:46.190	22.108	28.984	55.098	141.1	19:15.992									
10	2	1:45.476	21.953	28.612	54.911	142.1	21:01.468									
11	2	1:46.487	22.117	28.841	55.529	140.7	22:47.955									
12	2	1:52.804B	22.398	29.054	1:01.352	132.9	24:40.759									
13	1	3:20.965	1:48.874	31.383	1:00.708	74.6	28:01.724									
14	1	1:55.339	24.629	30.925	59.785	129.9	29:57.063									
15	1	1:55.126	24.497	31.136	59.493	130.2	31:52.189									
16	1	1:56.808	25.130	31.446	1:00.232	128.3	33:48.997									
17	1	1:59.454	24.999	32.479	1:01.976	125.5	35:48.451									
18	1	2:00.996	26.045	32.535	1:02.416	123.9	37:49.447									
19	1	2:04.569	26.738	33.323	1:04.508	120.3	39:54.016									
20	1	2:22.665	27.671	36.813	1:18.181	105.0	42:16.681									
21	1	2:46.085	33.899	44.730	1:27.456	90.2	45:02.766									
22	1	2:47.645	33.145	45.479	1:29.021	89.4	47:50.411									
59		JT59 RACING TEAM					CUPRA TCR									
		1.DANIEL TEIXEIRA					TCR									
1	1	1:51.801	27.224	29.411	55.166	134.0	1:51.801									
2	1	1:48.804	23.683	29.341	55.780	137.7	3:40.605									
3	1	3:07.471B	29.619	34.616	2:03.236	79.9	6:48.076									
4	1	3:37.979	1:08.760	56.549	1:32.670	68.8	10:26.055									
5	1	1:47.679	23.252	29.371	55.056	139.2	12:13.734									
6	1	1:45.478	22.137	28.549	54.792	142.1	13:59.212									
7	1	1:45.476	22.188	28.868	54.420	142.1	15:44.688									
8	1	1:45.668	22.197	28.629	54.842	141.8	17:30.356									
9	1	1:46.248	21.934	29.486	54.828	141.1	19:16.604									
10	1	1:53.429B	22.094	28.672	1:02.663	132.1	21:10.033									
11	1	3:08.720	1:44.590	29.543	54.587	79.4	24:18.753									
12	1	1:44.204	21.703	28.337	54.164	143.8	26:02.957									
13	1	1:43.873	21.608	28.147	54.118	144.3	27:46.830									
14	1	1:44.369	21.645	28.332	54.392	143.6	29:31.199									
15	1	1:44.668	21.576	28.380	54.712	143.2	31:15.867									
16	1	1:44.947	21.696	28.497	54.754	142.8	33:00.814									
17	1	1:45.387	21.708	28.591	55.088	142.2	34:46.201									
18	1	1:45.776	21.780	28.722	55.274	141.7	36:31.977									
19	1	1:45.767	21.895	28.677	55.195	141.7	38:17.744									
20	1	1:45.224	21.797	28.551	54.876	142.4	40:02.968									
21	1	1:45.514	21.703	28.801	55.010	142.0	41:48.482									
22	1	1:46.139	21.660	28.521	55.958	141.2	43:34.621									
23	1	1:46.360	22.049	28.788	55.523	140.9	45:20.981									
24	1	1:46.613	21.793	29.774	55.046	140.6	47:07.594									
77		SMC MOTORSPORT					MCLAREN 570S GT4									
		1.GUILLERMO ASO					GT4 PRO									
		2.TOMÁS PINTOS														
1	2	1:49.166	25.470	28.857	54.839	137.3	1:49.166									
2	2	1:45.261	22.072	28.645	54.544	142.4	3:34.427									
3	2	3:09.765B	30.286	32.441	2:07.038	79.0	6:44.192									
4	2	3:40.044	1:10.166	56.394	1:33.484	68.1	10:24.236									
5	2	1:44.747	21.790	28.256	54.701	143.1	12:08.983									
6	2	1:44.405	21.720	28.163	54.522	143.5	13:53.388									
7	2	1:43.441	21.335	28.013	54.093	144.9	15:36.829									
8	2	1:43.946	21.491	28.114	54.341	144.2	17:20.775									
9	2	1:43.917	21.619	28.138	54.160	144.2	19:04.692									
10	2	1:44.184	21.719	28.164	54.301	143.8	20:48.876									
11	2	1:44.259	21.880	28.126	54.253	143.7	22:33.135									
12	2	1:44.140	21.575	28.324	54.241	143.9	24:17.275									
13	2	1:51.392B	21.683	28.215	1:01.494	134.5	26:08.667									
14	1	3:09.477	1:45.504	29.044	54.929	79.1	29:18.144									
15	1	1:45.062	21.706	28.280	55.076	142.6	31:03.206									
16	1	1:44.543	21.562	28.349	54.632	143.4	32:47.749									
17	1	1:44.920	21.673	28.359	54.888	142.8	34:32.669									
18	1	1:45.331	21.363	28.079	55.889	142.3	36:18.000									
19	1	1:44.639	21.751	28.118	54.770	143.2	38:02.639									
20	1	1:44.603	21.419	28.017	55.167	143.3	39:47.242									
21	1	1:44.452	21.565	28.220	54.667	143.5	41:31.694									
22	1	1:45.008	21.521	28.411	55.076	142.7	43:16.702									
23	1	1:44.656	21.505	28.474	54.677	143.2	45:01.358									
24	1	1:45.127	21.506	28.431	55.190	142.6	46:46.485									
88		ARAÚJO COMPETIÇÃO					MCLAREN 570S GT4									
		1.FRANCISCO CARVALHO					GT4 BRONZE									
		2.MIGUEL CRISTOVÃO														
1	2	1:51.392	26.846	29.129	55.417	134.5	1:51.392									
2	2	1:49.873	25.077	29.014	55.782	136.4	3:41.265									
3	2	3:09.702B	31.752	33.510	2:04.440	79.0	6:50.967									
4	2	3:35.202	1:06.973	56.311	1:31.918	69.6	10:26.169									
5	2	1:45.660	22.800	28.470	54.390	141.8	12:11.829									
6	2	1:44.948	21.816	28.164	54.968	142.8	13:56.777									
7	2	1:43.729	21.659	27.938	54.132	144.5	15:40.506									
8	2	1:43.418	21.388	27.939	54.091	144.9	17:23.924									
9	2	1:43.622	21.420	28.013	54.189	144.6	19:07.546									
10	2	1:43.935	21.553	28.221	54.161	144.2	20:51.481									
11	2	1:44.363	21.819	28.284	54.260	143.6	22:35.844									
12	2	1:44.401	21.748	28.277	54.376	143.6	24:20.245									
13	2	1:52.501B	21.664	28.026	1:02.811	133.2	26:12.746									
14	1	3:10.252	1:46.464	29.064	54.724	78.8	29:22.998									
15	1	1:44.127	21.457	28.310	54.360	143.9	31:07.125									
16	1	1:44.510	21.708	28.393	54.409	143.4	32:51.635									
17	1	1:44.532	21.506	28.245	54.781	143.4	34:36.167									
18	1	1:45.211	21.405	28.239	55.567	142.4	36:21.378									
19	1	1:44.654	21.478	28.299	54.877	143.2	38:06.032									
20	1	1:47.287	21.591	28.551	57.145	139.7	39:53.319									

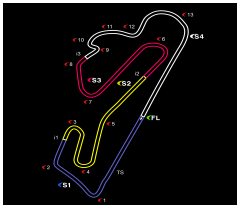


CPV - SUPERCARS ENDURANCE CATERHAM RACING FESTIVAL 18, 19 e 20 NOVEMBRO 2 CORRIDA 2

Sector Analysis

— Invalidated Lap ■ Personal Best ■ Session Best B Crossing the pit lane

Lap	D	Time	Sector 1	Sector 2	Sector 3	Kph	Elapsed	Lap	D	Time	Sector 1	Sector 2	Sector 3	Kph	Elapsed
90		PROGT 1.ANDRIUS ZEMAITIS					PORSCHE CAYMAN GT4 GT4 BRONZE								
1	1	1:55.536	28.263	29.756	57.517	129.7	1:55.536								
2	1	1:49.156	24.220	28.821	56.115	137.3	3:44.692								
3	1	3:13.212 B	32.129	32.696	2:08.387	77.6	6:57.904								
4	1	3:31.260	1:04.394	55.687	1:31.179	70.9	10:29.164								
5	1	1:47.910	23.172	28.569	56.169	138.9	12:17.074								
6	1	1:46.092	22.326	28.371	55.395	141.3	14:03.166								
7	1	1:46.778	22.826	28.707	55.245	140.4	15:49.944								
8	1	1:46.401	22.324	28.437	55.640	140.9	17:36.345								
9	1	1:45.736	22.166	28.427	55.143	141.7	19:22.081								
10	1	1:46.176	22.372	28.399	55.405	141.2	21:08.257								
11	1	1:46.627	22.043	28.456	56.128	140.6	22:54.884								
12	1	1:46.466	22.447	28.636	55.383	140.8	24:41.350								
13	1	1:46.955	22.718	28.733	55.504	140.1	26:28.305								
14	1	1:53.941 B	22.339	28.781	1:02.821	131.5	28:22.246								
15	1	3:08.911	1:44.895	28.614	55.402	79.3	31:31.157								
16	1	1:46.615	22.240	28.490	55.885	140.6	33:17.772								
17	1	1:46.907	22.284	28.483	56.140	140.2	35:04.679								
18	1	1:46.160	22.055	28.492	55.613	141.2	36:50.839								
19	1	1:45.876	22.108	28.396	55.372	141.6	38:36.715								
20	1	1:47.426	22.160	29.508	55.758	139.5	40:24.141								
21	1	1:48.469	22.214	28.927	57.328	138.2	42:12.610								
22	1	1:48.017	23.140	28.733	56.144	138.7	44:00.627								
23	1	1:51.032	23.424	30.002	57.606	135.0	45:51.659								
24	1	1:53.572	23.139	30.559	59.874	132.0	47:45.231								
119		SMC MOTORSPORT 1.FERNANDO NAVARRETE 2.GONZALO DE ANDRÉS					MCLAREN 570S GT4 GT4 PRO								
1	2	1:49.850	26.041	28.951	54.858	136.4	1:49.850								
2	2	2:08.310	33.730	34.675	59.905	116.8	3:58.160								
3	2	3:02.224 B	26.010	32.093	2:04.121	82.2	7:00.384								
888		VELOSO MOTORSPORT 1.PAULO OLIVEIRA 2.ALEXANDRE FONSECA					PORSCHE CAYMAN GT4 GT4 BRONZE								
1	2	2:21.197	33.240	35.910	1:12.047	106.1	2:21.197								
2	2	2:23.160	30.800	37.097	1:15.263	104.7	4:44.357								
3	2	2:19.839	30.029	36.108	1:13.702	107.2	7:04.196								
4	2	2:18.615	29.719	35.679	1:13.217	108.1	9:22.811								
5	2	2:18.000	29.518	35.804	1:12.678	108.6	11:40.811								
6	2	2:17.184	29.078	35.491	1:12.615	109.2	13:57.995								
7	2	2:16.437	30.928	35.127	1:10.382	109.8	16:14.432								
8	2	2:13.466	28.250	34.840	1:10.376	112.3	18:27.898								
9	2	2:15.997	28.389	36.410	1:11.198	110.2	20:43.895								
10	2	2:20.641	29.460	36.927	1:14.254	106.6	23:04.536								
11	2	2:20.696	28.912	36.459	1:15.325	106.5	25:25.232								
12	2	2:32.747 B	30.387	34.711	1:27.649	98.1	27:57.979								
13	1	4:11.217 B	2:25.756	30.204	1:15.257	59.7	32:09.196								
14	1	2:16.071	47.746	30.217	58.108	110.1	34:25.267								
15	1	1:50.149	22.703	29.565	57.881	136.1	36:15.416								
16	1	1:49.947	22.258	29.731	57.958	136.3	38:05.363								
17	1	1:50.720	23.573	29.673	57.474	135.4	39:56.083								
18	1	1:49.481	22.881	29.682	56.918	136.9	41:45.564								
19	1	1:50.514	22.666	29.749	58.099	135.6	43:36.078								
20	1	1:50.156	23.311	29.561	57.284	136.1	45:26.234								
21	1	1:51.411	24.023	30.063	57.325	134.5	47:17.645								
99		SPORTS & YOU 1.LUIS SILVA 2.ANTÓNIO COIMBRA					HYUNDAI ELANTRA TCR								
1	2	1:52.996	27.722	29.497	55.777	132.6	1:52.996								
2	2	1:46.609	22.613	28.942	55.054	140.6	3:39.605								
3	2	3:06.742 B	29.302	32.028	2:05.412	80.3	6:46.347								
4	2	3:38.937	1:09.706	56.529	1:32.702	68.5	10:25.284								
5	2	1:45.836	22.209	28.463	55.164	141.6	12:11.120								
6	2	1:46.108	21.927	28.503	55.678	141.2	13:57.228								
7	2	1:44.651	21.919	28.173	54.559	143.2	15:41.879								
8	2	1:44.229	21.675	28.182	54.372	143.8	17:26.108								
9	2	1:43.421	21.346	28.104	53.971	144.9	19:09.529								
10	2	1:43.772	21.494	28.144	54.134	144.4	20:53.301								
11	2	1:44.307	21.558	28.368	54.381	143.7	22:37.608								
12	2	1:44.686	21.700	28.374	54.612	143.2	24:22.294								
13	2	1:44.335	21.728	28.144	54.463	143.6	26:06.629								
14	2	1:52.021 B	22.726	28.382	1:00.913	133.8	27:58.650								
15	1	3:13.430	1:47.177	29.742	56.511	77.5	31:12.080								
16	1	1:47.041	22.050	29.307	55.684	140.0	32:59.121								
17	1	1:46.745	22.100	28.817	55.828	140.4	34:45.866								
18	1	1:45.890	21.606	28.738	55.546	141.5	36:31.756								
19	1	1:46.754	21.920	29.452	55.382	140.4	38:18.510								
20	1	1:46.139	21.972	28.844	55.323	141.2	40:04.649								
21	1	1:45.705	21.733	28.899	55.073	141.8	41:50.354								
22	1	1:46.046	21.675	28.781	55.590	141.3	43:36.400								
23	1	1:46.931	21.946	28.665	56.320	140.2	45:23.331								
24	1	1:48.741	22.756	29.204	56.781	137.8	47:12.072								
981		PEDRO BASTOS REZENDE 1.PEDRO REZENDE 2.QUIQUE BORDÁS					PORSCHE CAYMAN 981 MR GT4 PRO								
1	2	1:54.285	27.475	29.970	56.840	131.1	1:54.285								
2	2	1:48.323	22.610	29.099	56.614	138.4	3:42.608								
3	2	3:12.647 B	31.687	33.756	2:07.204	77.8	6:55.255								
4	2	3:32.775	1:04.787	56.780	1:31.208	70.4	10:28.030								
5	2	1:47.033	22.894	29.181	54.958	140.0	12:15.063								
6	2	1:47.018	23.243	28.778	54.997	140.0	14:02.081								
7	2	1:47.235	22.942	29.264	55.029	139.8	15:49.316								
8	2	1:46.104	21.959	28.494	55.651	141.2	17:35.420								
9	2	1:45.290	22.062	28.538	54.690	142.3	19:20.710								
10	2	1:46.642	22.167	29.154	55.321	140.5	21:07.352								
11	2	1:52.660 B	21.913	28.290	1:02.457	133.0	23:00.012								
12	1	3:49.201	2:22.485	29.782	56.934	65.4	26:49.213								
13	1	1:48.871	22.301	28.825	57.745	137.7	28:38.084								
14	1	1:47.125	22.592	28.578	55.955	139.9	30:25.209								
15	1	1:46.759	21.940	29.004	55.815	140.4	32:11.968								
16	1	1:46.766	21.888	28.962	55.916	140.4	33:58.734								
17	1	1:47.003	22.004	28.751	56.248	140.1	35:45.737								
18	1	1:47.369	22.120	28.643	56.606	139.6	37:33.106								
19	1	1:47.316	22.186	28.791	56.339	139.7	39:20.422								
20	1	1:48.354	22.144	29.631	56.579	138.3	41:08.776								



CPV - SUPERCARS ENDURANCE

CATERHAM RACING FESTIVAL 18, 19 e 20 NOVEMBRO 2

CORRIDA 2

Sector Analysis

— Invalidated Lap ■ Personal Best ■ Session Best B Crossing the pit lane

Lap	D	Time	Sector 1	Sector 2	Sector 3	Kph	Elapsed	Lap	D	Time	Sector 1	Sector 2	Sector 3	Kph	Elapsed
21	1	1:46.470	22.157	28.829	55.484	140.8	42:55.246								
22	1	1:47.049	22.014	28.830	56.205	140.0	44:42.295								
23	1	1:46.397	21.893	29.012	55.492	140.9	46:28.692								
24	1	1:46.998	22.031	28.781	56.186	140.1	48:15.690								