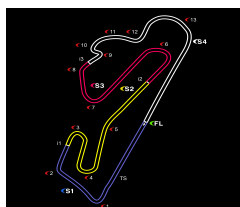




ESTORIL
CATERHAM
RACING
FESTIVAL

18/20 Nov. 2022



CPV - SUPERCARS ENDURANCE CATERHAM RACING FESTIVAL 18, 19 e 20 NOVEMBRO 2

TREINOS LIVRES

Sector Analysis

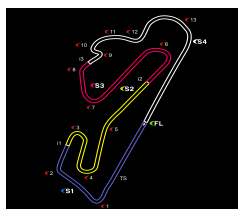
— Invalidated Lap ■ Personal Best ■ Session Best B Crossing the pit lane

Lap	D	Time	Sector 1	Sector 2	Sector 3	T.Spd	Elapsed	Lap	D	Time	Sector 1	Sector 2	Sector 3	T.Spd	Elapsed	
2	LEMA RACING 1.MANUEL GIÃO 2.ELIAS NISKANEN							MERCEDES AMG GT4 GT4 PRO								
	1	2	2:18.378	46.667	32.411	59.300		2:18.378	9	1	1:49.597	22.687	29.443	57.467	242.6	22:02.732
	2	2	1:48.446	23.453	29.429	55.564	204.4	4:06.824	10	1	1:48.121	22.060	29.134	56.927	239.5	23:50.853
	3	2	1:45.860	22.535	28.528	54.797	234.9	5:52.684	11	1	1:48.510	22.066	29.575	56.869	239.5	25:39.363
	4	2	1:44.565	21.649	28.404	54.512	244.8	7:37.249	12	1	1:48.604	22.096	29.106	57.402	240.0	27:27.967
	5	2	1:43.686	21.384	28.099	54.203	242.1	9:20.935	13	1	1:49.712	22.011	30.257	57.444	240.0	29:17.679
	6	2	1:56.188	21.276	28.268	1:06.644	246.4	11:17.123	14	1	2:08.504	23.468	31.974	1:13.062	239.5	31:26.183
	7	2	6:50.769	5:25.777	29.618	55.374		18:07.892	15	1	3:17.507	1:49.946	30.212	57.349		34:43.690
	8	2	1:44.276	21.605	28.270	54.401	243.2	19:52.168	16	1	1:48.453	22.429	29.348	56.676	237.4	36:32.143
	9	2	1:44.167	21.453	28.322	54.392	242.1	21:36.335	17	1	1:47.851	22.399	29.331	56.121	240.0	38:19.994
	10	2	1:48.404	21.332	28.475	58.597	243.7	23:24.739	18	1	1:46.755	22.039	28.851	55.865	238.4	40:06.749
	11	2	1:43.947	21.364	28.349	54.234	243.7	25:08.686	7 FÁBIO MOTA 1.FÁBIO MOTA 2.BRUNO PIRES PORSCHE 997 3,6 GTC							
	12	2	1:43.980	21.319	28.072	54.589	245.3	26:52.666								
	13	2	1:48.149	21.227	28.311	58.611	248.1	28:40.815								
	14	2	1:42.998	21.197	28.147	53.654	246.4	30:23.813								
	15	2	1:42.971	21.185	28.211	53.575	247.0	32:06.784								
	16	2	1:42.957	21.129	27.989	53.839	247.0	33:49.741								
	17	2	1:42.677	21.191	27.966	53.520	247.0	35:32.418								
	18	2	1:43.068	21.420	28.005	53.643	245.9	37:15.486								
	19	2	1:43.601	21.227	28.369	54.005	247.6	38:59.087								
20	2	1:52.781	21.306	28.111	1:03.364	248.1	40:51.868									
3	ARAUJO COMPETIÇÃO 1.ALVARO RAMOS 2.FRED BLOK							MCLAREN 570S GT4 GT4 BRONZE								
	1	1	2:51.001	1:11.673	34.889	1:04.439		2:51.001	8 VELOSO MOTORSPORT 1.PATRICK CUNHA 2.JORGE RODRIGUES AUDI R8 LMS GT4 GT4 BRONZE							
	2	1	1:51.935	23.702	30.166	58.067	204.0	4:42.936								
	3	1	1:49.095	22.193	28.812	58.090	243.7	6:32.031								
	4	1	1:48.075	22.191	29.005	56.879	245.3	8:20.106								
	5	1	1:46.877	22.063	28.733	56.081	252.1	10:06.983								
	6	1	2:12.565	21.574	29.059	1:21.932	254.4	12:19.548								
	7	1	6:05.161	4:33.873	31.057	1:00.231		18:24.709								
	8	1	1:45.941	21.544	28.199	56.198	257.4	20:10.650								
	9	1	1:45.791	21.582	28.495	55.714	260.4	21:56.441								
	10	1	1:57.965	22.047	28.507	1:07.411	255.0	23:54.406								
	11	1	6:05.597	4:36.882	31.050	57.665		30:00.003								
	12	1	1:49.230	22.314	29.566	57.350	246.4	31:49.233								
	13	1	1:48.573	22.256	29.338	56.979	236.9	33:37.806								
	14	1	1:47.463	21.805	29.124	56.534	248.1	35:25.269								
	15	1	1:49.087	21.703	29.536	57.848	252.1	37:14.356								
	16	1	1:49.650	22.151	29.665	57.834	257.4	39:04.006								
17	1	1:48.278	22.077	29.481	56.720	240.0	40:52.284									
5	LEMA RACING 1.OSCAR PIRES 2.TOMASSO LOVATI							PORSCHE CAYMAN GT4 GT4 PRO								
	1	1	2:44.824	1:06.897	34.522	1:03.405		2:44.824	20 J.C.C.A. LDA. 1.JOSÉ CORREIA 2.GABRIELA CORREIA MERCEDES AMG GT4 BRONZE							
	2	1	1:52.206	23.211	30.118	58.877	219.0	4:37.030								
	3	1	1:54.039	22.639	30.824	1:00.576	239.5	6:31.069								
	4	1	1:51.202	22.409	29.321	59.472	241.1	8:22.271								
	5	1	1:49.894	22.779	29.784	57.331	235.4	10:12.165								
	6	1	2:43.649	22.900	38.358	1:42.391	242.1	12:55.814								
	7	1	5:26.804	3:55.960	31.151	59.693		18:22.618								
	8	1	1:50.517	22.166	29.581	58.770	242.1	20:13.135								
	1	1	6:46.592	4:29.370	31.901	1:45.321		6:46.592								
2	1	1:48.104	22.586	28.687	56.831	240.5	8:34.696									
3	1	1:47.874	22.351	28.845	56.678	223.9	10:22.570									
4	1	2:37.546	24.066	44.464	1:29.016	236.4	13:00.116									
5	1	10:07.717	8:39.422	30.811	57.484		23:07.833									



ESTORIL
CATERHAM
RACING
FESTIVAL

18/20 Nov. 2022



CPV - SUPERCARS ENDURANCE CATERHAM RACING FESTIVAL 18, 19 e 20 NOVEMBRO 2 TREINOS LIVRES

Sector Analysis

— Invalidated Lap ■ Personal Best ■ Session Best B Crossing the pit lane

Lap	D	Time	Sector 1	Sector 2	Sector 3	T.Spd	Elapsed	Lap	D	Time	Sector 1	Sector 2	Sector 3	T.Spd	Elapsed
6	1	1:47.992	22.685	28.845	56.462	216.4	24:55.825	1	1	2:29.577	53.743	33.657	1:02.177		2:29.577
7	1	1:46.336	22.472	28.807	55.057	244.8	26:42.161	2	1	1:45.326	22.004	28.618	54.704	241.6	4:14.903
8	1	1:45.330	21.687	28.814	54.829	256.8	28:27.491	3	1	1:43.462	21.358	28.053	54.051	247.6	5:58.365
9	1	1:47.043	21.939	28.752	56.352	233.9	30:14.534	4	1	1:47.233	21.290	27.953	57.990	247.0	7:45.598
10	1	1:43.568	21.640	27.891	54.037	231.9	31:58.102	5	1	1:43.353	21.279	28.138	53.936	248.7	9:28.951
11	1	1:44.392	21.897	28.146	54.349	240.5	33:42.494	6	1	1:57.896B	21.745	28.191	1:07.960	248.1	11:26.847
12	1	1:45.214	21.663	28.506	55.045	244.8	35:27.708	7	1	6:44.830	5:16.739	29.997	58.094		18:11.677
13	1	1:44.066	21.414	27.690	54.962	234.9	37:11.774	8	1	1:42.997	21.363	27.955	53.679	247.0	19:54.674
14	1	1:45.071	21.411	28.614	55.046	255.0	38:56.845	9	1	1:43.038	21.117	27.939	53.982	248.7	21:37.712
15	1	1:43.548	21.547	27.923	54.078	264.2	40:40.393	10	1	1:50.536B	21.311	28.503	1:00.722	248.7	23:28.248

59		JT59 RACING TEAM					CUPRA TCR	
		1.DANIEL TEIXEIRA					TCR	
1	1	3:48.809	2:00.174	39.690	1:08.945		3:48.809	
2	1	2:03.138	26.342	32.779	1:04.017	186.1	5:51.947	
3	1	1:57.188	24.469	29.973	1:02.746	168.4	7:49.135	
4	1	1:47.028	22.660	29.142	55.226	220.8	9:36.163	
5	1	2:09.630B	21.896	28.611	1:19.123	235.4	11:45.793	
6	1	9:08.141	7:34.875	34.054	59.212		20:53.934	
7	1	1:45.714	22.415	28.578	54.721	230.5	22:39.648	
8	1	1:44.829	21.653	28.656	54.520	239.5	24:24.477	
9	1	1:44.335	21.735	28.353	54.247	237.9	26:08.812	
10	1	1:57.376	24.525	32.480	1:00.371	196.4	28:06.188	
11	1	1:44.417	21.924	28.315	54.178	239.5	29:50.605	
12	1	1:44.445	21.615	28.531	54.299	240.5	31:35.050	
13	1	1:44.369	21.783	28.268	54.318	241.6	33:19.419	
14	1	1:44.034	21.577	28.325	54.132	240.5	35:03.453	
15	1	1:54.548	23.305	31.103	1:00.140	216.0	36:58.001	
16	1	1:44.515	21.701	28.446	54.368	239.5	38:42.516	
17	1	1:57.265B	21.972	28.645	1:06.648	234.9	40:39.781	

77		SMC MOTORSPORT					MCLAREN 570S GT4	
		1.GUILLERMO ASO					GT4 PRO	
		2.TOMÁS PINTOS						
1	1	4:28.590	3:00.101	30.686	57.803		4:28.590	
2	1	1:47.212	22.284	29.185	55.743	237.9	6:15.802	
3	1	1:46.302	21.694	28.997	55.611	245.9	8:02.104	
4	1	1:47.926	21.672	28.568	57.686	243.7	9:50.030	
5	1	2:17.243B	21.773	28.628	1:26.842	243.7	12:07.273	
6	1	6:11.673	4:41.520	32.382	57.771		18:18.946	
7	1	1:44.747	21.626	28.592	54.529	244.3	20:03.693	
8	1	1:52.238B	21.440	28.448	1:02.350	247.6	21:55.931	
9	1	3:48.485	2:23.880	29.258	55.347		25:44.416	
10	1	1:44.683	21.825	28.358	54.500	243.2	27:29.099	
11	1	1:43.925	21.432	28.141	54.352	246.4	29:13.024	
12	1	1:43.761	21.400	28.203	54.158	245.9	30:56.785	
13	1	1:44.144	21.585	28.513	54.046	245.9	32:40.929	
14	1	1:44.280	21.381	28.323	54.576	245.3	34:25.209	
15	1	1:46.304	21.679	28.580	56.045	246.4	36:11.513	
16	1	1:44.034	21.487	28.366	54.181	243.7	37:55.547	
17	1	1:44.330	21.665	28.938	53.727	245.9	39:39.877	
18	1	1:43.577	21.409	28.201	53.967	248.1	41:23.454	

88		ARAJOU COMPETIÇÃO					MCLAREN 570S GT4	
		1.MIGUEL CRISTOVÃO					GT4 BRONZE	
		2.FRANCISCO CARVALHO						

Lap	D	Time	Sector 1	Sector 2	Sector 3	T.Spd	Elapsed	Lap	D	Time	Sector 1	Sector 2	Sector 3	T.Spd	Elapsed
1	1	2:29.577	53.743	33.657	1:02.177		2:29.577	2	1	1:45.326	22.004	28.618	54.704	241.6	4:14.903
2	1	1:45.326	22.004	28.618	54.704	241.6	4:14.903	3	1	1:43.462	21.358	28.053	54.051	247.6	5:58.365
3	1	1:43.462	21.358	28.053	54.051	247.6	5:58.365	4	1	1:47.233	21.290	27.953	57.990	247.0	7:45.598
4	1	1:47.233	21.290	27.953	57.990	247.0	7:45.598	5	1	1:43.353	21.279	28.138	53.936	248.7	9:28.951
5	1	1:43.353	21.279	28.138	53.936	248.7	9:28.951	6	1	1:57.896B	21.745	28.191	1:07.960	248.1	11:26.847
6	1	1:57.896B	21.745	28.191	1:07.960	248.1	11:26.847	7	1	6:44.830	5:16.739	29.997	58.094		18:11.677
7	1	6:44.830	5:16.739	29.997	58.094		18:11.677	8	1	1:42.997	21.363	27.955	53.679	247.0	19:54.674
8	1	1:42.997	21.363	27.955	53.679	247.0	19:54.674	9	1	1:43.038	21.117	27.939	53.982	248.7	21:37.712
9	1	1:43.038	21.117	27.939	53.982	248.7	21:37.712	10	1	1:50.536B	21.311	28.503	1:00.722	248.7	23:28.248
10	1	1:50.536B	21.311	28.503	1:00.722	248.7	23:28.248	11	1	3:23.414	1:59.276	29.094	55.044		26:51.662
11	1	3:23.414	1:59.276	29.094	55.044		26:51.662	12	1	1:44.482	21.575	28.707	54.200	245.9	28:36.144
12	1	1:44.482	21.575	28.707	54.200	245.9	28:36.144	13	1	1:43.720	21.362	28.205	54.153	248.7	30:19.864
13	1	1:43.720	21.362	28.205	54.153	248.7	30:19.864	14	1	1:43.856	21.330	28.489	54.037	248.7	32:03.720
14	1	1:43.856	21.330	28.489	54.037	248.7	32:03.720	15	1	1:47.391	21.934	28.323	57.134	249.8	33:51.111
15	1	1:47.391	21.934	28.323	57.134	249.8	33:51.111	16	1	1:43.269	21.129	28.100	54.040	250.4	35:34.380
16	1	1:43.269	21.129	28.100	54.040	250.4	35:34.380	17	1	1:43.450	21.477	28.144	53.829	247.0	37:17.830
17	1	1:43.450	21.477	28.144	53.829	247.0	37:17.830	18	1	1:44.100	21.458	28.373	54.269	249.2	39:01.930
18	1	1:44.100	21.458	28.373	54.269	249.2	39:01.930	19	1	1:43.540	21.293	28.032	54.215	248.7	40:45.470
19	1	1:43.540	21.293	28.032	54.215	248.7	40:45.470								

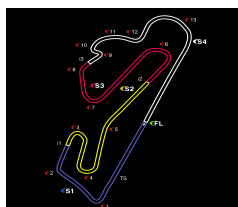
90		PROGT					PORSCHE CAYMAN GT4	
		1.ANDRIUS ZEMAITIS					GT4 BRONZE	
1	1	2:45.708	1:10.295	33.396	1:02.017		2:45.708	
2	1	1:51.787	24.295	30.024	57.468	195.0	4:37.495	
3	1	2:02.582B	22.736	29.108	1:10.738	233.9	6:40.077	
4	1	3:30.313	2:04.140	29.557	56.616		10:10.390	
5	1	2:20.666B	21.798	33.346	1:25.522	241.6	12:31.056	
6	1	6:05.789	4:37.757	29.565	58.467		18:36.845	
7	1	1:50.325	22.248	28.558	59.519	226.7	20:27.170	
8	1	1:49.005	22.321	29.331	57.353	227.6	22:16.175	
9	1	1:48.672	22.170	29.329	57.173	240.5	24:04.847	
10	1	1:46.836	22.102	28.867	55.867	242.1	25:51.683	
11	1	1:46.138	22.112	28.477	55.549	236.4	27:37.821	
12	1	1:46.035	21.927	28.596	55.512	244.3	29:23.856	
13	1	1:59.758B	21.688	28.570	1:09.500	244.3	31:23.614	
14	1	3:54.333	2:29.835	28.865	55.633		35:17.947	
15	1	1:46.232	22.156	28.580	55.496	237.9	37:04.179	
16	1	1:45.734	22.015	28.418	55.301	243.7	38:49.913	
17	1	1:45.956	21.901	28.636	55.419	244.3	40:35.869	

99		SPORTS & YOU					HYUNDAI ELANTRA	
		1.LUIS SILVA					TCR	
		2.ANTÓNIO COIMBRA						
1	1	7:51.755	6:04.029	36.307	1:11.419		7:51.755	
2	1	1:59.251	25.779	31.117	1:02.355	183.9	9:51.006	
3	1	2:21.071B	24.414	31.049	1:25.608	209.4	12:12.077	
4	1	6:24.694	4:54.279	31.306	59.109		18:36.771	
5	1	1:50.977	23.278	29.383	58.316	202.9	20:27.748	
6	1	1:50.568	22.693	29.139	58.736	226.7	22:18.316	
7	1	1:48.462	22.154	29.081	57.227	239.0	24:06.778	
8	1	1:50.836	22.408	29.180	59.248	232.9	25:57.614	
9	1	1:47.690	22.126	29.331	56.233	242.1	27:45.304	
10	1	1:59.206B	22.324	29.600	1:07.282	232.9	29:44.510	
11	1	3:00.864	1:33.556	30.623	56.685		32:45.374	
12	1	1:46.765	21.876	29.162	55.727	242.6	34:32.139	
13	1	1:46.675	22.091	28.894	55.690	241.1	36:18.814	



**ESTORIL
CATERHAM
RACING
FESTIVAL**

18/20 Nov. 2022



CPV - SUPERCARS ENDURANCE CATERHAM RACING FESTIVAL 18, 19 e 20 NOVEMBRO 2 TREINOS LIVRES

Sector Analysis

— Invalidated Lap ■ Personal Best ■ Session Best B Crossing the pit lane

Lap	D	Time	Sector 1	Sector 2	Sector 3	T.Spd	Elapsed	Lap	D	Time	Sector 1	Sector 2	Sector 3	T.Spd	Elapsed
14	1	1:46.856	22.286	28.894	55.676	233.4	38:05.670	11	1	2:24.239	22.379	1:03.018	58.842	227.6	28:51.784
15	1	1:49.296	22.659	30.083	56.554	227.6	39:54.966	12	1	1:49.159	23.138	29.503	56.518	216.4	30:40.943
16	1	2:01.234 B	22.356	29.079	1:09.799	237.9	41:56.200	13	1	1:47.736	22.374	29.091	56.271	235.4	32:28.679

119 **SMC MOTORSPORT** MACLAREN 570S GT4
1.FERNANDO NAVARRETE GT4 PRO
2.GONZALO DE ANDRÉS

1	1	4:09.178 B	2:17.149	34.119	1:17.910		4:09.178
2	1	5:43.048	4:18.714	29.271	55.063		9:52.226
3	1	2:17.849 B	22.111	29.015	1:26.723	243.2	12:10.075
4	1	5:56.231	4:31.603	29.653	54.975		18:06.306
5	1	1:44.776	21.496	28.895	54.385	244.3	19:51.082
6	1	1:44.401	21.406	28.781	54.214	245.3	21:35.483
7	1	1:50.094 B	21.306	28.922	59.866	243.7	23:25.577
8	1	3:02.117	1:37.302	29.341	55.474		26:27.694
9	1	1:44.979	21.647	28.619	54.713	242.1	28:12.673
10	1	1:45.183	22.035	28.424	54.724	242.6	29:57.856
11	1	1:44.677	21.379	28.549	54.749	243.7	31:42.533
12	1	1:44.230	21.496	28.385	54.349	243.7	33:26.763
13	1	1:44.010	21.646	28.206	54.158	243.7	35:10.773
14	1	1:44.146	21.406	28.191	54.549	241.1	36:54.919
15	1	1:44.420	21.628	28.266	54.526	241.6	38:39.339
16	1	1:44.176	21.634	28.455	54.087	242.1	40:23.515

888 **VELOSO MOTORSPORT** PORSCHE CAYMAN GT4
1.PAULO OLIVEIRA GT4 BRONZE

1	1	4:16.557	2:38.838	33.941	1:03.778		4:16.557
2	1	1:57.091	24.155	31.598	1:01.338	210.2	6:13.648
3	1	1:52.360	22.736	30.091	59.533	231.4	8:06.008
4	1	1:49.958	22.558	29.829	57.571	230.0	9:55.966
5	1	2:19.916 B	22.643	29.729	1:27.544	237.4	12:15.882
6	1	6:16.664	4:48.269	30.021	58.374		18:32.546
7	1	1:53.956	22.436	29.661	1:01.859	236.9	20:26.502
8	1	1:49.328	22.349	29.571	57.408	237.9	22:15.830
9	1	1:50.165	22.017	29.549	58.599	241.1	24:05.995
10	1	1:48.920	22.306	29.495	57.119	226.2	25:54.915
11	1	1:49.309	22.355	29.624	57.330	236.4	27:44.224
12	1	2:04.083 B	22.569	31.379	1:10.135	237.9	29:48.307
13	1	5:14.606	3:44.561	31.228	58.817		35:02.913
14	1	1:49.475	22.434	29.809	57.232	234.9	36:52.388
15	1	1:49.656	22.232	29.741	57.683	238.4	38:42.044
16	1	1:49.757	22.104	30.181	57.472	241.1	40:31.801

981 **PEDRO BASTOS REZENDE** PORSCHE CAYMAN 981 MR
1.PEDRO REZENDE GT4 PRO
2.QUIQUE BORDÁS

1	1	2:11.244	36.807	33.659	1:00.778		2:11.244
2	1	1:50.201	23.655	29.340	57.206	212.3	4:01.445
3	1	1:47.688	22.526	29.017	56.145	240.0	5:49.133
4	1	1:47.974	22.187	29.261	56.526	243.7	7:37.107
5	1	1:46.796	22.280	28.858	55.658	245.3	9:23.903
6	1	1:54.937 B	21.885	28.732	1:04.320	245.3	11:18.840
7	1	9:41.090	8:13.331	30.259	57.500		20:59.930
8	1	1:49.248	23.110	29.268	56.870	207.8	22:49.178
9	1	1:49.706	22.876	29.628	57.202	225.3	24:38.884
10	1	1:48.661	22.711	29.169	56.781	228.1	26:27.545